



# OFFICE *Furniture* CATALOG

20  
19





StandUp Standing Desk Collection by OfficeSource®



Integrate Collection by OfficeSource®



Renegade Raider by OfficeSource®



Variant Collection by OfficeSource®



OS Multi-Purpose Table Collection by OfficeSource®

# table of CONTENTS

## DESKS

2 - 79

## TABLES

80 - 109

## PANELS + PARTITIONS

116 - 121

## SEATING

Lab	108 - 109
Hospitality+Reception	
+Guest	122 - 152
Stacking	153 - 163
Nesting	164 - 165
Folding	166
Stools	167 - 174
Outdoor	173, 175 - 176
Task	177 - 179
Mesh	180 - 192
Executive	191, 193 - 207
Big & Tall	207 - 209
Gaming	210

## STORAGE

211 - 227

## ACCESSORIES+ TECHNOLOGY

110 - 115, 228 - 233

## INDEX

234 - 235

## CHAIR FUNCTIONS

236



## LEGEND INFORMATION

### QUICKSHIP

**QS - QUICKSHIP:** We have placed the **QS** prefix before model numbers that are quickship items. Delivery time is approximately 1-3 weeks.

### SPECIAL ORDER

**SO - SPECIAL ORDER:** We have placed the **SO** prefix before model numbers that are special order items. Please note that lead times on special order items can vary greatly. We welcome special orders, we will always do our best to procure product in the quickest fashion possible and attempt to meet your expected due dates.



**NEW PRODUCT 2019:** This style icon as well as single gold star indicates new product added to our catalog for 2019.



**TOP SELLER:** Look for this icon on select OfficeSource® products! Products that carry this label are given a thumbs up as a great selling product, great quality and overall a TOP SELLER!



**We strongly support recycling efforts.** This catalog is printed on recycled paper containing a minimum of 10% PCW. We are committed to doing our part to sustain the environment. By printing this publication on recycled paper, two tons of wood, approximately 4,700 gallons of water and nine billion BTU of energy was saved. Also, it is printed using vegetable based inks. Please do your part by recycling this catalog after use.

*Colors pictured throughout catalog are representation only. If exact color match is necessary, please request finish or upholstery sample before placing your order.*

List prices are effective as of December 1, 2018 and are subject to change. Printed in USA.  
Prices subject to change at any time. Please contact us to verify current pricing.

This catalog and its contents are proprietary to JMJS dba COE Distributing. Copyright 2018/2019 by JMJS. All Rights Reserved.

# Keswick COLLECTION

Handsome detailing on durable wooden construction. Mirroring the looks of early American stateliness, this collection is a distinguished addition to any office. Solidly built with elegant mouldings and a rich English Cherry finish.



(Not Fully Assembled)

**EXECUTIVE BLACK LEATHER ROLL ARM DESK CHAIR W/ENGLISH CHERRY BASE**  
**SKU: QS69401105**  
 27"W x 29¾"D x 43-46½"H  
 List: \$723.00



**DURABLE UV FINISH  
 RESISTANT TO STAINS,  
 MARKS AND SCRATCHES!**

**FLEXSTEEL®**  
 CONTRACT 05015  
 DMI COLLECTION

↑ **SKU: KESWICK1**  
**TOTAL LIST: \$9,698.00**  
 Includes: 799036, 799021,  
 799062, 69401105  
 Excludes Accessories.



**Collection Detail:**  
 Veneer tops are detailed with decorative cherry inlay veneer and walnut banding.



**EXECUTIVE DESK**  
**SKU: 799036**  
 • Center drawer w/pencil tray  
 • Two pull out writing boards  
 • Box, locking box & file per pedestal  
 72"W x 36"D x 30"H  
 List: \$3,326.00



**EXECUTIVE CREDENZA**  
**SKU: 799020**  
 • Four box drawers  
 • Two file drawers  
 • Two pull out writing boards  
 • Cabinet w/adjustable shelf  
 • Center drawer w/drop front  
 72"W x 24"D x 30"H  
 List: \$3,336.00



**HUTCH W/BEVELED GLASS DOORS**  
**SKU: 799062**  
 • 19"H monitor clearance  
 • Two adj. Shelves behind each door  
 72"W x 15"D x 50"H  
 List: \$2,498.00



**LEFT SINGLE PEDESTAL DESK**  
**SKU: QS7990470**  
 • Center drawer w/pencil tray  
 • Pull out writing board  
 • Box, locking box, locking file drawer  
 66"W x 30"D x 30"H  
 List: \$2,474.00



**RIGHT SINGLE PEDESTAL DESK**  
**SKU: QS7990480**  
 • Center drawer w/pencil tray  
 • Pull out writing board  
 • Box, locking box, locking file drawer  
 66"W x 30"D x 30"H  
 List: \$2,474.00



**KNEESPACE CREDENZA**  
**SKU: QS799021**  
 • Keyboard drawer  
 • Two pull out writing boards  
 • Box, locking box, locking file per pedestal  
 72"W x 24"D x 30"H  
 List: \$3,151.00



**TWO DRAWER LATERAL FILE**  
**SKU: 799016**  
 • Two locking drawers  
 • Letter and/or legal size filing  
 • Anti-tip device  
 36"W x 24"D x 30"H  
 List: \$1,749.00

**EXE. LEFT PEDESTAL DESK**  
**SKU: QS7990570**  
 • Center drawer w/pencil tray  
 • Pull out writing board  
 • Box, locking box, locking file drawer  
 72"W x 36"D x 30"H  
 List: \$2,974.00

**EXEC. RIGHT PEDESTAL DESK**  
**SKU: QS7990580**  
 • Center drawer w/pencil tray  
 • Pull out writing board  
 • Box, locking box, locking file drawer  
 72"W x 36"D x 30"H  
 List: \$2,974.00

**RIGHT SINGLE PEDESTAL RETURN**  
**SKU: QS7990579**  
 • Box, locking box, locking file drawer  
 • Wire management access  
 48"W x 24"D x 30"H  
 List: \$2,108.00

**LEFT SINGLE PEDESTAL RETURN**  
**SKU: QS7990589**  
 • Box, locking box, locking file drawer  
 • Wire management access  
 48"W x 24"D x 30"H  
 List: \$2,108.00

**QS = QUICKSHIP**

**FINISH AVAILABLE:**



English Cherry

# Rue De Lyon *COLLECTION*

From the opulent Ruby Cabernet finish and dark Platinum finished hardware with heavy highlights, to the hidden storage behind drop-front doors featured on the overhead storage, the Rue De Lyon Collection offers extras throughout and includes an expanded line-up to furnish any office requirement.

**FINISH AVAILABLE:**



Ruby Cabernet

→ **SKU: QSRUEDELYON1**  
**TOTAL LIST: \$8,296.00**

**Includes:**  
768434A, 768422A, 768444, 768416, 7684836. *Excludes Accessories*



← **SKU: QSRUEDELYON2**  
**TOTAL LIST: \$5,742.00**

**Includes:**  
768444, 7684836, 768448A (Right) or 768449A (Left)  
*Excludes Accessories*



**EXECUTIVE DESK**  
**SKU: QS768436A**

- Drop front drawer w/removable pencil tray
  - Each pedestal features a drawer w/pencil tray, utility drawer, w/removable wood dividers and a full Extension file drawer
- 72"W x 36"D x 30"H  
List: \$2,675.00

**KNEESPACE CREDENZA**  
**SKU: QS768421A**

- Center drawer w/drop front for keyboard tray
  - Two box drawers and one file drawer per pedestal
- 72"W x 24"D x 30"H  
List: \$2,238.00

**COMPUTER CREDENZA**  
**SKU: QS768422A**

- Keyboard tray/lap drawer
  - CPU storage and one utility drawer (in left pedestal)
  - Two utility and one file drawer (in right pedestal)
- 66"W x 24"D x 30"H  
List: \$2,083.00

**HUTCH W/ACCENT LIGHTS**  
**SKU: QS768444**

- Two CD storage areas behind drop-front drawer fronts
  - Task light & two accent lights
  - Cable accessible
- 67"W x 15½"D x 48"H  
List: \$1,779.00

**COMPUTER "L" WORKSTATION**  
**SKU: QS768448A (RIGHT)**  
**SKU: QS768449A (LEFT)**

- 768448A consists of: -480, -489
  - 768449A consists of: -490, -499
  - Drop front keyboard drawer
  - Four utility drawers, two w/felt lining, one w/removable dividers
  - Locking file drawer
  - Computer cabinet
  - Finished on all sides
  - Some assembly required
- Computer Desk: 66"W X 28"D X 30"H  
Return: 48"W X 24"D X 30"H  
List: \$2,860.00

**2 DRAWER LATERAL FILE**  
**SKU: QS768416**

- Full extension file drawers
  - Letter and/or legal size filing; anti-tip device
- 36"W x 24"D x 30"H  
List: \$1,068.00

■ ■ ■ **COMPLEMENTARY SEATING**

**MANAGER'S DESK**  
**SKU: QS768434A**

- Same features as 768436A
- 66"W x 30"D x 30"H  
List: \$2,263.00



**EXE. BLACK LEATHER, HIGH BACK CHAIR W/ RUBY CABERNET BASE**  
**SKU: QS7684836**

28¾"W x 29¾"D x 40½"-43¾"H  
List: \$1,103.00



**GUEST, BLACK LEATHER, HIGH BACK CHAIR W/ RUBY CABERNET BASE**  
**SKU: QS7684821**

27½"W x 28"D x 41"H  
List: \$1,028.00

■ ■ ■ **COMPLEMENTARY BOOKCASES**

**DOUBLE BOOKCASE**  
**SKU: QS768407**

- Four adjustable wood framed glass shelves
  - Two canister lights
- 47"W x 16"D x 78"H  
List: \$2,032.00

**FILE BOOKCASE**  
**SKU: QS768408**

- Three adjustable wood framed glass shelves
  - One file drawer
  - One canister light
- 39"W x 18"D x 78"H  
List: \$1,906.00



**QS = QUICKSHIP**

# Governor's *COLLECTION*

Traditional integrity is inherent in the attention to detail found in solid wood bases with shaped mouldings, mitered edges, recessed modesty panels, and swinging bail drawer pulls finished in antique brass with medium highlights.

→ **SKU: QSGOVERNORS1**  
**TOTAL LIST: \$7,026.00**

**Includes:**  
735036, 735021,  
735047, 7350152  
**Excludes Accessories**  
**& Seating**



## TABLE DESK



#735088

Locking Center Drawer  
w/Pencil Tray




**EXECUTIVE DESK**  
**SKU: 735036**  
72"W x 36"D x 30"H  
List: \$2,118.00



**MANAGER'S DESK**  
**SKU: QS735030**  
60"W x 30"D x 30"H  
List: \$2,074.00

**QS = QUICKSHIP**

**FINISH  
AVAILABLE:**



Engraved Executive  
Mahogany



**STORAGE CREDENZA**  
**SKU: 735020**  
66"W x 20"D x 30"H  
List: \$2,022.00



**COMPUTER CREDENZA  
W/KEYBOARD TRAY**  
**SKU: QS735021**  
66"W x 20"D x 30"H  
List: \$2,022.00



**TABLE DESK**  
**SKU: QS735088**  
• Center drawer  
72"W x 36"D x 30"H  
List: \$1,582.00  
(Not Fully Assembled)



**OPEN HUTCH**  
**SKU: QS735044**  
• Use with -20 or -21  
60"W x 14"D x 46"H  
List: \$1,250.00

**OPEN HUTCH**  
**SKU: QS735061**  
• Use with -571, -581  
66"W x 14"D x 46"H  
List: \$1,308.00



**MESH DOOR HUTCH**  
**SKU: 735047**  
• Use with -20 or -21  
60"W x 13"D x 46"H  
List: \$1,582.00

**MESH DOOR HUTCH**  
**SKU: QS735062**  
• Use with -571, -581  
66"W x 13"D x 46"H  
List: \$1,801.00



**2 DRAWER LATERAL FILE**  
**SKU: 7350152**  
• Finished back  
• Anti-tip device  
32"W x 20"D x 30"H  
List: \$1,304.00



**LATERAL FILE HUTCH**  
**SKU: QS735041**  
29"W x 14"D x 46"H  
List: \$835.00



**DOOR BOOKCASE**  
**SKU: QS735009**  
30"W x 14"D x 74"H  
List: \$1,293.00

**BOOKCASE**  
**5 ADJ. SHELVES**  
**SKU: QS7350172**  
32"W x 16"D x 72"H  
List: \$1,161.00

**FULLY  
ASSEMBLED**  
Most items in this collection  
come fully assembled.



**4 DRAWER LATERAL FILE**  
**SKU: QS735017**  
• Anti-tip device  
36"W x 22"D x 54"H  
List: \$2,358.00

## EXECUTIVE U



↑ **SKU: QSGOVERNORS2**  
**TOTAL LIST: \$4,604.00**

Includes:  
7350580, 7350588 (Left) or  
7350570, 7350577 (Right), 735059  
(Not Fully Assembled)

### RIGHT - EXECUTIVE "U"

**LEFT PEDESTAL DESK**  
**SKU: 7350570**  
72"W x 36"D x 30"H  
List: \$2,013.00

**RIGHT PEDESTAL CREDENZA**  
**SKU: QS7350577** ★  
72"W x 24"D x 30"H  
List: \$1,865.00

**"U" BRIDGE**  
**SKU: QS735059**  
50"W x 24"D x 30"H  
List: \$726.00  
(Not Fully Assembled)

### LEFT - EXECUTIVE "U"

**RIGHT PEDESTAL DESK**  
**SKU: 7350580**  
72"W x 36"D x 30"H  
List: \$2,013.00

**LEFT PEDESTAL CREDENZA**  
**SKU: QS7350588** ★  
72"W x 24"D x 30"H  
List: \$1,865.00

**"U" BRIDGE**  
**SKU: QS735059**  
50"W x 24"D x 30"H  
List: \$726.00  
(Not Fully Assembled)

## EXECUTIVE L



↑ **SKU: QSGOVERNORS3**  
**TOTAL LIST: \$3,475.00**

Includes:  
7350480, 7350579 (Right) or  
7350490, 7350589 (Left)  
(Not Fully Assembled)

★ Gold Stars Indicate  
Product New for 2019.

### RIGHT - EXECUTIVE "L"

**LEFT PEDESTAL DESK**  
**SKU: 7350570**  
72"W x 36"D x 30"H  
List: \$2,013.00

**LEFT PEDESTAL DESK**  
**SKU: QS7350480**  
66"W x 30"D x 30"H  
List: \$1,946.00

**RIGHT EXECUTIVE HEIGHT RETURN**  
**SKU: 7350579**  
48"W x 24"D x 30"H  
List: \$1,529.00

### LEFT - EXECUTIVE "L"

**RIGHT PEDESTAL DESK**  
**SKU: 7350580**  
72"W x 36"D x 30"H  
List: \$2,013.00

**RIGHT PEDESTAL DESK**  
**SKU: QS7350490**  
66"W x 30"D x 30"H  
List: \$1,946.00

**LEFT EXECUTIVE HEIGHT RETURN**  
**SKU: 7350589**  
48"W x 24"D x 30"H  
List: \$1,529.00



### CREDENZA STANDARD FEATURES

- Center two door cabinet has one adjustable shelf
- A box and file drawer per pedestal
- All drawers feature dovetail construction and are suspended on metal ball bearing slides
- Full extending file drawers and 3/4 extending box drawers
- File drawers equipped with metal rods for letter or legal sized hanging files
- Finished back

**INCLUDE A STORAGE CREDENZA IN YOUR CONFERENCE SPACE!**

### MATCHING CONFERENCE TABLE

**42" ROUND TRADITIONAL QUEEN ANNE TABLE TOP**  
**SKU: 7350011**  
• Seats 4 people  
List: \$822.00

**SOLID WOOD TRADITIONAL QUEEN ANNE TABLE BASE**  
**SKU: 7350002**  
Table Height 30"  
List: \$437.00



**Please Note:**  
Table Top & Base Sold Separately.

**FINISH AVAILABLE:**



Engraved Executive Mahogany

QS = QUICKSHIP

**FULLY ASSEMBLED**

Most items in this collection come fully assembled.



## Abbey COLLECTION

Pictured w/OfficeSource® Laminate, Indulge and Draper Collections

↑ **SKU: ABBEY1**  
**Total List: \$6,948.00**

Includes: 9WS6 Right or  
9WS5 Left, 960  
Excludes Accessories & Seating



**EXECUTIVE DESK**  
**SKU: 932**

- Center drawer

72"W x 36"D x 29"H  
List: \$2,299.00



**TABLE DESK**  
**SKU: 920**

- Center drawer

72"W x 36"D x 29"H  
List: \$1,319.00



**STORAGE CRENZENZA**  
**SKU: 962D**

72"W x 23"D x 29"H  
List: \$2,859.00



**MANAGER'S DESK**  
**SKU: 934**

- Center drawer

60"W x 30"D x 29"H  
List: \$2,199.00



**2 DRAWER LATERAL FILE**  
**SKU: 952**

- Finished back

38"W x 24"D x 29"H  
List: \$1,759.00



**KNEESPACE CRENZENZA**  
**SKU: 962**

72"W x 22½"D x 29"H  
List: \$2,099.00

## COMPONENTS

**FINISH  
IN STOCK:**



Mahogany



**BOOKCASE**  
**SKU: 946**

- Finished back

36"W x 14"D x 72"H  
List: \$1,759.00



**DOOR HUTCH**  
**SKU: 960**


- Use with 962D, 962, 9WS5, 9WS6

71½"W x 16"D x 42½"H  
List: \$2,099.00

### STANDARD FEATURES

- Traditional wood veneer w/mahogany finish
- Traditional style inlay top
- Full extension box/file drawers
- Antique brass pulls
- Picture frame mouldings

ANTIQUE BRASS  
PULLS



**Ready to  
Assemble**

Items on this page come  
ready-to-assemble.



L Group - Right  
(Pictured)

**L GROUP - LEFT (72" W)**  
**SKU: 9WS1**  
Right Desk: 72"W x 36"D  
• Center drawer  
Left Return: 48"W x 22½"D  
List: \$3,749.00

**L GROUP - LEFT (66" W)**  
**SKU: 9WS3**  
Right Desk: 66"W x 30"D  
• Center drawer  
Left Return: 48"W x 22½"D  
List: \$3,629.00

**L GROUP - RIGHT (72" W)**  
**SKU: 9WS2**  
Left Desk: 72"W x 36"D  
• Center drawer  
Right Return: 48"W x 22½"D  
List: \$3,749.00

**L GROUP - RIGHT (66" W)**  
**SKU: 9WS4**  
Left Desk: 66"W x 30"D  
• Center drawer  
Right Return: 48"W x 22½"D  
List: \$3,629.00



U Group - Right  
(Pictured)

**U GROUP - LEFT**  
**SKU: 9WS5**  
Right Desk: 72"W x 36"D  
• Center drawer  
Left Credenza: 72"W x 22½"D  
Bridge: 48"W x 24"D  
List: \$4,849.00

**U GROUP - RIGHT**  
**SKU: 9WS6**  
Left Desk: 72"W x 36"D  
• Center drawer  
Right Credenza: 72"W x 22½"D  
Bridge: 48"W x 24"D  
List: \$4,849.00



Items on this page come ready-to-assemble.



Pictured w/Indulge Collection

**1-3/4" THICK TOPS!**

**CONFERENCE**

**TIMELESS FOUNDATION  
FOR TODAY'S  
SOPHISTICATED WORK  
PLACE!**

**6' RECTANGULAR CONFERENCE  
TABLE W/PANEL BASE**  
**SKU: 992**  
72"W x 42"D x 29"H  
List: \$1,599.00

**8' RECTANGULAR CONFERENCE  
TABLE W/PANEL BASE**  
**SKU: 910**  
96"W x 42"D x 29"H  
List: \$1,879.00

**48" ROUND CONFERENCE  
TABLE W/QUEEN ANNE BASE**  
**SKU: 984**  
48"Dia x 29"H  
List: \$1,069.00

**10' RECTANGULAR CONFERENCE  
TABLE W/PANEL BASE**  
**SKU: 996**  
• Two piece top  
120"W x 48"D x 29"H  
List: \$2,539.00

**12' RECTANGULAR CONFERENCE  
TABLE W/PANEL BASE**  
**SKU: 998**  
• Two piece top  
144"W x 48"D x 29"H  
List: \$2,639.00



**Canvas**  
**COLLECTION**

SKU: **SO**CANVAS6610  
(TFL) Total List: \$14,841.00  
(HPL) Total List: \$15,789.00  
*Excludes Seating, Tack Board/  
Workwall & Accessories.*

Always stylish, comfortable and effortlessly adaptable, Canvas enlivens corporate environments with refined aesthetics born from an appealing mix of materials, finishes and components. With an enhanced selection of multidimensional components, the creation of an ultra-functional workspace is limited only by your imagination.



SKU: **SO**CANVAS6615  
(TFL) Total List: \$5,076.00  
(HPL) Total List: \$5,731.00  
*Excludes Seating & Accessories.*

SO = SPECIAL ORDER



the IFMA sustainability standard

LAMINATE OPTIONS - TFL OR HPL TOPS

WH Designer White	SM Sugar Maple	OK New Age Oak	MTM Mountain Maple	TK Studio Teak
GC Golden Cherry	ZB Zanzibar	WC Williamsburg Cherry	CF Cherry Finish	JM Jewel Mahogany
CO Columbian Walnut	XU Xanadu	EF Espresso Finish	AS Asian Night	BL Black

**ITEMS ON THIS PAGE ARE SPECIAL ORDER!**  
**PLEASE CONTACT YOUR LOCAL SALES REPRESENTATIVE FOR DETAILS!**

EDGE OPTIONS

F - Double Kerf
G - Duo
X - Flute
Y - Square

**CHOOSE FROM 4 EDGE OPTIONS**

PULL OPTIONS

AAC Aluminum Arc	ABU Aluminum Buckle
AEL Aluminum Elite	AFC Aluminum Focus
AQD Aluminum Quadra	ABM Aluminum Beam

**Please Note:**  
*All pulls pictured are also available in black finish.*

## Phoenix COLLECTION

Phoenix's clean, transitional styling is at ease in both contemporary and traditional settings. It is a perfect choice for value minded companies who want a sophisticated, yet uncomplicated, furniture solution. A molded base profile and overhanging worksurface infuse Phoenix with an engaging blend of classic and contemporary detailing. The bow top worksurface imparts elegance, while warm, richly grained woods add distinction without compromising the budget.



**SKU: SOPHOENIX3**  
**(Laminate) Total List: \$10,602.00**  
**(Wood) Total List: \$11,114.00**  
*Excludes Seating, Tack Board & Accessories.*



**SKU: SOPHOENIX2**  
**(Laminate) Total List: \$9,489.00**  
**(Wood) Total List: \$10,214.00**  
*Excludes Seating, Tack Board & Accessories.*




**SKU: SOPHOENIX1**  
**(Laminate) Total List: \$8,896.00**  
**(Wood) Total List: \$9,385.00**  
*Excludes Seating & Accessories.*

### FINISH OPTIONS



**AW** Artisan Walnut    **CO** Columbian Walnut    **HW** Harvest Walnut    **LW** Legacy Walnut    **MW** Mahogany on Walnut




**PW** Presidential Walnut    **EW** Espresso Walnut

**RED** Color indicators - Available in High Pressure Laminate Tops.

**ITEMS ON THIS PAGE ARE SPECIAL ORDER!**  
**PLEASE CONTACT YOUR LOCAL SALES REPRESENTATIVE FOR DETAILS!**

### PULL OPTIONS



**AAC** Aluminum Arc    **AFC** Aluminum Focus    **AOR** Aluminum Orbit    **ABU** Aluminum Buckle



**BAC** Black Arc    **BFC** Black Focus    **BOR** Black Orbit    **BBU** Black Buckle



**SKU: SOPHOENIX4**  
**(Laminate) Total List: \$6,535.00**  
**(Wood) Total List: \$7,014.00**  
*Excludes Seating & Accessories.*



← ALL PHOENIX TOPS COME STANDARD WITH TRANSITIONAL EDGE DETAIL!

**SO = SPECIAL ORDER**



↑ **SKU: SIENNA1**  
**TOTAL LIST: \$6,831.00**  
Includes: OX9170(2), OX9180(2), OX9WDS80(2), OX9DRW80(2), OX9MP01(2), OX956(3), OX9WD56(2)  
Excludes Seating & Accessories.

## Sienna *COLLECTION* by OfficeSource®



**STANDARD DESK (NO MODESTY)**

**SKU: OX903**  
60"W x 29½"D x 29½"H  
List: \$619.00

**SKU: OX902**  
66"W x 29½"D x 29½"H  
List: \$639.00

**SKU: OX901**  
71"W x 29½"D x 29½"H  
List: \$669.00



Some items in this collection come ready-to-assemble.



**MODESTY PANEL (+ 2 PIECE HANGING BRACKETS)**

**SKU: OX9MP03 (FOR OX903)**  
38½"W x ¾"D x 14½"H  
List: \$99.00

**SKU: OX9MP02 (FOR OX902)**  
44½"W x ¾"D x 14½"H  
List: \$115.00

**SKU: OX9MP01 (FOR OX901, OX9170, OX9180)**  
50¾"W x ¾"D x 14½"H  
List: \$135.00

**SKU: OX9MP04 (FOR OX9160 & OX9150)**  
26¾"W x ¾"D x 14½"H  
List: \$90.00



#OX9170

#OX9180

**TABLE W/SINGLE LEG**

**SKU: OX9170**  
82¼"W x 35½"D x 29½"H  
List: \$724.00

**SKU: OX9160** ★  
72"W x 35½"D x 29½"H  
List: \$684.00

**SKU: OX9150** ★  
66"W x 29½"D x 29½"H  
List: \$514.00

**63" OPEN SIDE RETURN**

**SKU: OX9180**  
63"W x 21²³⁄₃₂"D x 25¾"H  
List: \$595.00



**DRAWERS & DOORS AVAILABLE IN WHITE FINISH**

#OX9170, OX9180, OX9MP01, OX9WDS80

**OPTIONAL SLIDING DOOR (FOR OX9180)**

**SKU: OX9WDS80**  
14¾"W (1 Door) / 29½"W (2 Door) x ¾"D x 20½"H  
List: \$185.00



#OX9170, OX9180, OX9WDS80, OX9DRW80, OX9MP01

**OPTIONAL TWO DRAWER CABINET (FOR OX9180)**

**SKU: OX9DRW80**  
30¹¹⁄₃₂"W x 19¾"D x 20½"H  
List: \$545.00



#OX9170, OX9180, OX9WDS80(2), OX9MP01

**OPTIONAL MOBILE PEDESTAL - BOX/FILE**

**SKU: OX9007**  
16"W x 22½"D x 22½"H  
List: \$571.00



#OX9007

#OX9007, #CUSH1623


Pictured w/Top Cushion

**TOP CUSHION (FOR OX9007)**

**SKU: CUSH1623**

List: \$143.00

**FINISHES IN STOCK:**



Espresso

Modern Walnut

Coastal Gray

White\*  
(Drawer & Door Fronts)



Gold Stars Indicate Product New for 2019.

**UPHOLSTERIES IN STOCK:**



Celestial Blue

Lime Green

Dark Gray



↑ **SKU: SIENNA2**  
**TOTAL LIST: \$4,368.00**  
Includes: OX9170(2), OX9180(2), OX9WDS80(2), OX9DRW80(2), OX9MP01(2)  
Excludes Seating & Accessories.



↑ **SKU: SIENNA3**  
**TOTAL LIST: \$2,531.00**  
Includes: OX903, OX956, OX9WD56, OX954(2), OX9WD54(2)  
Excludes Seating & Accessories.



↑ **SKU: SIENNA4**  
**TOTAL LIST: \$1,229.00**  
Includes: OX9236  
Excludes Seating & Accessories.

## Sienna COLLECTION by OfficeSource®



**BOOKCASE  
(NO DOORS)**

**SKU: OX956**  
31½"W x 17¾"D x 65"H  
List: \$615.00

**SKU: OX954**  
31½"W x 17¾"D x 29½"H  
List: \$339.00



**LAMINATE DOOR KITS  
(FOR BOOKCASES) - 2 DOORS**

**SKU: OX9WD56  
(FOR OX956)**  
29½"W x ¾"D x 60"H  
List: \$309.00

**SKU: OX9WD54  
(FOR OX954)**  
31½"W x ¾"D x 24¾"H  
List: \$155.00




**GLASS DOOR KITS  
(FOR BOOKCASES) - 2 DOORS  
W/BLACK FRAME**

**SKU: OX9GD56  
(FOR OX956)**  
29½"W x ¾"D x 59"H  
List: \$689.00



Some items in this collection  
come ready-to-assemble.

### FINISHES IN STOCK:




Espresso



Modern Walnut



Coastal Gray



White\*  
(Drawer & Door Fronts)



**94" BOAT SHAPE  
CONFERENCE TABLE  
(W/GROMMET)**

**SKU: OX9236**  
94½"W x 47¼"D x 29½"H  
List: \$1,229.00



**42" ROUND  
MEETING TABLE**

**SKU: OX9127**  
42"Dia x 29½"H  
List: \$619.00



**CREDENZA  
(W/BBF & SLIDING DOORS)**

**SKU: OX9245**  
47¼"W x 17¾"D x 29½"H  
List: \$898.00

# Contemporary Value *SERIES*

Simply stylish. Clean contemporary lines crafted by Candex, known for its custom-made quality and durability.



## DOUBLE PEDESTAL DESK

- Box/file each pedestal, one side locking
- Full modesty (add \$30)

MODEL #	DIMEN.	LIST
2MMP200	60"W x 30"D	\$657.00
SO2MMP210	72"W x 36"D	\$858.00
SO2MMP212	66"W x 30"D	\$723.00
SO2MMP219	72"W x 30"D	\$792.00



## DOUBLE PEDESTAL CREDENZA

- Box/file each pedestal, one side locking
- Full modesty (add \$30)

MODEL #	DIMEN.	LIST
SO2MMP201	60"W x 20"D	\$648.00
SO2MMP222	66"W x 20"D	\$666.00
SO2MMP211	72"W x 20"D	\$780.00



SKU: **SOCANDEX1**  
Total List: **\$1,362.00**

Includes: 2MMP207, 2MMP50034, 2MMP217. Excludes Seating



## SINGLE PEDESTAL DESK

- Locking box/file in pedestal (left or right)
- Includes grommet
- Full modesty (add \$30)

MODEL #	DIMEN.	LIST
SO2MMP240	48"W x 24"D	\$450.00
SO2MMP206	60"W x 30"D	\$549.00
SO2MMP207	66"W x 30"D	\$591.00
SO2MMP245	48"W x 30"D	\$516.00
SO2MMP238	72"W x 30"D	\$684.00
SO2MMP208	72"W x 36"D	\$738.00

## SINGLE PEDESTAL CREDENZA

- Locking box/file in pedestal (left or right)
- Includes grommet
- Full modesty (add \$30)

MODEL #	DIMEN.	LIST
SO2MMP216	60"W x 20"D	\$531.00
SO2MMP217	66"W x 20"D	\$549.00
SO2MMP218	72"W x 20"D	\$627.00



## L SHAPE DESK

- Box/file each pedestal, one side locking
- Full modesty (add \$60)
- For 48"W return (add \$30)

MODEL #	DIMEN.	LIST
SO2MMP203	60"W x 30"D (Desk) 42"W x 20"D (Return)	\$960.00
SO2MMP204	66"W x 30"D (Desk) 42"W x 24"D (Return)	\$1,041.00



SKU: **SOCANDEX2**  
Total List: **\$1,674.00**

Includes: 2MMP200, 2MMP5060, 2MMP201.

**2MM Edges!**



## RETURN

- Box/file in pedestal (left or right)
- Includes grommet
- Full modesty (add \$30)
- For 48"W (add \$30)

MODEL #	DIMEN.	LIST
SO2MMP3201	42"W x 20"D	\$411.00
SO2MMP3202	42"W x 24"D	\$450.00



## BRIDGE & MODESTY

- Includes 1" modesty, grain up & down
- For 48"W (add \$30)

MODEL #	DIMEN.	LIST
SO2MMP50034	42"W x 20"D	\$222.00
SO2MMP50054	42"W x 24"D	\$258.00

Pictured w/Solid Backs (SB)  
For Solid Backs add 30%

## BOOKCASES ALL 1" (Black Masonite Backs)

- Decorative bracket construction
- Adjustable glides included
- Common dimensions: 32"W x 12"D

MODEL #	DIMEN.	LIST
SO2MMP29B11	2 Shelf - 29"H	\$201.00
SO2MMP48B11	3 Shelf - 48"H	\$291.00
SO2MMP61B11	4 Shelf - 61"H	\$339.00
SO2MMP72B11	5 Shelf - 72"H	\$393.00



## HUTCH W/NO DOORS - 32"W

- Solid back, f4s
- Full width wire management included
- Double sided tape included
- For set of 4 doors (add \$201)

MODEL #	DIMEN.	LIST
SO2MMP5045	48"W x 15"D	\$297.00
SO2MMP5060	60"W x 15"D	\$369.00
SO2MMP5066	66"W x 15"D	\$405.00
SO2MMP5072	72"W x 15"D	\$447.00




## TWO DRAWER LATERAL

- Includes lock
- 200 lb capacity ball bearing sides

MODEL #	DIMEN.	LIST
SO2MMP551	30"W x 20"D	\$615.00
SO2MMP550	36"W x 20"D	\$681.00

### FINISHES IN STOCK:



Mahogany  
370

Rum Cherry  
336

### ADDITIONAL FINISHES AVAILABLE:



Hard Rock Maple  
SO140

Honey Maple  
SO421

White  
SO411

Black  
SO405

Gray  
SO548

**FULLY ASSEMBLED**

SO = SPECIAL ORDER

**3MM1 EDGE ITEMS ON THIS PAGE AVAILABLE  
IN 30 COLORS (Including 2-Tone and Edge Treatment)**

**POWER of  
CHOICE**

**SO = SPECIAL ORDER**

**VERTICAL FILES WITH LOCK - ALL 1" MATERIAL - LETTER OR LEGAL**

MODEL #	DESCRIPTION	DIMENSION	2MMP LIST	3MM1 LIST
<b>SO518</b>	2-Drawer Letter w/Lock	16 <sup>3</sup> / <sub>8</sub> "W x 24"D x 29"H	\$522.00	\$567.00
<b>SO521</b>	3-Drawer Letter w/Lock	16 <sup>3</sup> / <sub>8</sub> "W x 24"D x 43 <sup>1</sup> / <sub>2</sub> "H	\$795.00	\$855.00
<b>SO522</b>	4-Drawer Letter w/Lock	16 <sup>3</sup> / <sub>8</sub> "W x 24"D x 56"H	\$1,008.00	\$1,128.00
<b>SO519</b>	2-Drawer Legal w/Lock	19 <sup>3</sup> / <sub>8</sub> "W x 24"D x 29"H	\$711.00	\$792.00
<b>SO524</b>	3-Drawer Legal w/Lock	19 <sup>3</sup> / <sub>8</sub> "W x 24"D x 43 <sup>1</sup> / <sub>2</sub> "H	\$1,020.00	\$1,134.00
<b>SO525</b>	4-Drawer Legal w/Lock	19 <sup>3</sup> / <sub>8</sub> "W x 24"D x 56"H	\$1,329.00	\$1,479.00



**ITEMS  
ON THIS  
PAGE  
ARE  
SPECIAL  
ORDER!**



**CREATE & DESIGN**

**LATERAL FILES/CREDENZAS/STORAGE**

**\*\* ALL 1" THICK UNITS COME WITH ADJUSTABLE GLIDES**

**\* ALL TALL STORAGE UNITS COME WITH BLACK MASONITE BACKS  
FOR MATCHING BACK 3/4" THICK....ADD \$180**

**2 DRAWER LATERAL/STORAGE W/LOCKS - 29"H**

MODEL #	DIMEN.	2MMP LIST	3MM1 LIST
<b>SO250</b>	72"W x 20"D	\$1,263.00	\$1,533.00
<b>SO263</b>	72"W x 24"D	\$1,386.00	\$1,656.00



**4 DRAWER LATERAL - 29"H**

MODEL #	DIMEN.	2MMP LIST	3MM1 LIST
<b>SO25050</b>	72"W x 20"D	\$1,392.00	\$1,662.00
<b>SO25053</b>	72"W x 24"D	\$1,542.00	\$1,758.00



**4 DOOR STORAGE W/LOCKS - 29"H**

MODEL #	DIMEN.	2MMP LIST	3MM1 LIST
<b>SO255</b>	72"W x 20"D	\$1,113.00	\$1,464.00
<b>SO244</b>	72"W x 24"D	\$1,248.00	\$1,521.00



**STORAGE CREDENZA B/F/F-DOOR-B/B/FL - 29"H**

MODEL #	DIMEN.	2MMP LIST	3MM1 LIST
<b>SO298</b>	72"W x 20"D	\$1,323.00	\$1,707.00
<b>SO29824</b>	72"W x 24"D	\$1,440.00	\$1,866.00



**4 DWR/4 DOOR BUFFET HEIGHT CREDENZA  
W/LOCKS - 36"H**

MODEL #	DIMEN.	2MMP LIST	3MM1 LIST
<b>SO397</b>	72"W x 20"D	\$1,854.00	\$2,262.00
<b>SO398</b>	72"W x 24"D	\$2,034.00	\$2,502.00



**LOCKER - 4 DOOR**

- All 1" material w/adjustable glides
- Individual locks w/handle for each door
- Solid back

MODEL #	DIMEN.	LIST
<b>SO3MM1533</b>	16"W x 20"D x 70"H	\$1,188.00

**SORTER/STORAGE**

MODEL #	DIMEN.	LIST
<b>SORTER</b>		
<b>SO3MM1538</b>	36"W x 12"D x 36"H	\$1,470.00
<b>2- DOOR STORAGE</b>		
<b>SO3MM1555</b>	36"W x 20"D x 29"H	\$774.00



**\*WARDROBE - STORAGE - F/FL - 25"W  
(1" MATERIAL)\*\***

MODEL #	DIMEN.	2MMP LIST	3MM1 LIST
<b>SO5866</b>	20"D x 65"H	\$1,446.00	\$1,590.00
<b>SO5867</b>	24"D x 65"H	\$1,551.00	\$1,695.00
<b>SO5868</b>	20"D x 72"H	\$1,515.00	\$1,659.00
<b>SO5869</b>	24"D x 72"H	\$1,623.00	\$1,767.00



**\*2 DOOR STORAGE W/LOCKS - 72"H  
(1" MATERIAL) \*\***

• 3 Adjustable shelves & 1 fixed shelf w/locks

MODEL #	DIMEN.	2MMP LIST	3MM1 LIST
<b>SO5832</b>	36"W x 20"D	\$1,081.00	\$1,227.00
<b>SO583224</b>	36"W x 24"D	\$1,191.00	\$1,335.00



**\*2 DRAWER LATERAL, 2 DOOR STORAGE  
W/LOCKS - 72"H  
(1" MATERIAL) \*\***

• 2 Adjustable shelves & 1 fixed shelf

MODEL #	DIMEN.	2MMP LIST	3MM1 LIST
<b>SO5830</b>	36"W x 20"D	\$1,566.00	\$1,713.00
<b>SO583024</b>	36"W x 24"D	\$1,680.00	\$1,821.00

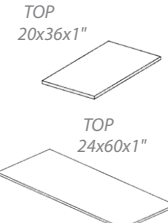


**← 2MMP - Available in 7 COLORS (See Page 12)**

**3MM1 - Available in 30 COLORS (See Page 15) →**


**CALL YOUR LOCAL SALES REPRESENTATIVE FOR DETAILS!**

# 4 Person WORKSTATION with 5 Position Modesty On Metal Legs



## 5 POSITION MODESTY on METAL LEGS

Metal Legs Offered In Gray, Black, or HG White with **30 Modesty Colors**



**SO = SPECIAL ORDER**

★ Gold Stars Indicate Product New for 2019.

★ **NEW!**



## 1 PERSON WORKSTATION

→ **SKU: SOCANDEX6** ★  
**Total List: \$2,520.00**

**Includes:**  
TOP24X60X1, TOP20X36X1,  
(2) PL9, NY3M517  
**Excludes Seating**

↑ **SKU: SONY3M517** ★  
**Total List: \$1,485.00**  
**Includes:**  
TOP24X60X1, TOP20X36X1

Overall dimensions is 90"

# Conference TABLES Any size, any shape, any profile, any thickness & any base

**16' TABLE TOP!**




See Page 13 for Price!

## 4 TABLE BASES



**SO = SPECIAL ORDER**

## 5 PROFILES, 3 THICKNESSES



↑ **SKU: SOCANDEX7** ★  
**Total List: \$4,814.00**  
**Includes:**  
4' x 16' x 2" Top, (2) PB1, (3) CL4,  
**Excludes Seating**

★ **NEW!**

# Modern EXECUTIVE OFFICE

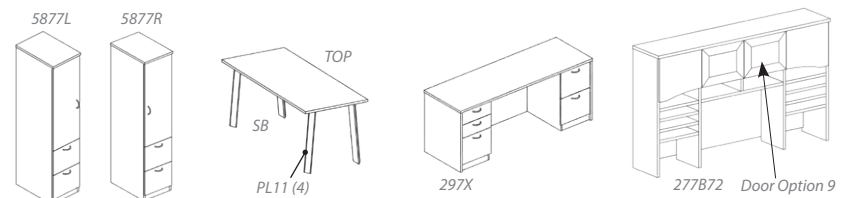


★ **NEW!** **REAL WOODEN LEGS!**

MODEL #	DESCRIPTION	DIMENSIONS	LIST PRICE
<b>SO5877L</b> ★	Storage/File/File (Left)	24"W x 16 3/8"D x 72"H	\$1,491.00
<b>SO5877R</b> ★	Storage/File/File (Right)	24"W x 16 3/8"D x 72"H	\$1,491.00
<b>SO297X</b> ★	Double Pedestal Desk	24"W x 72"D x 72"H	\$1,500.00
<b>SO277B72</b> ★	Storage Hutch	15"W x 72"D x 43"H	\$1,761.00
<b>SO TOP3672</b> ★	Desk Top	36"W x 72"D x 1"H	\$378.00
<b>SO PL11</b> ★	(4) Leg Supports		\$390.00 ea.
<b>SOSB</b> ★	48" Support Bar		\$99.00

**SO CANDEX8** ★ Complete Office

**Total List: \$8,280.00**



**AVAILABLE IN 30 COLORS INCLUDING 2-TONE & EDGE TREATMENT** →  
(See Page 15 For Colors)

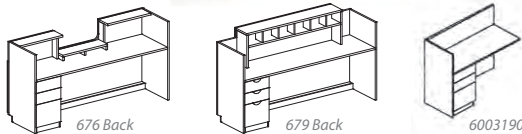
# Reception *DESK*

Custom Sizes - 30 Colors!



Custom Upholstery  
Available Providing Comfortable  
**WHEELCHAIR** Access!

**SO = SPECIAL ORDER**

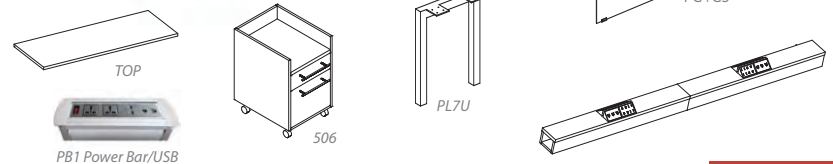


MODEL #	DESCRIPTION	DIMENSION	LIST PRICE
<b>SO3MM1676</b>	Reception Desk - B/B/FL (L or R)	84"W x 30"D x 42"H	\$2,400.00
<b>SO3MM1679</b>	Reception Desk - B/B/FL (L or R) with Insert Cubbies	72"W x 30"D x 42"H	\$2,997.00
<b>SO6003190</b>	Single Pedestal Reception Return - B/B/F	48"W x 24"D x 42"H	\$1,074.00

# 8 Person *WORKSTATION*

(4) 24 x 96 Tops & (2) Center Wire Channels 6 x 96 x 6

MODEL #	DESCRIPTION	LIST PRICE
<b>SO3MM1TOP9624</b>	Top -- 96"W x 24"D x 1"H	\$336.00
<b>SO3MM1506</b>	Open Tray Mobile Ped -- 15½"W x 20"D x 27"H	\$513.00
<b>SOOPTIONPL7U</b>	"U" - Leg -- 2½"	\$450.00
<b>SOOPTIONCH</b>	Channel & Lid to Conceal Wires	\$570.00
<b>SOOPTIONPG</b>	Bow Top Plexi Glass 48"W x 12/16"H	\$288.00
<b>SOOPTIONCNCPG</b>	For Bow Top Plexi Glass	\$120.00
<b>SOOPTIONGS</b>	Glass Supports (24 x 2)	\$24.00
<b>SOOPTIONPB1</b>	Power Bar 2 Outlets / 2-USB / 1-Phone Jack	\$360.00
<b>SOOPTIONCNCPB1</b>	For Power Bar	\$120.00



→ **SKU: SOCANDEX**  
**Total List: \$14,592.00**  
Includes: 3MM1TOP9624 (4), 3MM1506 (8), OPTIONPL7U (10), OPTIONCNCPB1 (2), OPTIONGS (8), OPTIONPB1 (4), OPTIONPG (4), OPTIONCNCPG (4), OPTIONCH (2)

**SO = SPECIAL ORDER**

## CANDEX 3MM1 FINISHES - AVAILABLE BY SPECIAL ORDER

All are available in all of our 30 COLORS including 2-TONE and EDGE TREATMENT at no extra charge!




## 500 SERIES METAL DESKS

### STANDARD FEATURES

- Durable woodgrain laminate top
- Powder coat finish on metal base
- Aluminum drawer handles
- Chrome plated 1" square tubular steel legs with adjustable leg levelers
- Full extension locking file drawers accommodate hanging file folders
- Box drawers are equipped with dividers
- Center locking system for all drawers
- Center drawer with supply tray
- Minimal assembly, just attach legs



### 500 SERIES FINISHES AVAILABLE:



### DOUBLE PEDESTAL DESK

SKU: S6030

- Box/file drawer in each pedestal
  - Full extension locking file drawers
  - File drawers accommodate file folders, equipped with dividers
  - Center drawer w/supply tray
- 60"W x 30"D x 29½"H  
List: \$1,759.00

### SINGLE RIGHT PEDESTAL DESK

SKU: S4524

- Box/file drawer in pedestal
  - Full extension locking file drawer
  - File drawers accommodate file folders, equipped with dividers
  - Center drawer w/supply tray
- 45"W x 24"D x 29½"H  
List: \$1,169.00

**MANUFACTURER 5 YEAR WARRANTY!**




## 600 SERIES METAL TEACHER'S DESKS


### STANDARD FEATURES

- Laminated wood top surface with rounded corners and vinyl covered edges for comfort and safety
- Desk top features a 6" rear overhang for easy student conferencing
- Two grommets for easy cable and wire management
- Central locking system locks all drawers
- Full width center drawer
- Ball bearing slides

### 600 SERIES FINISHES AVAILABLE:



Central locking system locks all drawers



### TEACHER'S DESK, DOUBLE PEDESTAL

SKU: QSDQ6030

- Box/file drawer in each pedestal
  - Full extension locking file drawers
  - File drawers accommodate file folders, equipped with dividers
  - Center drawer w/supply tray
- 60"W x 30"D x 29½"H  
List: \$1,899.00

### TEACHER'S DESK, SINGLE PEDESTAL

SKU: QSSQ4830

- Box/file drawer in pedestal
  - Full extension locking file drawers
  - File drawer accommodate file folders, equipped with dividers
  - Center drawer w/supply tray
- 48"W x 30"D x 29½"H  
List: \$1,419.00

**Ready to Assemble**  
500 Series Only  
Legs Need to be Attached.

**QS = QUICKSHIP**

## 700 Series METAL DESKS

### STANDARD FEATURES

- Laminated wood top surface with rounded corners and vinyl covered edges for comfort and safety
- Desk top features a 6" rear overhang for easy student conferencing
- Two grommets for easy cable and wire management
- Center locking system for all drawers


#### DOUBLE 3/4 PEDESTAL DESK SKU: QSDP706030

- Box/file drawer in each pedestal
  - Full extension locking file drawer
  - File drawers accommodate file folders, equipped w/dividers
  - Center drawer w/supply tray
- 60"W x 30"D x 30"H  
List: \$2,079.00

#### SINGLE 3/4 PEDESTAL DESK SKU: QSSP704830

- Same as DP706030
  - Pedestal on right
  - Box/file drawer in pedestal
- 48"W x 30"D x 30"H  
List: \$1,629.00

#### 700 SERIES - FINISHES AVAILABLE:



QS = QUICKSHIP

★ NEW!

CANDEX  
CUSTOM CORP.  
05010

## Teacher's METAL LEG DESKS

### STANDARD FEATURES

- All laminated wood desk tops with black metal legs. Tops feature rounded corner edges for comfort and safety
- Desk top features a 6" rear overhang for easy student conferencing

#### TEACHER'S DOUBLE 3/4 PEDESTAL DESK SKU: QS210TE ★

- Box/box/box drawer in left pedestal & box/file drawer in right pedestal w/locks
- 72"W x 30"D x 29"H  
List: \$1,128.00

#### TEACHER'S DOUBLE 3/4 PEDESTAL DESK SKU: QS200TE ★

- Box/box/box drawer in left pedestal & box/file drawer in right pedestal w/locks
- 60"W x 30"D x 29"H  
List: \$1,062.00

#### TEACHER'S SINGLE 3/4 PEDESTAL DESK SKU: QS245TERC ★

- Box/file drawer in right pedestal w/locks
- 48"W x 30"D x 29"H  
List: \$828.00

#### TEACHER'S SINGLE 3/4 PEDESTAL DESK SKU: QS240TERC ★

- Box/file drawer in right pedestal w/locks
- 43"W x 24"D x 29"H  
List: \$696.00

#### TEACHER'S DESKS FINISHES AVAILABLE:



QS = QUICKSHIP

★ Gold Stars Indicate Product New for 2019.



30 DESK TOP FINISHES AVAILABLE BY SPECIAL ORDER!  
(SEE PAGE 15 FOR SELECTION)

**BEST PRODUCT OF THE YEAR**  
DESIGN AWARD



**Vortex COLLECTION RECEPTION**  
- TRANSLUCENT POLYCARBONATE


**NEW!**  
FINISH  
ASH GRAY

**EXPANDING SMART**



**TRANSLUCENT POLYCARBONATE PANEL**  
Allows light into desk area.

**EASY ASSEMBLY NO-TOOLS**



**TOTAL RE-ASSEMBLY**


**STANDARD FEATURES**

- Interchangeable with curved reception translucent polycarbonate panel
- Thermofused laminate finished with self edge
- Wire management cutouts in interior desk
- Powder coated painted steel frame
- Silver frame standard
- No tools required for assembly


**RECEPTION STATION - SINGLE PANEL MAIN**  
**SKU: 55310**  
72"W x 32"D x 45½"H  
Top Counter: 13"Dia  
Interior Desk: 19¾"Dia  
List \$1,948.00

**ADDITIONAL RECEPTION - SINGLE PANEL ADD-ON**  
**SKU: 55315**  
67"W x 32"D x 45½"H  
Top Counter: 13"Dia  
Interior Desk: 19½"Dia  
List \$1,799.00

**MOBILE PEDESTAL - BOX/FILE**  
**SKU: 55106**  
19¾"W x 19¾"D x 23"H  
List \$499.00



**ADA RECEPTION STATION FRAME**  
**SKU: 55490** ★  
63"W x 26"D x 33"H  
List \$1,499.00



★ Gold Stars Indicate Product New for 2019.





## Vortex COLLECTION RECEPTION - ALL LAMINATE



**ALL LAMINATE**  
*Allows complete privacy  
on desk surfaces.*

### STANDARD FEATURES

- Interchangeable with curved reception translucent polycarbonate panel
- Thermofused laminate finished with self edge
- Wire management cutouts in interior desk
- Powder coated painted steel frame
- Silver frame standard
- No tools required for assembly

**RECEPTION STATION  
- SINGLE PANEL MAIN**  
**SKU: 55290**  
72"W x 32"D x 45½"H  
Top Counter: 13"Dia  
Interior Desk: 19¾"Dia  
List \$1,768.00

**ADDITIONAL RECEPTION  
- SINGLE PANEL ADD-ON**  
**SKU: 55295**  
67"W x 32"D x 45½"H  
Top Counter: 13"Dia  
Interior Desk: 19½"Dia  
List \$1,608.00



**MOBILE PEDESTAL  
- BOX/FILE**  
**SKU: 55106**  
19¾"W x 19¾"D x 23"H  
List \$499.00

**VORTEX - FINISHES/FRAMES IN STOCK:**



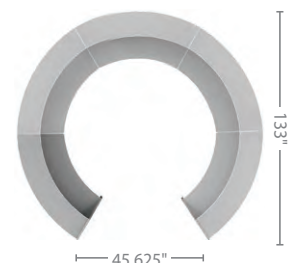

**2 UNIT RECEPTION**  
(1) 55290 "MAIN" x (1) 55295 "ADD-ON"  
or (1) 55310 "MAIN" x (1) 55315 "ADD-ON"  
125.25"

**3 UNIT RECEPTION**  
(1) 55290 "MAIN" x (2) 55295 "ADD-ON"  
or (1) 55310 "MAIN" x (2) 55315 "ADD-ON"  
143.325"



**4 UNIT RECEPTION**  
(1) 55290 "MAIN" x (3) 55295 "ADD-ON"  
or (1) 55310 "MAIN" x (3) 55315 "ADD-ON"  
142"

**5 UNIT RECEPTION**  
(1) 55290 "MAIN" x (4) 55295 "ADD-ON"  
or (1) 55310 "MAIN" x (4) 55315 "ADD-ON"  
142"



**CREATE OFFICE SPACES TO MATCH YOUR CULTURE!**



**SEVERAL HUTCH OPTIONS & HUTCH ACCESSORIES**

*Pictured: Open Hutch w/Optional Silver Framed Glass Doors & Magnetic Glass White Board*



**SEVERAL STORAGE OPTIONS**

*Pictured: NEW! 1" Bookcase & Box/Box/File Pedestal*



**SEVERAL WORKSURFACE SHAPES & SIZES**

*Pictured: NEW! Q Shaped Table Top*



**COMBINE FINISHES**

*Pictured: Modern Walnut w/White*



**COMBINE w/Other Collections**

*Pictured: OS StandUp Standing Desks*



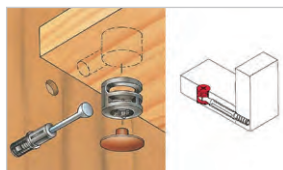
**COMPATIBLE ACCESSORIES**

*Monitor Stand*  
*Desktop Power Module*  
*Cord Management*

**STANDARD FEATURES**



**3 Mil PVC Tough Edge**  
*on all exposed edges*




**Metal-to-Metal Cam-Lock Connections**  
*for increased durability*



**Core Removable Locks, Grommets & Leveling Glides included**



**Top Quality Steel Ball Bearing Drawer Glides**  
*for ease in operation*



**Space Planning - Collection can be specified by your furniture professional.**

**CHOICE OF EIGHT FINISHES W/STANDARD PULLS IN STOCK**



Cherry w/Black Pulls



Mahogany w/Black Pulls



Honey w/Black Pulls



Maple w/Black Pulls



Espresso w/Silver Pulls



Modern Walnut w/Silver Pulls



Coastal Gray w/Silver Pulls



White w/Silver Pulls



Please Note: Pedestals & Seating sold separately.

→ DESK OPTIONS



DESK SHELL - 29"H		LIST PRICE
PL104	47"W x 24"D x 29"H	\$329.00
PL121	47"W x 30"D x 29"H	\$349.00
PL103	60"W x 30"D x 29"H	\$359.00
PL102	66"W x 30"D x 29"H	\$389.00
PL105	71"W x 30"D x 29"H	\$479.00
PL101	71"W x 36"D x 29"H	\$489.00



DESK SHELL - 41"H		LIST PRICE
PLT4160	60"W x 30"D x 41"H	\$783.00
PLT4166	66"W x 30"D x 41"H	\$813.00
PLT4172	72"W x 30"D x 41"H	\$823.00



BOW FRONT DESK SHELL		LIST PRICE
PL187	66"W x 30/35 1/2"D x 29"H	\$619.00
PL189	71"W x 36/41"D x 29"H	\$619.00



STRAIGHT FRONT DESK W/CORNER EXTENSION		LIST PRICE
PL178R (Right)	71"W x 30/42"D x 29"H	\$769.00
PL178L (Left)	71"W x 30/42"D x 29"H	\$769.00



BOW FRONT DESK SHELL W/CORNER EXTENSION		LIST PRICE
PL177R (Right)	71"W x 30/36/42/48"D	\$769.00
PL177L (Left)	71"W x 30/36/42/48"D	\$769.00

→ CREDENZAS, RETURNS & BRIDGES



CREDENZA SHELL		LIST PRICE
PL129	60"W x 24"D x 29"H	\$359.00
PL111	66"W x 24"D x 29"H	\$369.00
PL143	71"W x 24"D x 29"H	\$389.00



CREDENZA W/CORNER EXTENSION		LIST PRICE
PL181L (Left)	66"W x 24/36"D x 29"H	\$555.00
PL181R (Right)	66"W x 24/36"D x 29"H	\$555.00
PL182L (Left)	71"W x 24/36"D x 29"H	\$565.00
PL182R (Right)	71"W x 24/36"D x 29"H	\$565.00




HALF GABLE - (OPTION FOR CREDENZA SHELL)		LIST PRICE
PL142*	12 3/8"W x 1"D x 28"H	\$69.00

\*PL142 replaces the full gable so the credenza shell can be used in return application.

Top thickness: (PL) 1" Thick. Measurements are approximate as they are rounded up to the next full inch.

★ Gold Stars Indicate Product New for 2019.

OS LAMINATE - FINISHES IN STOCK:



Q TOP - (TOP ONLY)		LIST PRICE
PLT106T★	72"W x 30/36"D x 1"H	\$379.00



BULLET TOPS - (TOP ONLY)		LIST PRICE
PLT131T★	66"W x 30"D x 1"H	\$309.00
PLT147T★	72"W x 36"D x 1"H	\$379.00

\*Tops Only. Must order Leg & End Panel.



POST LEGS - (FOR Q & BULLET TOPS)		LIST PRICE
MS720BLK	Post Leg (Black)	\$145.00
MS720SI	Post Leg (Silver)	\$165.00

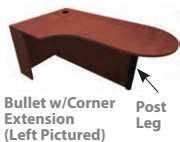


END PANEL LEG - (FOR Q & BULLET TOPS)		LIST PRICE
PLTEP30★	30"W (For PL106 & PL131T)	\$170.00
PLTEP36★	36"W (For PL147T)	\$200.00




HALF GABLE - (SUPPORTS END PANEL LEG)		LIST PRICE
PL142	12 3/8"W x 1"D x 28"H	\$69.00

MODESTY PANELS - (FOR Q & BULLET TOPS)		LIST PRICE
PL4706FMP★	(For PLT147T & PLT106T)	\$180.00
PL31FMP★	(For PLT131T)	\$160.00



BULLET W/CORNER EXTENSION		LIST PRICE
PL133LA*	71"W x 30/42"D x 29"H	\$719.00
PL133RA*	71"W x 30/42"D x 29"H	\$719.00

\*Top & Modesty Only. Must order MS725E leg.



POST LEGS - (FOR *Q & BULLET TOPS + BULLET W/CORNER)		LIST PRICE
MS725EBLK	Post Leg (Black)	\$145.00
MS725ESI	Post Leg (Silver)	\$165.00

\*When Using Full Modesty Panel (PL4706FMP & PL31FMP)



VERTEX LEGS - (FOR Q & BULLET TOPS)		LIST PRICE
PLTWMLSI	Vertex Leg (Silver)	\$205.00
PLTWMLWH	Vertex Leg (White)	\$205.00
PLTWMLBLK	Vertex Leg (NEW! Black)	\$205.00




REVERSIBLE RETURN		LIST PRICE
PL194	24"W x 24"D x 29"H	\$225.00
PL179	30"W x 24"D x 29"H	\$235.00
PL198	35"W x 20"D x 29"H	\$245.00
PL192	35"W x 24"D x 29"H	\$245.00
PL146	42"W x 20"D x 29"H	\$319.00
PL196	42"W x 24"D x 29"H	\$319.00
PL145	47"W x 24"D x 29"H	\$329.00




BRIDGE		LIST PRICE
PL195	24"W x 24"D x 29"H	\$205.00
PL188	30"W x 24"D x 29"H	\$215.00
PL193	35"W x 24"D x 29"H	\$225.00
PL197	42"W x 24"D x 29"H	\$235.00
PL170	47"W x 24"D x 29"H	\$269.00

OPTIONAL GROMMETS



BLACK GROMMET  
SKU: PLSQGRMBLK  
List: \$36.00 ea.



SILVER GROMMET  
SKU: PLSQGRMSI  
List: \$36.00 ea.



# DESIGN YOUR OWN WITH OfficeSource®



Some items in this collection come ready-to-assemble.

## OS LAMINATE - STEP FRONT COMPONENTS

### → DESK TOP OPTIONS & FALSE PEDESTALS



Desk Top w/Modesty Panel

**DESK TOP W/MODESTY PANEL** LIST PRICE

**PL401\*** 71"W x 36"D \$409.00

**PL402\*** 66"W x 30"D \$359.00



Bow Top w/Modesty Panel

**BOW TOP W/MODESTY PANEL**

**PL489\*** 71"W x 36/41"D \$499.00



Porkchop Top w/Modesty Panel

**PORKCHOP TOP W/MODESTY PANEL**

**PL477L\*** 71"W x 30/36/42/48"D \$619.00

**PL477R\*** 71"W x 30/36/42/48"D \$619.00

**\*Please Note:** Step Front Desk Tops require False Pedestals for support.



False Pedestal

**FALSE PEDESTALS** LIST PRICE

**PL46830\*\*** 15¾"W x 29½"D x 28½"H \$299.00  
(For use with PL402, PL477)

**PL46836\*\*** 15¾"W x 35½"D x 28½"H \$309.00  
(For use with PL401, PL489)

**PL46842\*\*** 15¾"W x 41½"D x 28½"H \$349.00  
(For use with PL477)

**\*\*Please Note:** False Pedestals required under PL401, PL402, PL489, PL447L & PL477R.



False Pedestal

### → DRAWER PEDESTALS & OPTIONS



#PL166

**FULL PEDESTALS**

(Box/Box/File)

**PL166** 15½"W x 22"D x 28½"H \$459.00

(File/File)

**PL175** 15½"W x 22"D x 28½"H \$469.00



#PL175

**OPTIONAL LOCK CORE KIT**

**PLLOCKCOREKIT**

\$35.00 ea.



#PL71SGM

**GLASS MODESTY PANEL**

**PL71SGM** 40"W x 28"H \$499.00

(For use with PL401, PL477, PL489)



#PL71SGM

All work surfaces are 29½"H. Top thickness: (PL) 1" Thick. Measurements are approximate as they are rounded up to the next full inch.

**\*\*\* (SELECTED SKUS) NOT AVAILABLE IN WHITE:**

PL401, PL402, PL489, PL477L/R, PL46830, PL46836 & PL46842.

**OS LAMINATE - FINISHES IN STOCK:**



Cherry

Espresso

Mahogany

Honey

Maple

Modern Walnut

Coastal Gray

White\*\*\*  
(Selected SKUs)

DESIGN  
YOUR OWN WITH  
OfficeSource®



Acrylic Modesty Panel & Brackets  
Post Legs (2)  
Vector Table Top



Arc Table w/Modesty Panel  
Post Legs (2)



Crescent Table Top  
Acrylic Modesty Panel & Brackets  
Post Legs (4)



OS LAMINATE  
COLLECTION

Enjoy lasting durability with heavy duty laminate and DuraEdge detailing on all work surfaces. Create a stylish, modern office that works for everyone.




Vector Table Top  
Post Leg  
Acrylic Modesty Panel & Brackets  
Post Leg



Some items in this collection come ready-to-assemble.


OS LAMINATE - ENCORE COMPONENTS

→ DESK TOP OPTIONS



Crescent Top

**CRESCENT TABLE TOP**  
**PLTCRS71** 71"W x 36"D \$439.00  
*Please Note: Must order (4) legs.*



Vector Top

**VECTOR TABLE TOP**  
**PLTVEC66L** (Left) 66"W x 42"D \$505.00  
**PLTVEC66R** (Right) 66"W x 42"D \$505.00  
*Please Note: Must order (2) legs. Other side mounts to a work surface.*



Arc Table w/Modesty Panel (Left)

**ARC TABLE W/MODESTY PANEL**  
**PLTARC71L** (Left) 71"W x 48"D \$968.00  
**PLTARC71R** (Right) 71"W x 48"D \$968.00  
*Please Note: Must order (2) legs. Mounts to a return.*

→ ACRYLIC MODESTY PANELS & POST LEGS



**ACRYLIC MODESTY PANEL**  
**PLTAP1548S** 48"W x 15"H \$215.00  
*Please Note: For Crescent or Vector Tops Only. Must order brackets.*

**BRACKETS - (FOR ACRYLIC MODESTY PANEL)**  
**PLTSDTMSI** (Pair) \$57.00



**POST LEG**  
**PLTLEGPBLK** (Black) 2½"Dia \$100.00 ea.  
**PLTLEGPSI** (Silver) 2½"Dia \$100.00 ea.

Finishes In Stock: Cherry, Mahogany, Honey, Maple, Espresso, Modern Walnut, Coastal Gray & White\*

**STORAGE OPTIONS!**

**DESIGN YOUR OWN WITH OfficeSource®**



**Combine:**  
1 (PL112) Lateral File +  
1 (PL152) Storage Cabinet +  
1 (PL152SGD) Door Kit to create  
a modern storage unit

**Combine:**  
1 (PL156) Bookcase +  
1 (PLBCDK) Door Kit to  
creating a combo storage  
option



**Combine:**  
1 (PL112) Lateral File +  
1 (CUSH2136) Top Cushion to create  
a storage/extra seat option



**Storage On Wheels**  
We carry several Mobile Storage  
Pedestal options. Add a Top  
Cushion for extra seating



**Combine:**  
1 (PL166 or PL175) Full Pedestal +  
1 (PL1052 or PL1053) Cabinet  
to create vertical storage unit



**Combine:**  
1 (PL166 or PL175) Full  
Pedestal + 1 (PL1066) ★  
**New!** 2 Section Paper Tray

**TOP CUSHION UPHOLSTERIES OPTIONS:**  
(CUSH2136 + CUSH1623)



**Extra Storage for Office or Conference Room** ★  
**New!** Buffet Credenza with 2 locking  
doors and a small drawer

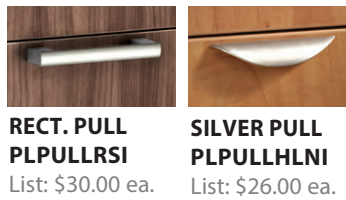


**Attachable Paper Tray** ★  
(PL1066) **New!** 2 Section Paper  
Tray can be attached to most  
work surfaces

**CHOICE OF EIGHT FINISHES W/STANDARD PULLS IN STOCK:**




**OPTIONAL DRAWER PULLS:**



**RECT. PULL**  
PLPULLRSI  
List: \$30.00 ea.

**SILVER PULL**  
PLPULLHLNI  
List: \$26.00 ea.



**NEW! MODERN METRO PULL**  
PLPULLCYL ★  
Silver, Graphite or Black  
List: \$26.00 ea.

**NEW! MODERN PULL**  
PLPULLBAR ★  
Silver, Graphite or Black  
List: \$35.00 ea.

★ Gold Stars Indicate  
Product New for 2019.

➔ **LATERALS**



**COMBO LATERAL FILE LIST PRICE**  
**PL114** (Box/Box/File w/1 Lateral)  
31"W x 22"D x 29½"H \$925.00

**TWO DRAWER LATERAL FILE**  
**PL112** (w/Removable Top)  
35½"W x 22"D x 29½"H \$819.00  
**PL110** (Top to create credenza)  
71"W x 22"D x 1"H \$225.00  
Sits on Top of (2) PL112, PL113,  
PL1012, PL1013 or PL152.

**TOP CUSHION**  
**CUSH2136** \$269.00  
(For PL112, PL113, PL1012 & PL1013)



**THREE DRAWER LATERAL FILE**  
**PL183**  
35½"W x 22"D x 42"H \$1,949.00

**FOUR DRAWER LATERAL FILE**  
**PL184**  
35½"W x 22"D x 54½"H \$2,369.00

**TOP CUSHION UPHOLSTERIES**  
**OPTIONS:** (CUSH2136 + CUSH1623)



➔ **PEDESTALS**



**MOBILE PEDESTALS LIST PRICE**  
**PL148** (Box/Box/File)  
16"W x 22"D x 28½"H \$619.00  
**PL149** (File/File)  
16"W x 22"D x 28½"H \$649.00  
**PL1007** (Box/File)  
16"W x 22½"D x 22½"H \$509.00

**TOP CUSHION**  
**CUSH1623** (For PL1007) \$143.00

**CPU PEDESTAL - NO TOP**  
**PL167\*** (Reversible Door)  
12"W x 20"D x 28"H \$299.00



**HANGING PEDESTAL - 3/4**  
**PL107** (Box/File)  
15½"W x 22"D x 19"H \$329.00  
**PL108** (Box/File)  
15½"W x 19"D x 19"H \$329.00  
(Use with PL146 & PL198)

**DELUXE PEDESTAL - FULL**  
**PL166** (Box/Box/File)  
15½"W x 22"D x 28½"H \$459.00  
**PL175** (File/File)  
15½"W x 22"D x 28½"H \$469.00  
**PL66T\*** (Top Panel For PL166/175)  
16"W x 22"D x 1"H \$71.00

➔ **OPTIONAL CORES & KEYS**

Replace lock core on file drawers or storage cabinets, allowing all files to be keyed alike.



**LOCK CORE KIT**  
**SKU: PLLOCKCOREKIT**  
(Comes w/2 Keys) \$35.00

**BLANK KEY**  
**SKU: PLKEYBLANK**  
(Set of 2) \$20.00

**MASTER KEY**  
**SKU: PLMKEY** \$22.00

**CONSIDER COMBINING FINISHES FOR A UNIQUE LOOK!**



PL152 (Modern Walnut)  
w/PL112 (White)

PL102 (Modern Walnut)  
w/PL107 (2) (White)



**OPTIONAL CABINETS & TRAY**  
(For PL166 & PL175)  
**PL1052** Door Cabinet  
16"W x 22½"D x 20⅝"H \$389.00  
**PL1053** Open Cabinet  
16"W x 22½"D x 20⅝"H \$309.00  
★ **PL1066** 2 Slot Paper Tray  
16"W x 22½"D x 11½"H \$215.00

➔ **STORAGE CABINETS & BOOKCASES**



**STORAGE CABINET LIST PRICE**  
**PL113** 35½"W x 22"D x 29½"H \$479.00  
**PL152** 35½"W x 22"D x 37¼"H \$689.00  
**PL151** 35½"W x 22"D x 65½"H \$1,138.00

**TEMPERED GLASS SILVER FRAME CABINET DOORS**  
**PL152SGD** - Set of 2 (For PL152) \$509.00  
**PL113SGD** - Set of 2 (For PL113) \$299.00

**BUFFET CREDENZA W/TOP DRAWER & DOORS** ★  
**PL172** 35½"W x 22"D x 36"H \$1,099.00



**WARDROBE UNIT LIST PRICE**  
**PL207** - 2 Drwr + Cabinet & Coat Rod  
23¾"W x 23¾"D x 65½"H \$1,649.00

**PERSONAL UNIT**  
**PL150** - 4 Adj. Shelves & Coat Rod  
18"W x 24"D x 65½"H \$875.00

**TEMPERED GLASS SILVER FRAME CABINET DOOR**  
**PL150151SGD** - 1 Per Box \$309.00  
(For PL150 & PL151)  
**Please Note:** PL150151SGD - 1 Per Box,  
Order 2 for complete coverage on PL151.

**New Bookcase! All 1" Thick Material for Added Stability!**



**BOOKCASES - 32"W LIST PRICE**  
**PL154** 30"H x 14"D \$235.00  
**PL155** 48"H x 14"D \$309.00  
**PL156** 71"H x 14"D \$439.00

**BOOKCASE - DOOR KIT & EXTRA SHELF**  
**PLBCDK** 26"H x 16"W x ¾"D \$165.00  
**PLBCXS\*** Extra Shelf \$57.00  
(For Use on PL154, PL155, PL156 Only)

**BOOKCASES - 35½"W (1" THICK MATERIAL)** ★  
**PL168** 66½"H x 14"D \$999.00

**CORNER BOOKCASES LIST PRICE**  
**PL160\*** 30"H x 24"W \$469.00  
**PL161\*** 36"H x 15"W \$339.00  
**PL162\*** 66"H x 15"W \$509.00

Measurements are approximate as they are rounded up to the next full inch.

★ Gold Stars Indicate Product New for 2019.

**Finishes In Stock:**  
Cherry, Mahogany, Honey, Maple, Espresso, Modern Walnut, Coastal Gray & White\*

\*(Selected Skus) **Not available in White:**  
PL167, PL66T, PLBCXS, PL160, PL161, PL162

**Ready to Assemble** Some items in this collection come ready-to-assemble.

# HUTCH OPTIONS!



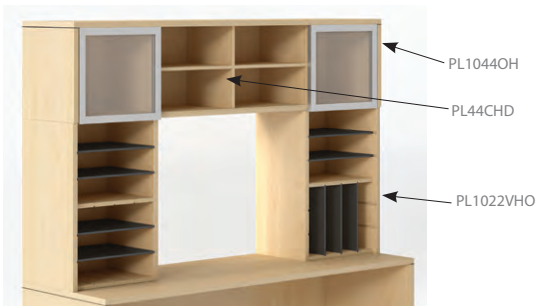
**Options:**  
**Freestanding Hutches** –  
Widths from 35½" to 71" Wide. Heights from 36" to 48" High.  
Add Optional Doors, Tack Boards, Vertical Organizers or Dividers.



**Options:**  
**Wall Mounted Hutches** – Can be grouped together or hung separately. Can be hung staggered or straight. Comes in three widths from 31" to 71"W.

**OPTIONAL LOCK**

**NEW! HUTCH DOOR LOCK  
PLDDLOCK** ★  
List: \$39.00 ea.  
**Finishes In Stock:**  
SI Silver & BLK Black



**Options:**  
**Support Vertical Hutch Organizer** –  
Not only does this unit provide support, the shelves can be used to organize materials in both lateral and vertical formats.



**Ready to Assemble** Some items in this collection come ready-to-assemble.

**OS LAMINATE - FINISHES IN STOCK:**

★ Gold Stars Indicate Product New for 2019.



➔ **OPEN HUTCHES WITHOUT DOORS**



\*PL1440OH with  
Optional Tack Board

PL153

OPEN HUTCH	LIST PRICE
15" DEPTH x 36"H	
PL141OH - 60"W	\$525.00
PL140OH - 66"W	\$545.00
PL144OH - 71"W	\$559.00

OPEN HUTCH	LIST PRICE
14" DEPTH x 36"H	
PL153 - 35½"W	\$399.00



OPEN HUTCH - WALL MOUNT	LIST PRICE
15" DEPTH x 17"H	
PL209OH* - 31"W	\$339.00
PL208OH* - 36½"W	\$369.00
PL2044OH* - 71"W	\$619.00

OPEN HUTCH	LIST PRICE
PL1044OH* (Requires Supports)	
71"W x 15"D x 16½"H	\$629.00

\*Doors Not Included



71"W Wall Mount Hutch  
Pictured w/Optional  
Laminate Doors;  
2 Door Sets Pictured

➔ **OPEN HUTCHES OPTIONAL DOORS**



OPTIONAL LAMINATE FRAMED GLASS DOORS	LIST PRICE
Set of 2	
*PL44GLDRL - (See below)	\$155.00

OPTIONAL LAMINATE DOORS	LIST PRICE
Set of 2	
PL40LD - (For PL140)	\$52.00
PL41LD - (For PL141, PL209)	\$50.00
*PL44LD - (See below)	\$52.00



OPTIONAL SILVER FRAMED GLASS DOORS	LIST PRICE
Set of 2	
PL40SGD - (For PL140)	\$255.00
PL41SGD - (For PL141, PL209)	\$255.00
PL44SGD - (For PL144OH, PL208OH, PL2044OH)	\$255.00

OPTIONAL SLIDING GLASS DOORS	LIST PRICE
PL44SLIDESGD* - (2 Door Span)	\$175.00
PL44RAILSI - (Rails For PL144OH & PL2044OH)	\$102.00
PL08RAILSI - (Rails For PL208OH)	\$69.00

\*Sliding doors only for PL144OH, PL208OH & PL2044OH  
\*Doors only, must order rails.

Please Note: All SKUs beginning with PL44 are (For PL144OH, PL208OH and PL2044OH)

➔ **HUTCHES WITH DOORS**



\*Hutch Pictured  
w/Optional Tack Board

48"W - HUTCH W/2 LAMINATE DOORS	LIST PRICE
15"D x 36"H	
PL125 - 47¼"W	\$599.00

42"W - CORNER HUTCH W/2 LAMINATE DOORS	LIST PRICE
15"D x 36"H	
PL126 - 42"W	\$889.00



\*Hutch Pictured w/Optional  
Magnetic Glass White Board

HIGH HUTCH W/LAMINATE DOORS	LIST PRICE
15"D x 48"H	
PL130 - 71"W	\$999.00

OPTIONAL SILVER FRAMED GLASS DOORS	LIST PRICE
Set of 2	
PL130SGD - (For PL130)	\$469.00

**Finishes In Stock:**

Cherry, Mahogany, Honey, Maple, Espresso, Modern Walnut, Coastal Gray & White\*

Please Note: PL44GLDRL, PL130, PL125, PL126, not available in white.



➔ **HUTCHES ACCESSORIES**



Gray Fabric

Visconti Fabric


Magnetic Glass White Board

FABRIC TACK BOARDS	DIMENSIONS	(GRAY FABRIC) LIST PRICE	(VISCONTI FABRIC) LIST PRICE
PL115 (Fits PL141)	58"W x ½"D x 16½"H	\$165.00	\$205.00
PL116 (Fits PL125)	45¼"W x ½"D x 16½"H	\$165.00	\$195.00
PL117 (Fits PL140)	64"W x ½"D x 16½"H	\$175.00	\$215.00
PL118 (Fits PL130 & PL144)	68⅞"W x ½"D x 16½"H	\$195.00	\$235.00
PL124 (Fits PL126)	39¾"W x ½"D x 16½"H	\$245.00	\$289.00

MAGNETIC GLASS WHITE BOARD	DIMENSIONS	LIST PRICE
GBM1769WH (Fits PL130 & PL144)	69"W x ½"D x 17"H	\$309.00



VERTICAL HUTCH ORGANIZER
PL122 - (Black Only)
12¼"W x 12¼"D
List: \$195.00



CENTER HUTCH DIVIDER
PL44CHD - (8 Finishes)
Goes in center area of PL144OH or PL1044OH as option
List: \$102.00



SUPPORT - VERTICAL HUTCH ORGANIZER
PL1022VHO
18¼"W x 13¾"-14¾"D x 27½"H
• 1 Fixed shelf (finish matched) + 5 adjustable shelves (black)
• Adjustable shelves can be inserted horizontally or vertically
List: \$329.00 (For PL1044OH only)

→ RECEPTION STATION

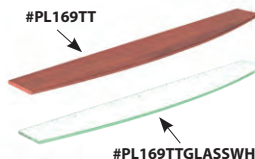


**RECEPTION DESK SHELL**

SKU: **PL169NTT**  
71"W x 30"D x 40½"H  
List Price: \$599.00

**OPTIONAL RETURN**

- Reversible  
SKU: **PL180**  
42"W x 24"D x 40½"H  
List Price: \$369.00



**OPTIONAL TRANSACTION TOPS**

SKU: **PL169TT**  
Laminate Top \$129.00

SKU: **PL169TTGLASSWH**  
Glass Top \$509.00  
(Metal Risers Included)

**OPTIONAL RISERS**

SKU: **PL169RISERBRU**  
Metal Counter Risers \$81.00  
(Elevates Laminate Transaction Tops)

*Please Note: Reception Desk Shell does not require Transaction Top. Additionally, when purchasing an optional Transaction Top, Metal Counter Risers are not required.*



→ CORNER DESK & HUTCH

CORNER DESK SHELL	LIST PRICE
PL163 36"W x 24"D x 29"H	\$575.00
PL134 42"W x 24"D x 29"H	\$509.00

CORNER HUTCH - 36"H	LIST PRICE
PL126 42"W x 15"D x 36"H	\$889.00



**Ready to Assemble** Some items in this collection come ready-to-assemble.

# MODULAR ELECTRIC SYSTEMS

## HOW TO ORDER:


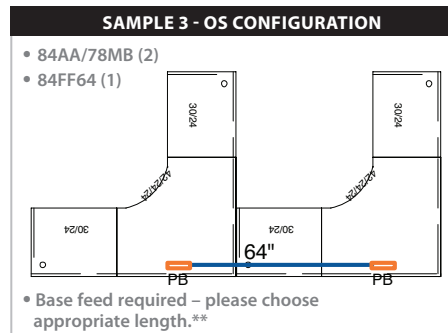
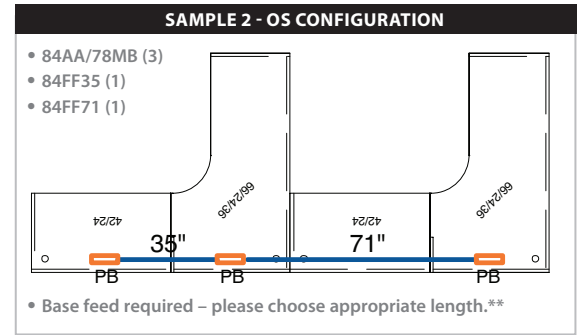
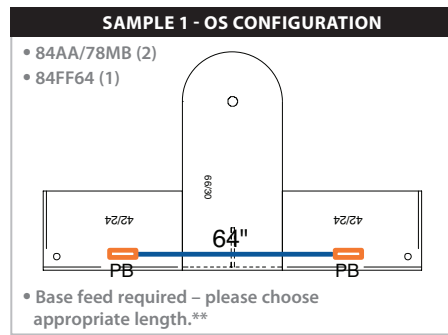
1. Determine the configurations that need powered and electrical load requirements.
2. Choose **Base Feed**.\*\*
3. Establish placement of **Power Blocks**.
4. Identify **Receptacles** per power block.
5. To figure harness length take the center of the item where the power blocks are to be placed plus the length of any items the harness needs to pass under, subtract 7" and use the next larger size harness, unless measurement is exactly the size of a harness.

### For Example:

Sample #1 the power blocks are centered in the 42" returns, so half the return size is 21" for each return (21" + 21") plus 30" depth of the peninsula, minus 7".

$(21" + 21" + 30" - 7" = 65" \text{ harness length})$

6. Determine needed accessories.



**BASE FEED**

84SB272 - 6' Length  
84SB2144 - 12' Length

**Note:** 8 Wire, 4 Circuit System.  
**Must be hardwired by a Licensed Electrician.**

**HARNESS**

Available Lengths - 17" to 95"

**POWER BLOCK** 84AA/78MB\*  
84S1BL150, 84S2BL150, 84S4BL150

Power block does not include the receptacles pictured.

**BLOCK IS TWO SIDED. MOUNTING BRACKET INCLUDED.**

**CHANNEL & DATA JACK**

**METAL J CHANNEL**  
SKU: PLTPC18 (Black)

- Under Table Mountable
- Accommodates Modular Electric System Items

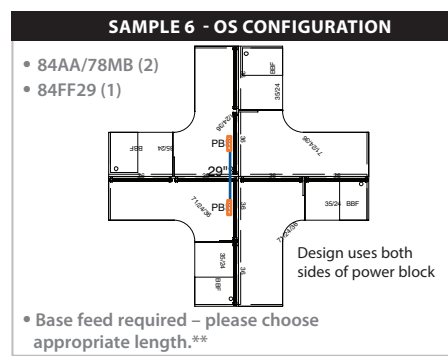
**DATA JACK**  
(Use with PLTPC18)  
SKU: ABLAB (Black)

MODEL #	DESCRIPTION	LIST PRICE
84SB272	72" Multi Circuit Hardwire Whip	\$210.00
QS8420AP1	72" Single Circuit Whip w/20 AMP Plug	\$315.00
QS84SB2144	12' Base Feed (Extra Long)	\$336.00
ABLAB	Data Jack - RJ11 Cat 3 Phone & RJ45 Cat 6 Data (Use with PLTPC18)	\$137.00
84AA/78MB	Power Block*	\$74.00
84S1BL150	Receptacle 1	\$23.00
84S2BL150	Receptacle 2	\$23.00
84S4BL150	Receptacle 4	\$23.00
84SIGOR150	Isolated Receptacle 3***	\$27.00
QS8SR	Receptacle Removal Tool	\$11.00
PLTPC18	Metal Channel (Under Table Mountable)	\$60.00

\*Mounting bracket included.  
\*\*Base feed required.  
\*\*\* Isolated receptacles are to protect electronic equipment from electromagnetic noise.

**Please Note:** In some configurations the power block will not be centered.

**Can Be Retrofitted Into New & Existing Furniture!**



MODEL #	DESCRIPTION	LIST PRICE
QS84FF17	Harness - 17"	\$137.00
QS84FF23	Harness - 23"	\$147.00
QS84FF29	Harness - 29"	\$158.00
QS84FF35	Harness - 35"	\$168.00
84FF41	Harness - 41"	\$184.00
QS84FF47	Harness - 47"	\$189.00
84FF53	Harness - 53"	\$200.00
84FF59	Harness - 59"	\$210.00
QS84FF64	Harness - 64"	\$221.00
QS84FF71	Harness - 71"	\$231.00
QS84FF77	Harness - 77"	\$242.00
QS84FF83	Harness - 83"	\$252.00
QS84FF89	Harness - 89"	\$263.00
QS84FF95	Harness - 95"	\$273.00

### METAL J CHANNEL

For mounting power and data to the underside of a table or to a modesty panel. They are modular and versatile and provide power, data and wire management in a single package. J-Channels can be outfitted with our Electri-Pak wiring systems including our 8 wire 3 circuit or 8 wire, 4 circuit systems. Configurations are available in a variety of lengths and can accommodate a wide range of power receptacles in both single circuit and multi-circuit configurations.



A separate channel is provided for housing the telecom plate and keeps the data wires separated from the power cables. Interconnecting cables and power infeeds are available in a variety of lengths. Power feeds, interconnecting cables and telecom plates are purchased separately.



**OS Laminate COLLECTION**  
by OfficeSource® Pictured w/CoolMesh Pro Seating & Spry Mobile Marker Board

**COASTAL GRAY**

↑ **SKU: TYPICAL OS148** ★  
**TOTAL LIST: \$6,504.00**  
Excludes Seating & Accessories.  
**Overall Dimensions:**  
142"W x 144"D x 40½"H

TYPICAL OS148				
MODEL #	QTY	DESCRIPTION	W x D x H	LIST PRICE
PL169NTT	4	Reception Desk Shell	71 x 30 x 40½	\$599.00 ea.
PL180	4	Reception Return Shell	42 x 24 x 40½	\$369.00 ea.
PL107	8	Hanging 3/4 Pedestal - B/F	15½ x 22 x 19	\$329.00 ea.



← **SKU: TYPICAL OS22V**  
**TOTAL LIST: \$5,459.00**  
Excludes Accessories.  
**Overall Dimensions:**  
112"W x 106½"D x 65½"H

TYPICAL OS22V				
MODEL #	QTY	DESCRIPTION	W x D x H	LIST PRICE
PL489	1	Bow Top w/Modesty	71 x 36/41 x 29½	\$499.00
PL71SGM	1	Glass Modesty Panel	40 x 1¼ x 28	\$499.00
PL46836	2	False Pedestal	15¾ x 35½ x 28½	\$309.00 ea.
PL170	1	Bridge	47 x 24 x 29½	\$269.00
PL143	1	Credenza Shell	71 x 24 x 29½	\$389.00
PL166	2	Deluxe Full Pedestal - B/B/F	15½ x 22 x 28½	\$459.00 ea.
PL144OH	1	Open Hutch	71 x 15 x 36	\$559.00
PL44SGD	1	Silver Frame Glass Doors	17 x ¾ x 15¾	\$255.00
PL118	1	Tack Board (Visconti Fabric)	68% x ½ x 16½	\$235.00
PL112	1	Two Drawer Lateral File	35½ x 22 x 29½	\$819.00
PL153	1	Open Hutch	35½ x 14 x 36	\$399.00



← **SKU: TYPICAL OS149** ★  
**TOTAL LIST: \$2,212.00**  
Excludes Seating & Accessories.  
**Overall Dimensions:**  
71"W x 77"D x 29½"H

TYPICAL OS149				
MODEL #	QTY	DESCRIPTION	W x D x H	LIST PRICE
PL208OH	1	Wall Mount - Open Hutch	36½ x 15 x 17	\$369.00
PL44SGD	1	Silver Frame Glass Doors	17 x ¾ x 15¾	\$255.00
PL133LA	1	Bullet w/Corner Extension - Lt	71 x 30/42 x 29½	\$719.00
MS725ESI	1	Silver Post Leg	3"Dia x 28½"	\$165.00
PL192	1	Reversible Return	35 x 24 x 29½	\$245.00
PL166	1	Deluxe Full Pedestal - B/B/F	15½ x 22 x 28½	\$459.00

★ Gold Stars Indicate Product New for 2019.



**COASTAL GRAY**

**OS Laminate COLLECTION**  
by OfficeSource®

**CORE REMOVABLE LOCKS,  
GROMMETS AND LEVELING  
GLIDES INCLUDED!**



↑ **SKU: TYPICAL OS173** ★  
**TOTAL LIST: \$7,328.00**  
*Excludes Accessories.*  
**Overall Dimensions:**  
178"W x 89"D x 65½"H

**TYPICAL OS173**

MODEL #	QTY	DESCRIPTION	W x D x H	LIST PRICE
PL134	2	Corner Desk Shell	42 x 24 x 29	\$509.00 ea.
PL126	2	Corner Hutch	42 x 15 x 36	\$889.00 ea.
PL125	2	Hutch w/Laminate Doors	47¼ x 15 x 36	\$599.00 ea.
PL116	2	Fabric Tack Board (Gray Fabric)	45¼ x ½ x 16½	\$165.00 ea.
PL145	4	Reversible Return	47 x 24 x 29½	\$329.00 ea.
PL166	2	Deluxe Full Pedestal - B/B/F	15½ x 22 x 28½	\$459.00 ea.
PLT2472	1	Return Desk Top	72 x 24 x 1	\$289.00
PLTFB	2	Flat Brackets		\$20.00 ea.
PLTRB2328BRU	1	Standard Round Base	22¾"Dia x 28	\$401.00
PLT60MS	1	Stiffener Support	48 x 2¼ x 1	\$40.00

← **SKU: TYPICAL OS24**  
**TOTAL LIST: \$3,913.00**  
*Excludes Accessories.*  
**Overall Dimensions:**  
66"W x 89¾"D x 65½"H

**TYPICAL OS24**

MODEL #	QTY	DESCRIPTION	W x D x H	LIST PRICE
PL181R	1	Credenza w/Corner Ext - Rt	66 x 24/36 x 29½	\$555.00
PL179	1	Reversible Return	30 x 24 x 29½	\$235.00
PL166	1	Deluxe Full Pedestal - B/B/F	15½ x 22 x 28½	\$459.00
PL140OH	1	Open Hutch	66 x 15 x 36	\$545.00
PL40SGD	1	Silver Frame Glass Doors	18 x ½ x 15¾	\$255.00
PL117	1	Tack Board (Visconti Fabric)	68% <sup>10</sup> x ½ x 16½	\$215.00
PL207	1	Wardrobe Unit	23¾ x 23¾ x 65½	\$1,649.00




← **SKU: TYPICAL OS36**  
**TOTAL LIST: \$2,539.00**  
*Excludes Accessories.*  
**Overall Dimensions:**  
72"W x 72"D x 42"H\*  
\*Includes Transaction Top

**TYPICAL OS36**

MODEL #	QTY	DESCRIPTION	W x D x H	LIST PRICE
PL181R	1	Credenza w/Corner Ext. - Rt	66 x 24/36 x 29½	\$555.00
PL179	1	Reversible Return	30 x 24 x 29½	\$235.00
PL166	1	Deluxe Full Pedestal - B/B/F	15½ x 22 x 28½	\$459.00
PBTC66L	1	Corner Transaction Top - Left	72 x 12 x 1	\$215.00
PBTC66R	1	Corner Transaction Top - Right	72 x 12 x 1	\$215.00
PBP12	3	Posts	1¾ x 1¾ x 11¾ <sup>16</sup>	\$112.00 ea.
PB21266ACR	2	Acrylic Panel	66 x ¾ x 12	\$262.00 ea.

**OS LAMINATE - FINISHES IN STOCK:**



**TYPICAL CONFIGURATIONS**



# ESPRESSO

Pictured w/Luna & Triumph Collections

↑ **SKU: TYPICAL OS125**  
**TOTAL LIST: \$5,589.00**  
Excludes Seating & Accessories.  
**Overall Dimensions:**  
107"W x 95"D x 65½"H



TYPICAL OS125				
MODEL #	QTY	DESCRIPTION	W x D x H	LIST PRICE
PLT147T/PLTEP36/PL142	1	Bullet Top Unit (Top & Side)*	72 x 36 x 29½	\$648.00*
PLTWML	1	Vertex Leg	8 x 21 x 28½	\$205.00
PL170	1	Bridge	47 x 24 x 29½	\$269.00
PL143	1	Credenza Shell	71 x 24 x 29½	\$389.00
PL114	1	Combo Lateral File - B/B/F/Lat.	31 x 22 x 29½	\$925.00
PL144OH	1	Open Hutch	71 x 15 x 36	\$559.00
PL44SGD	2	Silver Frame Glass Doors	17 x ¾ x 15¾	\$255.00 ea.
PL118	1	Tack Board (Gray Fabric)	68½ x ½ x 16½	\$195.00
PL207	1	Wardrobe Unit	23¾ x 23¾ x 65½	\$1,649.00
PLPULLRSI	8	Rectangular Pulls		\$30.00 ea.

\*Bullet Top Unit - All 3 SKUs must be ordered together (PLT147T, PLTEP36, PL142)

↑ **SKU: TYPICAL OS43**  
**TOTAL LIST: \$5,713.00**  
Excludes Seating & Accessories.  
**Overall Dimensions:**  
114"W x 72"D x 29½"H



Optional Cell Phone Charging Grommet

TYPICAL OS43				
MODEL #	QTY	DESCRIPTION	W x D x H	LIST PRICE
PL477L	1	Porkchop Top w/Modesty - Lt	71 x 30/36/48 x 29½	\$619.00
PL71SGM	1	Glass Modesty Panel	40 x 1¼ x 28	\$499.00
PL166	1	Deluxe Full Pedestal - B/B/F	15½ x 22 x 28½	\$459.00
PL46830	1	False Pedestal	15¾ x 29½ x 28½	\$299.00
PL46842	1	False Pedestal	15¾ x 41½ x 28½	\$349.00
PL111	1	Credenza Shell	66 x 24 x 29½	\$369.00
PL142	1	Half Leg	12¾"W	\$69.00
PL1012	1	Two Drawer Personal Cabinet	35½ x 22 x 22	\$899.00
PL1013	1	Open Bookcase	35½ x 22 x 22	\$409.00
CUSH2136	1	Top Cushion	35½ x 22 x 1½	\$269.00
PL110	1	Credenza Top	71 x 22 x 1	\$225.00
PL208OH	2	Wall Mount - Open Hutch	36½ x 15 x 17	\$369.00 ea.
PL44SGD	2	Silver Frame Glass Doors	17 x ¾ x 15¾	\$255.00 ea.

← **SKU: TYPICAL OS2**  
**TOTAL LIST: \$1,588.00**  
Excludes Keyboard System & Accessories.  
**Overall Dimensions:**  
77"W x 71"D x 29½"H



TYPICAL OS2				
MODEL #	QTY	DESCRIPTION	W x D x H	LIST PRICE
PL133LA	1	Bullet w/Corner Extension - Lt	71 x 30/42 x 29½	\$719.00
PL192	1	Reversible Return	35 x 24 x 29½	\$245.00
PL166	1	Deluxe Full Pedestal - B/B/F	15½ x 22 x 28½	\$459.00
MS72SESI	1	Silver Post Leg	3"Dia x 28½"H	\$165.00

**EASILY TRANSFORM THE LOOK OF YOUR WORKSTATION BY SIMPLY UPGRADING THE PULL OPTION!**  
SUITE PICTURED HERE WITH OPTIONAL RECTANGULAR PULL



**OS Laminate**

**COLLECTION** by OfficeSource® Pictured w/Franklin & CoolMesh Pro Collections

**ESPRESSO**



↑ **SKU: TYPICAL OS112**  
**TOTAL LIST: \$2,692.00**  
Excludes Seating & Accessories.  
**Overall Dimensions:**  
71"W x 95"D x 29½"H

**TYPICAL OS112**

MODEL #	QTY	DESCRIPTION	W x D x H	LIST PRICE
PL177R	1	Desk w/Corner Extension (Rt)	71 x 30/36/42/48 x 29½	\$769.00
PL145	1	Reversible Return	47 x 24 x 29½	\$329.00
PL166	1	Deluxe Full Pedestal - B/B/F	15½ x 22 x 28½	\$459.00
PL114	1	Combo Lateral File - B/B/F/Lat.	31 x 22 x 29½	\$925.00
PLPULLRSI	7	Rectangular Pulls		\$30.00 ea.

← **SKU: TYPICAL OS9**  
**TOTAL LIST: \$3,466.00**  
Excludes Seating & Accessories.  
**Overall Dimensions:**  
107"W x 71"D x 65½"H

**TYPICAL OS9**

MODEL #	QTY	DESCRIPTION	W x D x H	LIST PRICE
PL177L	1	Desk w/Corner Extension - Lt	71 x 30/36/42/48 x 29½	\$769.00
PL193	1	Bridge	35 x 24 x 29½	\$225.00
PL143	1	Credenza Shell	71 x 24 x 29½	\$389.00
PL112	1	Two Drawer Lateral File	35½ x 22 x 29½	\$819.00
PL144OH	1	Open Hutch	71 x 15 x 36	\$559.00
PL44SGD	2	Silver Frame Glass Doors	17 x ¾ x 15¾	\$255.00 ea.
PL118	1	Tack Board (Gray Fabric)	68% x ½ x 16½	\$195.00

**NEW! SURFACE MOUNT POWER MODULE**  
(2 OUTLETS + 2 USB)




← **SKU: TYPICAL OS151** ★  
**TOTAL LIST: \$1,628.00**  
Excludes Seating & Accessories.  
**Overall Dimensions:**  
72"W x 71"D x 29½"H

**TYPICAL OS151**

MODEL #	QTY	DESCRIPTION	W x D x H	LIST PRICE
PLT147T/PLTEP36	1	Bullet Top Unit (Top & End)*	72 x 36 x 29½	\$579.00
PL4706FMP	1	Modesty Panel	54¼ x ¾ x 27¼	\$180.00
MS725SI	1	Silver Post Leg	3"Dia x 28½	\$165.00
PL192	1	Reversible Return	35 x 24 x 29½	\$245.00
PL166	1	Deluxe Full Pedestal - B/B/F	15½ x 22 x 28½	\$459.00

\*Bullet Top Unit - Both SKUs must be ordered together (PLT147T, PLTEP36)

**OS LAMINATE - FINISHES IN STOCK:**



Drawer Pulls - Cherry, Mahogany, Honey, and Maple, come standard with black pulls, while Espresso, Modern Walnut, Coastal Gray and White come standard with silver. Optional silver and square handles are available for a small up charge.

★ Gold Stars Indicate Product New for 2019.

**TYPICAL CONFIGURATIONS**

**PREMIUM GRADE LAMINATE  
WORK SURFACES +  
3MIL DURA EDGE**

TEMPERED  
GLASS DOORS  
Create a Modern Look!

**OS Laminate COLLECTION**  
by OfficeSource® Pictured w/Advantage & Chelsea Collections

**CHERRY**

↑ **SKU: TYPICAL OS74**  
**TOTAL LIST: \$7,010.00**  
*Excludes Seating & Accessories.*  
**Overall Dimensions:**  
107"W x 65½"H

← **SKU: TYPICAL OS20**  
**TOTAL LIST: \$3,399.00**  
*Excludes Keyboard System & Accessories.*  
**Overall Dimensions:**  
71"W x 112"D x 78"H

**TECHNOLOGY**

*Optional Cord Management*

← **SKU: TYPICAL OS44**  
**TOTAL LIST: \$4,582.00**  
*Excludes Seating & Accessories.*  
**Overall Dimensions:**  
154"W x 71"D x 29½"H

**TYPICAL OS74**

MODEL #	QTY	DESCRIPTION	W x D x H	LIST PRICE
PL189	1	Bow Front Desk Shell	71 x 36/41 x 29½	\$619.00
PL166	2	Deluxe Full Pedestal - B/B/F	15½ x 22 x 28½	\$459.00 ea.
PL150	2	Personal Storage Cabinet	18 x 24 x 65½	\$875.00 ea.
PL150151SGD	2	Glass Storage Cabinet Doors	18 x ½ x 65½	\$309.00 ea.
PL113	2	Storage Cabinet - 29½"H	35½ x 22 x 29½	\$479.00 ea.
PL113SGD	2	Glass Storage Cabinet Doors	17¾ x ½ x 29½	\$299.00 ea.
PL110	1	Top (To Create Credenza)	71 x 22 x 1	\$225.00
PL2044OH	1	Wall Mount - Open Hutch	71 x 15 x 17	\$619.00
PL445GD	2	Silver Frame Glass Doors	17 x ¾ x 15¾	\$255.00 ea.
PL118	1	Tack Board (Gray Fabric)	68% x ½ x 16½	\$195.00

**TYPICAL OS20**

MODEL #	QTY	DESCRIPTION	W x D x H	LIST PRICE
PL189	1	Bow Front Desk Shell	71 x 36/41 x 29½	\$619.00
PL170	1	Bridge	47 x 24 x 29½	\$269.00
PL143	1	Credenza Shell	71 x 24 x 29½	\$389.00
PL166	1	Deluxe Full Pedestal - B/B/F	15½ x 22 x 28½	\$459.00
PL130	1	High Hutch	71 x 15 x 48	\$999.00
PL130SGD	1	Silver Frame Glass Doors	17¾ x ½ x 29	\$469.00
PL118	1	Tack Board (Gray Fabric)	68% x ½ x 16½	\$195.00

**TYPICAL OS44**

MODEL #	QTY	DESCRIPTION	W x D x H	LIST PRICE
PL133RA	2	Bullet w/Corner Extension - Rt	71 x 30/42 x 29½	\$719.00 ea.
MS725EBLK	2	Black Post Leg	3"Dia x 28½"H	\$145.00 ea.
PL192	2	Reversible Return	35 x 24 x 29½	\$245.00 ea.
PL166	2	Deluxe Full Pedestal - B/B/F	15½ x 22 x 28½	\$459.00 ea.
PL2044OH	2	Wall Mount - Open Hutch	71 x 15 x 17	\$619.00 ea.
PL44LD	4	Laminate Doors (Sets of 2)	17¾ x ½ x 15¾	\$52.00 ea.

**TYPICAL CONFIGURATIONS**

**NEW 41" H DESK SHELLS!**



**OS Laminate COLLECTION**  
by OfficeSource® Pictured w/Rise Stool Collection

**CHERRY**

Grommets - Help manage workstation cords.



Tack Boards - Add warmth and function to your workspace!



↑ **SKU: TYPICAL OS130**  
**TOTAL LIST: \$3,292.00**  
Excludes Seating & Accessories.  
**Single Desk Dimensions:**  
72"W x 30"D x 41"H

TYPICAL OS130				
MODEL #	QTY	DESCRIPTION	W x D x H	LIST PRICE
PLT4172	4	Rectangular Desk Shell	72 x 30 x 41	\$823.00 ea.

← **SKU: TYPICAL OS171** ★  
**TOTAL LIST: \$3,000.00**  
Excludes Accessories.  
**Overall Dimensions:**  
71"W x 101"D x 65½"H


TYPICAL OS171				
MODEL #	QTY	DESCRIPTION	W x D x H	LIST PRICE
PLT147T/PLTEP36	1	Bullet Top Unit (Top & End)*	72 x 36 x 29½	\$579.00
PL4706FMP	1	Modesty Panel	54¼ x ¾ x 27¼	\$180.00
MS725SI	1	Silver Post Leg	3"Dia x 28½"H	\$165.00
PL197	1	Bridge	42 x 24 x 29½	\$235.00
PL143	1	Credenza Shell	71 x 24 x 29½	\$389.00
PL107	1	Hanging 3/4 Pedestal - B/F	15½ x 22 x 19	\$329.00
PL144OH	1	Open Hutch	71 x 15 x 36	\$559.00
PL44SGD	1	Silver Frame Glass Doors	17 x ¾ x 15¾	\$255.00
GBM1769WH	1	Magnetic Glass White Board	69 x ½ x 17	\$309.00

\*Bullet Top Unit - Both SKUs must be ordered together (PLT147T, PLTEP36)

← **SKU: TYPICAL OS86**  
**TOTAL LIST: \$2,592.00**  
Excludes Accessories.  
**Overall Dimensions:**  
71"W x 83"D x 65½"H

TYPICAL OS86				
MODEL #	QTY	DESCRIPTION	W x D x H	LIST PRICE
PL101	1	Desk Shell	71 x 36 x 29½	\$489.00
PL145	1	Reversible Return	47 x 24 x 29½	\$329.00
PL166	1	Deluxe Full Pedestal - B/B/F	15½ x 22 x 28½	\$459.00
PL175	1	Deluxe Full Pedestal - F/F	15½ x 22 x 28½	\$469.00
PL144OH	1	Open Hutch	71 x 15 x 36	\$559.00
PL44LD	1	Laminate Doors (Sets of 2)	17¾ x ½ x 15¾	\$52.00
PL118	1	Tack Board (Visconti Fabric)	68¾ x ½ x 16½	\$235.00

**OS LAMINATE - FINISHES IN STOCK:**



Drawer Pulls - Cherry, Mahogany, Honey, and Maple, come standard with black pulls, while Espresso, Modern Walnut, Coastal Gray and White come standard with silver. Optional silver and square handles are available for a small up charge.

★ Gold Stars Indicate Product New for 2019.

**U SHAPE CONFIGURATIONS OFFER AMPLE WORKSPACE AND CAN ACCOMMODATE SMALL MEETINGS RIGHT AT YOUR DESK!**

**OS Laminate COLLECTION**  
by OfficeSource® Pictured w/Tre Collection

**MAHOGANY**



↑ **SKU: TYPICAL OS88**  
**TOTAL LIST: \$2,991.00**  
*Excludes Seating & Accessories.*  
**Overall Dimensions:**  
112"W x 71"D x 65½"H

TYPICAL OS88				
MODEL #	QTY	DESCRIPTION	W x D x H	LIST PRICE
PL189	1	Bow Front Desk Shell	71 x 36/41 x 29½	\$619.00
PL193	1	Bridge	35 x 24 x 29½	\$225.00
PL182R	1	Credenza w/Corner Ext (Rt)	71 x 24/36 x 29½	\$565.00
PL166	1	Deluxe Full Pedestal - B/B/F	15½ x 22 x 28½	\$459.00
PL144OH	1	Open Hutch	71 x 15 x 36	\$559.00
PL44SGD	1	Silver Frame Glass Doors	17 x ¾ x 15¾	\$255.00
GBM1769WH	1	Magnetic Glass White Board	69 x ½ x 17	\$309.00




← **SKU: TYPICAL OS89**  
**TOTAL LIST: \$2,795.00**  
*Excludes Accessories.*  
**Overall Dimensions:**  
71"W x 83"D x 65½"H

TYPICAL OS89				
MODEL #	QTY	DESCRIPTION	W x D x H	LIST PRICE
PL101	1	Desk Shell	71 x 36 x 29½	\$489.00
PL145	1	Reversible Return (Rt)	47 x 24 x 29½	\$329.00
PL166	1	Deluxe Full Pedestal - B/B/F	15½ x 22 x 28½	\$459.00
PL175	1	Deluxe Full Pedestal - F/F	15½ x 22 x 28½	\$469.00
PL144OH	1	Open Hutch	71 x 15 x 36	\$559.00
PL44SGD	1	Silver Frame Glass Doors	17 x ¾ x 15¾	\$255.00
PL118	1	Tack Board (Visconti Fabric)	68% x ½ x 16½	\$235.00

← **SKU: TYPICAL OS90**  
**TOTAL LIST: \$1,746.00**  
*Excludes Accessories.*  
**Overall Dimensions:**  
71"W x 83"D x 29½"H

TYPICAL OS90				
MODEL #	QTY	DESCRIPTION	W x D x H	LIST PRICE
PL101	1	Desk Shell	71 x 36 x 29½	\$489.00
PL145	1	Reversible Return (Lt)	47 x 24 x 29½	\$329.00
PL166	1	Deluxe Full Pedestal - B/B/F	15½ x 22 x 28½	\$459.00
PL175	1	Deluxe Full Pedestal - F/F	15½ x 22 x 28½	\$469.00

**OS LAMINATE - FINISHES IN STOCK:**



*Drawer Pulls - Cherry, Mahogany, Honey and Maple, come standard with black pulls, while Espresso, Modern Walnut, Coastal Gray and White come standard with silver. Optional silver and square handles are available for a small up charge.*

**EASY TO ASSEMBLE!  
METAL TO METAL  
CAM-LOCK CONNECTION FOR  
INCREASED DURABILITY!**



OS Laminate  
**COLLECTION**  
by OfficeSource®

Pictured w/Luna  
& Triumph Collections

**MAHOGANY**



**TECHNOLOGY**  
Optional Desk  
Mount Power

↑ **SKU: TYPICAL OS152** ★  
**TOTAL LIST: \$4,042.00**  
Excludes Seating & Accessories.  
Overall Dimensions:  
71"W x 108"D x 65½"H

**TYPICAL OS152**

MODEL #	QTY	DESCRIPTION	W x D x H	LIST PRICE
PL112	1	Two Drawer Lateral File	35½ x 22 x 29½	\$819.00
PL143	1	Credenza Shell	71 x 24 x 29½	\$389.00
PL144OH	1	Open Hutch	71 x 15 x 36	\$559.00
PL44LD	1	Laminate Doors (Sets of 2)	17¾ x ½ x 15¾	\$52.00
PL177R	1	Desk w/Corner Extension - Rt	71 x 30/36/42/48 x 29½	\$769.00
PL193	1	Bridge	35 x 24 x 29½	\$225.00
PLTECSPOST	1	Electric Single Post Adj. Base	33 x 23¾ x 25-43¾	\$1,229.00



Bookcases - Space Saver -  
At only 24"W, it tucks nicely  
into the tightest of spaces.

← **SKU: TYPICAL OS7**  
**TOTAL LIST: \$3,714.00**  
Excludes Keyboard  
System & Accessories.  
Overall Dimensions:  
101"W x 95"D x 65½"H

**TYPICAL OS7**

MODEL #	QTY	DESCRIPTION	W x D x H	LIST PRICE
PL177L	1	Desk w/Corner Extension (Lt)	71 x 30/36/42/48 x 29½	\$769.00
PL193	1	Bridge	35 x 24 x 29½	\$225.00
PL143	1	Credenza Shell	71 x 24 x 29½	\$389.00
PL166	1	Deluxe Full Pedestal - B/B/F	15½ x 22 x 28½	\$459.00
PL144OH	1	Open Hutch	71 x 15 x 36	\$559.00
PL44GLDRL	2	Laminate Frame Glass Doors	18 x ½ x 15¾	\$155.00 ea.
PL118	1	Tack Board (Gray Fabric)	68% <sub>16</sub> x ½ x 16½	\$195.00
PL161	1	Corner Bookcase	15 x 15 x 36	\$339.00
PL160	1	Corner Bookcase	24 x 24 x 30	\$469.00



← **SKU: TYPICAL OS8**  
**TOTAL LIST: \$2,900.00**  
Excludes Keyboard  
System & Accessories.  
Overall Dimensions:  
107"W x 71"D x 65½"H

**TYPICAL OS8**

MODEL #	QTY	DESCRIPTION	W x D x H	LIST PRICE
PLT147T/PLTEP36/PL142	1	Bullet Top Unit (Top & End)*	72 x 36 x 29½	\$648.00*
MS720BLK	1	Black Post Leg	3"Dia x 28½"H	\$145.00
PL193	1	Bridge	35 x 24 x 29½	\$225.00
PL182L	1	Credenza w/Corner Ext.	71 x 24/36 x 29½	\$565.00
PL144OH	1	Open Hutch	71 x 15 x 36	\$559.00
PL44LD	2	Laminate Doors (Sets of 2)	17¾ x ½ x 15¾	\$52.00 ea.
PL166	1	Deluxe Full Pedestal - B/B/F	15½ x 22 x 28½	\$459.00
PL118	1	Tack Board (Gray Fabric)	68% <sub>16</sub> x ½ x 16½	\$195.00

★ Gold Stars Indicate  
Product New for 2019.

\*Bullet Top Unit - All 3 SKUs must be ordered together (PLT147T, PLTEP36, PL142)

**TYPICAL CONFIGURATIONS**



**CELL PHONE CHARGING GROMMET!**  
(OPTIONAL)

MODERN  
WALNUT

OS Laminate **COLLECTION**  
by OfficeSource® Pictured w/Cade Collection



Risers - Elevate Transaction Top

↑ **SKU: TYPICAL OS170** ★  
**TOTAL LIST: \$4,114.00**  
Excludes Seating & Accessories.  
**Overall Dimensions:**  
226"W x 96"D x 29½"H

↑ **SKU: TYPICAL OS77**  
**TOTAL LIST: \$1,467.00**  
Excludes Seating & Accessories.  
**Overall Dimensions:**  
71"W x 35½"D x 42½"H



**TYPICAL OS170**

MODEL #	QTY	DESCRIPTION	W x D x H	LIST PRICE
PL178L	1	Desk w/Corner Extension - Lft	71 x 30/42 x 29	\$769.00
PL178R	1	Desk w/Corner Extension - Rt	71 x 30/42 x 29	\$769.00
PL143	2	Credenza Shell	71 x 24 x 29½	\$389.00 ea.
PL142	4	Half Legs	12¾"W	\$69.00 ea.
PL166	2	Deluxe Full Pedestal - B/B/F	15½ x 22 x 28½	\$459.00 ea.
PLT147T	1	Bullet Top	72 x 36 x 1	\$379.00
MS720SI	1	Silver Post Leg	3"Dia x 28½"H	\$165.00
PLTFB	3	Flat Brackets		\$20.00 ea.

**TYPICAL OS77**

MODEL #	QTY	DESCRIPTION	W x D x H	LIST PRICE
PL169NTT	1	Reception Desk Shell	71 x 30 x 40½	\$599.00
PL169TT	1	Transaction Top	71 x 17¾ x 1	\$129.00
PL169RISERBRU	1	Metal Counter Riser	3/4 Dia x 1 H	\$81.00
PL107	2	Hanging 3/4 Pedestal - B/F	15½ x 22 x 19	\$329.00 ea.



← **SKU: TYPICAL OS30**  
**TOTAL LIST: \$3,090.00**  
Excludes Seating & Accessories.  
**Overall Dimensions:**  
107"W x 71"D x 29½"H\*

\*Height does not include wall mounted hutches

**TYPICAL OS30**

MODEL #	QTY	DESCRIPTION	W x D x H	LIST PRICE
PL177R	1	Desk w/Corner Extension - Rt	71 x 30/36/42/48 x 29½	\$769.00
PL193	1	Bridge	35 x 24 x 29½	\$225.00
PL143	1	Credenza Shell	71 x 24 x 29½	\$389.00
PL166	1	Deluxe Full Pedestal - B/B/F	15½ x 22 x 28½	\$459.00
PL208OH	2	Wall Mount - Open Hutch	36½ x 15 x 17	\$369.00 ea.
PL44SGD	2	Silver Frame Glass Doors	17 x ¾ x 15¾	\$255.00 ea.

★ Gold Stars Indicate Product New for 2019.

**GLASS TRANSACTION TOP!  
(RISERS INCLUDED)**



**OS Laminate COLLECTION**  
by OfficeSource® Pictured w/Torrance Collection

**MODERN WALNUT**



↑ **SKU: TYPICAL OS153** ★  
**TOTAL LIST: \$1,936.00**  
*Excludes Seating & Accessories.*  
**Overall Dimensions:**  
71"W x 78"D x 65½"H

**TYPICAL OS153**

MODEL #	QTY	DESCRIPTION	W x D x H	LIST PRICE
PL169NTT	1	Reception Desk Shell	71 x 30 x 40½	\$599.00
PL180	1	Reception Return Shell	42 x 24 x 40½	\$369.00
PL166	1	Deluxe Full Pedestal - B/B/F	15½ x 22 x 28½	\$459.00
PL169TTGLASSWH	1	Glass Transaction Top + Risers	71 x 17¾ x 1¾	\$509.00



← **SKU: TYPICAL OS154** ★  
**TOTAL LIST: \$4,086.00**  
*Excludes Accessories.*  
**Overall Dimensions:**  
94¼"W x 24"D x 65½"H

**TYPICAL OS154**

MODEL #	QTY	DESCRIPTION	W x D x H	LIST PRICE
PL143	1	Credenza Shell	71 x 24 x 29½	\$389.00
PL114	1	Combo Lateral File - B/B/F/Lat.	31 x 22 x 29½	\$925.00
PL207	1	Wardrobe Storage Unit	23¾ x 23¾ x 65½	\$1,649.00
PL144OH	1	Open Hutch	71 x 15 x 36	\$559.00
PL44SGD	1	Silver Frame Glass Doors	17 x ¾ x 15¾	\$255.00
GBM1769WH	1	Magnetic Glass White Board	69 x ½ x 17	\$309.00




← **SKU: TYPICAL OS31**  
**TOTAL LIST: \$1,670.00**  
*Excludes Seating & Accessories.*  
**Overall Dimensions:**  
66"W x 66"D x 29½"H\*

**TYPICAL OS31**

MODEL #	QTY	DESCRIPTION	W x D x H	LIST PRICE
PL181R	1	Credenza w/Corner Ext. - Rt	66 x 24/36 x 29½	\$555.00
PL179	1	Reversible Return	30 x 24 x 29½	\$235.00
PL166	1	Deluxe Full Pedestal - B/B/F	15½ x 22 x 28½	\$459.00
PL208OH	1	Wall Mount - Open Hutch	36½ x 15 x 17	\$369.00
PL44LD	1	Laminate Door (Sets of 2)	17¾ x ½ x 15¾	\$52.00

\*Height does not include wall mounted hutches

**OS LAMINATE - FINISHES IN STOCK:**



*Drawer Pulls - Cherry, Mahogany, Honey, and Maple, come standard with black pulls, while Espresso, Modern Walnut, Coastal Gray and White come standard with silver. Optional silver and square handles are available for a small up charge.*

★ Gold Stars Indicate Product New for 2019.

**TYPICAL CONFIGURATIONS**



**METAL TO METAL CAM-LOCK CONNECTION FOR INCREASED DURABILITY!**

**MAPLE**

Pictured w/CoolMesh Pro Collection

**OS Laminate COLLECTION** by OfficeSource®



Optional Pull Out Power Grommet

➔ **SKU: TYPICAL OS127**  
**TOTAL LIST: \$2,992.00**  
*Excludes Seating & Accessories.*  
**Overall Dimensions:**  
71"W x 83"D x 65½"H

➔ **SKU: TYPICAL OS56**  
**TOTAL LIST: \$3,230.00**  
*Excludes Seating, Keyboard System & Accessories.*  
**Overall Dimensions:**  
107"W x 71"D x 65½"H



➔ **SKU: TYPICAL OS124**  
**TOTAL LIST: \$4,793.00**  
*Excludes Seating & Accessories.*  
**Overall Dimensions:**  
66"W x 62¼"D x 66½"H



**TYPICAL OS127**

MODEL #	QTY	DESCRIPTION	W x D x H	LIST PRICE
PL101	1	Desk Shell	71 x 36 x 29½	\$489.00
PL145	1	Reversible Return	47 x 24 x 29½	\$329.00
PL166	1	Deluxe Full Pedestal - B/B/F	15½ x 22 x 28½	\$459.00
PL175	1	Deluxe Full Pedestal - F/F	15½ x 22 x 28½	\$469.00
PL144OH	1	Open Hutch	71 x 15 x 36	\$559.00
PL44SLIDESGD	2	Sliding Glass Doors	18 x ½ x 15¾	\$175.00 ea.
PL44RAILSI	1	Rails For Glass Doors	1 x 1 x 69	\$102.00
PL118	1	Tack Board (Visconti Fabric)	68¾ x ½ x 16½	\$235.00

**TYPICAL OS56**

MODEL #	QTY	DESCRIPTION	W x D x H	LIST PRICE
PL101	1	Desk Shell	71 x 36 x 29½	\$489.00
PL170	1	Bridge	47 x 24 x 29½	\$269.00
PL143	1	Credenza Shell	71 x 24 x 29½	\$389.00
PL112	1	Two Drawer Lateral File	35½ x 22 x 29½	\$819.00
PL144OH	1	Open Hutch	71 x 15 x 36	\$559.00
PL44SGD	2	Silver Frame Glass Doors	17 x ¾ x 15¾	\$255.00 ea.
PL118	1	Tack Board (Gray Fabric)	68¾ x ½ x 16½	\$195.00

**TYPICAL OS124**

MODEL #	QTY	DESCRIPTION	W x D x H	LIST PRICE
PL102	2	Desk Shell	66 x 30 x 29½	\$389.00 ea.
PL166	2	Deluxe Full Pedestal - B/B/F	15½ x 22 x 28½	\$459.00 ea.
PL175	2	Deluxe Full Pedestal - F/F	15½ x 22 x 28½	\$469.00 ea.
PL140OH	2	Open Hutch	66 x 15 x 36	\$545.00 ea.
PL40LD	4	Laminate Doors (Sets of 2)	16 x ½ x 15¾	\$52.00 ea.
SP6672	1	Upholstered Panel	72 x 2½ x 66	\$689.00
SPCAP66	2	End Cap - 66"		\$36.00 ea.
SPBASE1	2	Support Foot		\$50.00 ea.

**TYPICAL CONFIGURATIONS**



Pictured w/Luna & Triumph Collections

**MAPLE**

OS Laminate **COLLECTION** by OfficeSource®



↑ **SKU: TYPICAL OS155**  
**TOTAL LIST: \$3,185.00**  
*Excludes Seating & Accessories.*  
**Overall Dimensions:**  
72"W x 107"D x 65½"H

TYPICAL OS155				
MODEL #	QTY	DESCRIPTION	W x D x H	LIST PRICE
PLT106T/PLTEP36/PL142	1	Q Top Unit (Top & Side)*	72 x 36 x 29½	\$648.00*
MS720SI	1	Silver Post Leg	3"Dia x 28½	\$165.00
PL193	1	Bridge	35 x 24 x 29½	\$225.00
PL182R	1	Credenza w/Corner Ext (Rt)	71 x 24/36 x 29½	\$565.00
PL144OH	1	Open Hutch	71 x 15 x 36	\$559.00
PL44SGD	1	Silver Frame Glass Doors	17 x ¾ x 15¾	\$255.00
PL166	1	Deluxe Full Pedestal - B/B/F	15½ x 22 x 28½	\$459.00
GBM1769WH	1	Magnetic Glass White Board	69 x ½ x 17	\$309.00

\*Bullet Top Unit - All 3 SKUs must be ordered together (PLT106T, PLTEP36, PL142)

← **SKU: TYPICAL OS28**  
**TOTAL LIST: \$3,718.00**  
*Excludes Accessories.*  
**Overall Dimensions:**  
95"W x 101"D x 65½"H

TYPICAL OS28				
MODEL #	QTY	DESCRIPTION	W x D x H	LIST PRICE
PL133RA	1	Bullet w/Corner Extension	71 x 30/42 x 29½	\$719.00
MS725EBLK	1	Black Post Leg	3"Dia x 28½	\$145.00
PL193	1	Bridge	35 x 24 x 29½	\$225.00
PL143	1	Credenza Shell	71 x 24 x 29½	\$389.00
PL114	1	Combo Lateral File - B/B/F/Lat.	31 x 22 x 29½	\$925.00
PL144OH	1	Open Hutch	71 x 15 x 36	\$559.00
PL44LD	1	Laminate Doors (Sets of 2)	17¾ x ½ x 15¾	\$52.00
PL118	1	Tack Board (Visconti Fabric)	68% <sub>10</sub> x ½ x 16½	\$235.00
PL160	1	Corner Bookcase	24 x 24 x 30	\$469.00


★ Gold Stars Indicate Product New for 2019.



← **SKU: TYPICAL OS57**  
**TOTAL LIST: \$2,714.00**  
*Excludes Seating, Keyboard System & Accessories.*  
**Overall Dimensions:**  
112"W x 71"D x 65½"H

TYPICAL OS57				
MODEL #	QTY	DESCRIPTION	W x D x H	LIST PRICE
PL189	1	Bow Front Desk Shell	71 x 36/41 x 29½	\$619.00
PL193	1	Bridge	35 x 24 x 29½	\$225.00
PL182L	1	Credenza w/Corner Ext. - Lt	71 x 24/36 x 29½	\$565.00
PL166	1	Deluxe Full Pedestal - B/B/F	15½ x 22 x 28½	\$459.00
PL144OH	1	Open Hutch	71 x 15 x 36	\$559.00
PL44LD	1	Laminate Doors (Sets of 2)	17¾ x ½ x 15¾	\$52.00
PL118	1	Tack Board (Visconti Fabric)	68% <sub>10</sub> x ½ x 16½	\$235.00

**OS LAMINATE - FINISHES IN STOCK:**



Drawer Pulls - Cherry, Mahogany, Honey, and Maple, come standard with black pulls, while Espresso, Modern Walnut, Coastal Gray and White come standard with silver. Optional silver and square handles are available for a small up charge.

**PREMIUM GRADE LAMINATE  
WORK SURFACES**

**OfficeSource®**  
05030

**OS Laminate COLLECTION**  
by OfficeSource®

**WHITE**



↑ **SKU: TYPICAL OS4**  
**TOTAL LIST: \$3,786.00**  
*Excludes Accessories.*  
**Overall Dimensions:**  
107"W x 89"D x 65½"H

TYPICAL OS4				
MODEL #	QTY	DESCRIPTION	W x D x H	LIST PRICE
PL177L	1	Desk w/Corner Extension - Lt	71 x 30/36/42/48 x 29½	\$769.00
PL193	1	Bridge	35 x 24 x 29½	\$225.00
PL143	1	Credenza Shell	71 x 24 x 29½	\$389.00
PL166	1	Deluxe Full Pedestal - B/B/F	15½ x 22 x 28½	\$459.00
PL144OH	1	Open Hutch	71 x 15 x 36	\$559.00
PL44SGD	2	Silver Frame Glass Doors	17 x ¾ x 15¾	\$255.00 ea.
PL150	1	Personal Unit	18 x 24 x 65½	\$875.00

← **SKU: TYPICAL OS147**  
**TOTAL LIST: \$2,620.00**  
*Excludes Accessories.*  
**Overall Dimensions:**  
101"W x 71"D x 65½"H


TYPICAL OS147				
MODEL #	QTY	DESCRIPTION	W x D x H	LIST PRICE
PL133LA	1	Bullet w/Corner Extension - Lt	71 x 30/42 x 29½	\$719.00
MS725ESI	1	Silver Post Leg	3"Dia x 28½"H	\$165.00
PL193	1	Bridge	35 x 24 x 29½	\$225.00
PL143	1	Credenza Shell	71 x 24 x 29½	\$389.00
PL144OH	1	Open Hutch	71 x 15 x 36	\$559.00
PL44LD	2	Laminate Doors (Sets of 2)	17¾ x ½ x 15¾	\$52.00 ea.
PL166	1	Deluxe Full Pedestal - B/B/F	15½ x 22 x 28½	\$459.00



← **SKU: TYPICAL OS96**  
**TOTAL LIST: \$1,983.00**  
*Excludes Accessories.*  
**Overall Dimensions:**  
66"W x 66"D x 65½"H

TYPICAL OS96				
MODEL #	QTY	DESCRIPTION	W x D x H	LIST PRICE
PL181L	1	Credenza w/Corner Extension - Lt	66 x 24/36 x 29½	\$555.00
PL179	1	Reversible Return	30 x 24 x 29½	\$235.00
PL107	1	Hanging ¾ Pedestal - B/F	15½ x 22 x 19	\$329.00
PL140OH	1	Open Hutch	66 x 15 x 36	\$545.00
PL40LD	2	Laminate Doors (Sets of 2)	16 x ½ x 15¾	\$52.00 ea.
PL117	1	Tack Board (Visconti Fabric)	64 x ½ x 16½	\$215.00

**OS LAMINATE - FINISHES IN STOCK:**



*Drawer Pulls - Cherry, Mahogany, Honey and Maple, come standard with black pulls, while Espresso, Modern Walnut, Coastal Gray and White come standard with silver. Optional silver and square handles are available for a small up charge.*

**COMPATIBLE WITH  
OTHER COLLECTIONS**  
PICTURED HERE WITH  
STANDUP COLLECTION



**OS Laminate COLLECTION**  
by OfficeSource® Pictured w/Cade Collection

**HONEY**

**TECHNOLOGY**



Optional Cell Phone  
Charging Grommet

↑ **SKU: TYPICAL OS141**  
**TOTAL LIST: \$8,541.00**  
Excludes Seating, iPhone  
Charger & Accessories.  
**Overall Dimensions:**  
142"W x 107"D x 65½"H

TYPICAL OS141				
MODEL #	QTY	DESCRIPTION	W x D x H	LIST PRICE
PL189	1	Bow Front Desk Shell	71 x 36/41 x 29½	\$619.00
PLTECSPOST	1	Electric Single Post Adjustable Base	33 x 23¾ x 25-43¾	\$1,229.00
PL197	1	Bridge	42 x 24 x 29½	\$235.00
PL143	1	Credenza Shell	71 x 24 x 29½	\$389.00
PL166	1	Deluxe Full Pedestal - B/B/F	15½ x 22 x 28½	\$459.00
PL144OH	1	Open Hutch	71 x 15 x 36	\$559.00
PL44SLIDESGD	2	Sliding Glass Doors	18 x ½ x 15¾	\$175.00 ea.
PL44RAILSI	1	Rails For Glass Doors	1 x 1 x 69	\$102.00
PL118	1	Tack Board (Visconti Fabric)	68¾ x ½ x 16½	\$235.00
PL112	2	Two Drawer Lateral File	35½ x 22 x 29½	\$819.00 ea.
PL152	2	Storage Cabinet	35½ x 22 x 36	\$689.00 ea.
PL152SGD	2	Silver Frame Glass Cabinet Doors	16½ x ½ x 36	\$509.00 ea.
PLPULLRSI	11	Rectangular Pulls		\$30.00 ea.



← **SKU: TYPICAL OS10**  
**TOTAL LIST: \$3,000.00**  
Excludes Seating &  
Accessories.

TYPICAL OS10				
MODEL #	QTY	DESCRIPTION	W x D x H	LIST PRICE
PL189	1	Bow Front Desk Shell	71 x 36/41 x 29½	\$619.00
PL112	1	Two Drawer Lateral File	35½ x 22 x 29½	\$819.00
PL113	1	Storage Cabinet	35½ x 22 x 29½	\$479.00
PL110	1	Top to Create Credenza	71 x 22 x 1	\$225.00
PL144OH	1	Open Hutch	71 x 15 x 36	\$559.00
PL44LD	2	Laminate Doors	17¾ x ½ x 15¾	\$52.00 ea.
PL118	1	Tack Board (Gray Fabric)	68¾ x ½ x 16½	\$195.00



↓ **SKU: TYPICAL OS6**  
**TOTAL LIST: \$1,825.00**  
Excludes Keyboard System  
& Accessories.  
**Overall Dimensions:**  
89¼"W x 89¼"D x 29½"H

TYPICAL OS6				
MODEL #	QTY	DESCRIPTION	W x D x H	LIST PRICE
PL134	1	Corner Desk Shell	42 x 42 x 29½	\$509.00
PL145	2	Reversible Return	47 x 24 x 29½	\$329.00 ea.
PL107	2	Hanging 3/4 Pedestal - B/F	15½ x 22 x 19	\$329.00 ea.

**TYPICAL CONFIGURATIONS**

**PREMIUM GRADE LAMINATE  
WORK SURFACES**

**OS Laminate COLLECTION**  
by OfficeSource®

*Pictured in Coastal Gray & White w/NEW! Bradley & Tre Collections*

**COMBINATION**



*Optional Desk  
Mount Power*

↑ **SKU: TYPICAL OS21**  
**TOTAL LIST: \$4,876.00**  
*Excludes Seating & Accessories.*  
**Overall Dimensions:**  
106½"W x 112"D x 65½"H

**8 FINISH  
CHOICES**

TYPICAL OS21				
MODEL #	QTY	DESCRIPTION	W x D x H	LIST PRICE
PL189	1	Bow Front Desk Shell	71 x 36/41 x 29½	\$619.00
PL170	1	Bridge	47 x 24 x 29½	\$269.00
PL143	1	Credenza Shell	71 x 24 x 29½	\$389.00
PL166	1	Deluxe Full Pedestal - B/B/F	15½ x 22 x 28½	\$459.00
PL144OH	1	Open Hutch	71 x 15 x 36	\$559.00
PL44SGD	1	Silver Frame Glass Doors	17 x ¾ x 15¾	\$255.00
PL112	1	Two Drawer Lateral File	35½ x 22 x 29½	\$819.00
PL152	1	Storage Cabinet	35½ x 22 x 36	\$689.00
PL152SGD	1	Silver Frame Glass Cabinet Doors	16½ x ½ x 36	\$509.00
GBM1769WH	1	Magnetic Glass White Board	69 x ½ x 17	\$309.00



*Pictured in Espresso & White*

← **SKU: TYPICAL OS9**  
**TOTAL LIST: \$3,466.00**  
*Excludes Seating, Keyboard  
System, & Accessories.*  
**Overall Dimensions:**  
107"W x 71"D x 65½"H

TYPICAL OS9				
MODEL #	QTY	DESCRIPTION	W x D x H	LIST PRICE
PL177L	1	Desk w/Corner Extension - Lt	71 x 30/36/42/48 x 29½	\$769.00
PL193	1	Bridge	35 x 24 x 29½	\$225.00
PL143	1	Credenza Shell	71 x 24 x 29½	\$389.00
PL112	1	Two Drawer Lateral File	35½ x 22 x 29½	\$819.00
PL144OH	1	Open Hutch	71 x 15 x 36	\$559.00
PL44SGD	2	Silver Frame Glass Doors	17 x ¾ x 15¾	\$255.00 ea.
PL118	1	Tack Board (Gray Fabric)	68½ x ½ x 16½	\$195.00



*Pictured in Modern Walnut & White*

← **SKU: TYPICAL OS36**  
**TOTAL LIST: \$2,539.00**  
*Excludes Seating, Keyboard  
System & Accessories.*  
**Overall Dimensions:**  
72"W x 72"D x 42"H\*  
\*Includes Transaction Top

TYPICAL OS36				
MODEL #	QTY	DESCRIPTION	W x D x H	LIST PRICE
PL181R	1	Credenza w/Corner Ext. - Rt	66 x 24/36 x 29½	\$555.00
PL179	1	Reversible Return	30 x 24 x 29½	\$235.00
PL166	1	Deluxe Full Pedestal - B/B/F	15½ x 22 x 28½	\$459.00
PBTC66L	1	Corner Transaction Top - Left	72 x 12 x 1	\$215.00
PBTC66R	1	Corner Transaction Top - Right	72 x 12 x 1	\$215.00
PBP12	3	Posts	1¾ x 1¾ x 11¾	\$112.00 ea.
PB21266ACR	2	Acrylic Panel	66 x ¾ x 12	\$262.00 ea.

**INTERCHANGEABLE WITH  
OTHER COLLECTIONS!  
(PICTURED WITH VARIANT)**

**OS Laminate COLLECTION**  
by OfficeSource® Pictured in Espresso & White

**COMBINATION**



Pictured in White & Modern Walnut

↑ **SKU: TYPICAL OS110**  
**TOTAL LIST: \$3,276.00**  
Excludes Accessories.  
**Overall Dimensions:**  
72"W x 108"D x 65½"H


← **SKU: TYPICAL OS97**  
**TOTAL LIST: \$1,836.00**  
Excludes Seating & Accessories.  
**Overall Dimensions:**  
71"W x 78"D x 42½"H



Pictured in Modern Walnut & White

← **SKU: TYPICAL OS98**  
**TOTAL LIST: \$1,467.00**  
Excludes Seating & Accessories.  
**Overall Dimensions:**  
71"W x 36"D x 42½"H

**OS LAMINATE - FINISHES IN STOCK:**



**TYPICAL OS110**

MODEL #	QTY	DESCRIPTION	W x D x H	LIST PRICE
PL105	1	Desk Shell	71 x 30 x 29	\$479.00
PL166	1	Deluxe Full Pedestal - B/B/F	15½ x 22 x 28½	\$459.00
PL144OH	1	Open Hutch	71 x 15 x 36	\$559.00
PL44LD	1	Laminate Hutch Doors	17¾ x ½ x 15¾	\$52.00
PL44CHD	1	Center Hutch Divider	12 x 34 x 13	\$102.00
GBM1769WH	1	Magnetic Glass White Board	69 x ½ x 17	\$309.00
PLT2448	1	Return Top	48 x 24 x 1	\$235.00
PLT3072	1	Main Desk Top	72 x 30 x 1	\$339.00
PLTULEG30	2	Unite Leg	29½ x 1½ x 28½	\$235.00 ea.
PLTCBBDDESKBEAM72	1	Top Support Beam	67¾ x 2 x 1	\$192.00
PLTFB	4	Flat Brackets		\$20.00 ea.

**TYPICAL OS97**

MODEL #	QTY	DESCRIPTION	W x D x H	LIST PRICE
PL169NTT	1	Reception Desk Shell	71 x 30 x 40½	\$599.00
PL169TT	1	Transaction Top	71 x 17¾ x 1	\$129.00
PL169RISERBRU	1	Metal Counter Riser	3/4 Dia x 1 H	\$81.00
PL180	1	Reception Return Shell	42 x 24 x 40½	\$369.00
PL107	2	Hanging 3/4 Pedestal - B/F	15½ x 22 x 19	\$329.00 ea.

**TYPICAL OS98**

MODEL #	QTY	DESCRIPTION	W x D x H	LIST PRICE
PL169NTT	1	Reception Desk Shell	71 x 30 x 40½	\$599.00
PL169TT	1	Transaction Top	71 x 17¾ x 1	\$129.00
PL169RISERBRU	1	Metal Counter Riser	3/4 Dia x 1 H	\$81.00
PL107	2	Hanging 3/4 Pedestal - B/F	15½ x 22 x 19	\$329.00 ea.

Drawer Pulls - Cherry, Mahogany, Honey, and Maple, come standard with black pulls, while Espresso, Modern Walnut, Coastal Gray and White come standard with silver. Optional silver and square handles are available for a small up charge.



**ENCORE**

Pictured w/CoolMesh Pro Collection



**TECHNOLOGY**

Optional Cord Management

↑ **SKU: TYPICAL OS13**  
**TOTAL LIST: \$6,717.00**  
Excludes Seating & Accessories.  
**Overall Dimensions:**  
142"W x 90"D x 65½"H



\*Silver Pulls Standard on Espresso Finish

↑ **SKU: TYPICAL OS14**  
**TOTAL LIST: \$4,161.00**  
Excludes Seating & Accessories.  
**Overall Dimensions:**  
180"W x 71"D x 42"H



\*Black Pulls Standard on Honey Finish

← **SKU: TYPICAL OS15**  
**TOTAL LIST: \$1,950.00**  
Excludes Accessories.  
**Overall Dimensions:**  
71"W x 83"D x 29½"H

**TYPICAL OS13**

MODEL #	QTY	DESCRIPTION	W x D x H	LIST PRICE
PLTVEC66R	1	Vector Table Top	66 x 42 x 1	\$505.00
PLTLEGPSI	2	Post Leg	2½ Dia x 28½	\$100.00 ea.
PLTAP15485S	1	Acrylic Modesty Panel	48 x ¼ x 15	\$215.00
PLTSDTMSI	1	Screen Bracket (Set of 2)		\$57.00
PL143	1	Credenza Shell	71 x 24 x 29½	\$389.00
PL166	1	Deluxe Full Pedestal - B/B/F	15½ x 22 x 28½	\$459.00
PL144OH	1	Open Hutch	71 x 15 x 36	\$559.00
PL44LD	2	Laminate Hutch Doors	17¾ x ½ x 15¾	\$52.00 ea.
PL118	1	Tack Board (Gray Fabric)	68¾ x ½ x 16½	\$195.00
PL112	2	Two Drawer Lateral File	35½ x 22 x 29½	\$819.00 ea.
PL152	2	Storage Cabinet	35½ x 22 x 36	\$689.00 ea.
PL152SGD	2	Silver Frame Glass Cabinet Doors	16½ x ½ x 36	\$509.00 ea.

**TYPICAL OS14**

MODEL #	QTY	DESCRIPTION	W x D x H	LIST PRICE
PLTVEC66R	2	Vector Table Top	66 x 42 x 1	\$505.00 ea.
PLTLEGPSI	4	Post Leg	2½ Dia x 28½	\$100.00 ea.
PLTAP15485S	2	Acrylic Modesty Panel	48 x ¼ x 15	\$215.00 ea.
PLTSDTMSI	2	Screen Bracket (Set of 2)		\$57.00 ea.
PL143	2	Credenza Shell	71 x 24 x 29½	\$389.00 ea.
PL166	2	Deluxe Full Pedestal - B/B/F	15½ x 22 x 28½	\$459.00 ea.
PB21271ACR	1	Acrylic Panel	71 x ¾ x 12	\$287.00
PBP12	2	Posts	1¾ x 1¾ x 11¾	\$112.00 ea.

**TYPICAL OS15**

MODEL #	QTY	DESCRIPTION	W x D x H	LIST PRICE
PLTARC71R	1	Arc Table w/Modesty Panel - Rt	71 x 48 x 29½	\$968.00
PL192	1	Reversible Return	35 x 24 x 29½	\$245.00
PL166	1	Deluxe Full Pedestal - B/B/F	15½ x 22 x 28½	\$459.00
PLTLEGPSI	2	Post Leg	2½ Dia x 28½	\$100.00 ea.
PLPULLHLNI	3	Silver Drawer Pulls		\$26.00 ea.



← **SKU: TYPICAL OS17**  
**TOTAL LIST: \$3,099.00**  
*Excludes Seating & Accessories.*  
**Overall Dimensions:**  
107"W x 71"D x 65½"H

TYPICAL OS17				
MODEL #	QTY	DESCRIPTION	W x D x H	LIST PRICE
PLTARC71L	1	Arc Table w/Modesty Panel - Lt	71 x 48 x 29½	\$968.00
PLTLEGPBLK	2	Post Leg	2½ Dia x 28½	\$100.00 ea.
PL193	1	Bridge	35 x 24 x 29½	\$225.00
PL143	1	Credenza Shell	71 x 24 x 29½	\$389.00
PL166	1	Deluxe Full Pedestal - B/B/F	15½ x 22 x 28½	\$459.00
PL144OH	1	Open Hutch	71 x 15 x 36	\$559.00
PL44LD	2	Laminate Hutch Doors	17¾ x ½ x 15¾	\$52.00 ea.
PL118	1	Tack Board (Gray Fabric)	68% x ½ x 16½	\$195.00



← **SKU: TYPICAL OS70**  
**TOTAL LIST: \$4,162.00**  
*Excludes Accessories.*

TYPICAL OS70				
MODEL #	QTY	DESCRIPTION	W x D x H	LIST PRICE
PLTCRS71	1	Crescent Table Top	71 x 36 x 1	\$439.00
PLTLEGPSI	4	Post Leg	2½ Dia x 28½	\$100.00 ea.
PLTAP1548S	1	Acrylic Modesty Panel	48 x ¼ x 15	\$215.00
PLTSDTMSI	1	Screen Bracket (Set of 2)		\$57.00
PL143	1	Credenza Shell	71 x 24 x 29½	\$389.00
PL148	1	Mobile Pedestal - B/B/F	16 x 22 x 28½	\$619.00
PL149	1	Mobile Pedestal - F/F	16 x 22 x 28½	\$649.00
PLPULLHLNI	5	Silver Drawer Pulls		\$26.00 ea.
PL144OH	1	Open Hutch	71 x 15 x 36	\$559.00
PL44SGD	2	Silver Frame Glass Doors	17 x ¾ x 15¾	\$255.00 ea.
PL118	1	Tack Board (Gray Fabric)	68% x ½ x 16½	\$195.00

\*Black Pulls Standard on Maple Finish



\*Black Pulls Standard on Maple Finish




TYPICAL OS52				
MODEL #	QTY	DESCRIPTION	W x D x H	LIST PRICE
PLTCRS71	1	Crescent Table Top	71 x 36 x 1	\$439.00
PLTLEGPSI	4	Post Leg	2½ Dia x 28½	\$100.00 ea.
PL112	1	Two Drawer Lateral File	35½ x 22 x 29½	\$819.00
PL113	1	Storage Cabinet	35½ x 22 x 29½	\$479.00
PL110	1	Top To Create Credenza	71 x 22 x 1	\$225.00
PL144OH	1	Open Hutch	71 x 15 x 36	\$559.00
PL44SGD	2	Silver Frame Glass Doors	17 x ¾ x 15¾	\$255.00 ea.
PL118	1	Tack Board (Gray Fabric)	68% x ½ x 16½	\$195.00
PLPULLHLNI	4	Silver Drawer Pulls		\$26.00 ea.

↑ **SKU: TYPICAL OS52**  
**TOTAL LIST: \$3,730.00**  
*Excludes Accessories.*

↑ **SKU: TYPICAL OS18**  
**TOTAL LIST: \$3,089.00**  
*Excludes Seating & Accessories.*  
**Overall Dimensions:**  
90"W x 71"D x 65½"H

TYPICAL OS18				
MODEL #	QTY	DESCRIPTION	W x D x H	LIST PRICE
PLTVEC66R	1	Vector Table Top	66 x 42 x 1	\$505.00
PLTLEGPSI	2	Post Leg	2½ Dia x 28½	\$100.00 ea.
PL143	1	Credenza Shell	71 x 24 x 29½	\$389.00
PL166	1	Deluxe Full Pedestal - B/B/F	15½ x 22 x 28½	\$459.00
PL144OH	1	Open Hutch	71 x 15 x 36	\$559.00
PL44SGD	2	Silver Frame Glass Doors	17 x ¾ x 15¾	\$255.00 ea.
PL118	1	Tack Board (Gray Fabric)	68% x ½ x 16½	\$195.00
PLTAP1548S	1	Acrylic Modesty Panel	48 x ¼ x 15	\$215.00
PLTSDTMSI	1	Screen Bracket (Set of 2)		\$57.00

**OS LAMINATE ENCORE - FINISHES IN STOCK:**



Drawer Pulls - Cherry, Mahogany, Honey, and Maple, come standard with black pulls, while Espresso, Modern Walnut, Coastal Gray and White come standard with silver. Optional silver and square handles are available for a small up charge.

# DESIGN YOUR OWN WITH OfficeSource®



Pictured w/Torrance Collection

## Variant COLLECTION by OfficeSource®

The Variant Collection by OfficeSource® boasts sleek, stylish components that promote diversity, simplicity and functional modularity. All leg options come standard with adjustable glides.

The Variant Collection coordinates well with OS Laminate Collection by OfficeSource® storage units, mounted hutches, privacy panels, upholstered seat cushions, surface mount electrics and cable management trays.

### WORKSURFACES - 3 SHAPES, 18 SIZES & 8 FINISHES




RECTANGULAR/RETURN

PORKCHOP

120 DEGREE

#### VARIANT - FINISHES IN STOCK:



Cherry Mahogany Modern Walnut Espresso Coastal Gray Honey Maple \*White (Select SKUs)

### LEGS - 3 METAL LEG OPTIONS



UNITE STYLE LEG

ARC STYLE LEG


OBLIQUE STYLE LEG

UNITE STYLE LEG BASES...  
TWO HEIGHTS -  
28½ & 41"H

HEIGHT - 28½

HEIGHT - 28½

#### Unite Stacked In:



Silver White New! Matte Black (28½" Only) ★

#### Arc Stacked In:

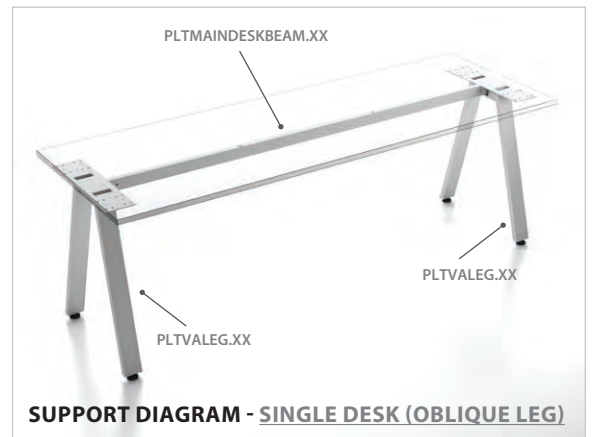
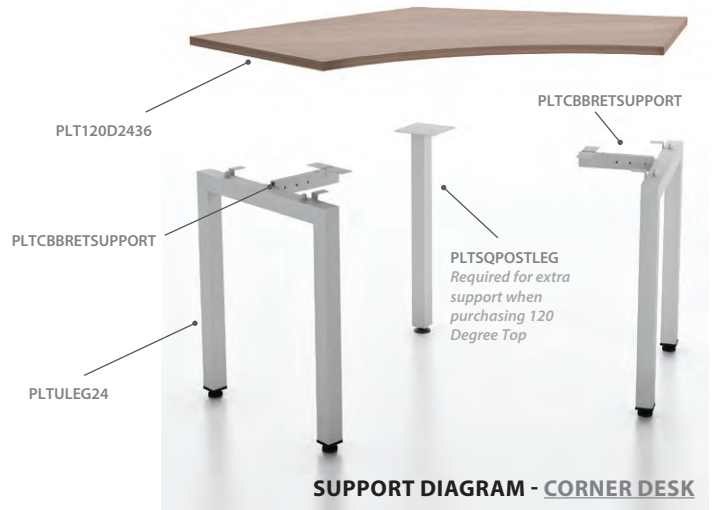


White

#### Oblique Stacked In:



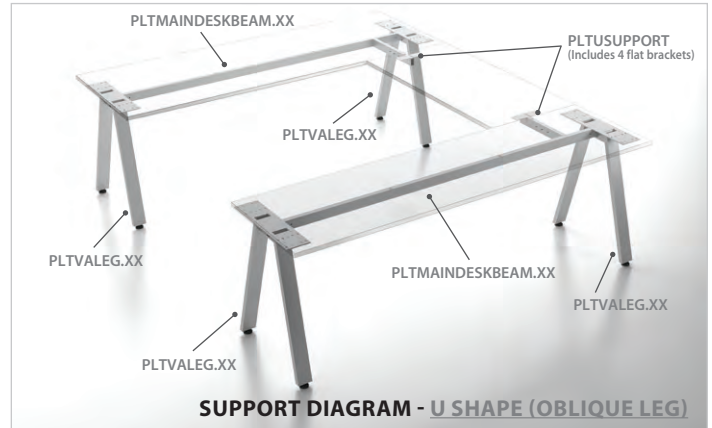
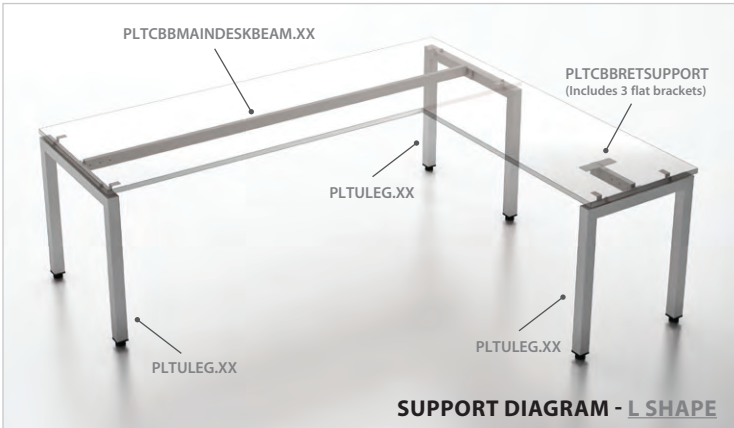
Silver White





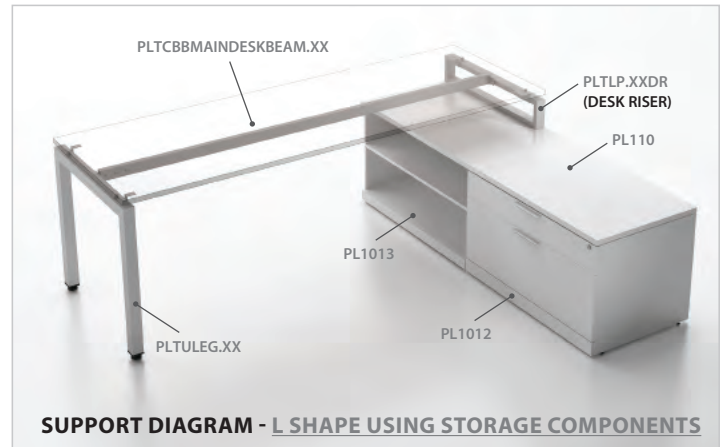
**TOPS, LEGS and/or SUPPORTS**  
Sold separately creating  
flexible, modular  
workstation options.

Pictured w/**NEW!** Remark Collection



**DESK RISER ALLOWS THE USE OF MODULAR STORAGE UNITS TO SUPPORT THE WORKSURFACE.**

Lateral Files, Bookcases and Metal Benching Cabinets  
can all be used to support tops using the Desk Riser.



This selection guide is designed to walk you through the steps of specifying your workspace and inspire ideas for how the Variant Collection by OfficeSource® can meet your specific needs. Worksurfaces are available in 3 shapes and 8 laminate finishes.

FIRST - SELECT A WORKSURFACE




FIRST - SELECT A WORKSURFACE & SUPPORTS

SELECT WORKSURFACE (Top) Shape & Finish

1. Rectangular Desk Top, Return Top, Porkchop Top, 120 Degree Top
2. Size of Each Top
3. **Finishes In Stock:** Cherry, Mahogany, Honey, Maple, Espresso, Modern Walnut, Coastal Gray, & White\*



SELECT SUPPORTS & HARDWARE



SELECT SUPPORTS & HARDWARE

1. Select correct Main Desk Beam depending on use of either the Unite, Arc or Oblique Leg.
  - (A) - Main beams are ordered by using the coordinating beam length to top size for example a 66" top will require a 66" main beam
2. All tops using either (2) Legs or (1) Leg and (1) Unite Desk Riser will require (1) Main Beam
3. When using a Return, a Return Beam is needed for Top sizes 60", 66" & 72"
  - (A) - Use a PLTRETSUPPORT for smaller tops 36", 42" & 48"
  - (B) - Configurations using a Bridge require (1) PLTUSUPPORT
  - (C) - When using porkchop top with return, the return beam must be 12" longer than the return top due to the extended corner.

**Please Note:** Some configurations may require a stiffener bar (PLT60MS or PLT72MS) for additional support. Please consult our design department with any questions.



SECOND - SELECT LEG TYPE



SECOND - SELECT A LEG TYPE

SELECT LEG TYPE

1. 3 Leg Bases To Choose From – (Unite, Arc & Oblique Leg)
  2. Freestanding tables require 2 legs
  3. Configurations using low cabinets require (1) Leg and (1) Desk Riser
  4. "Shared" or "Benching" configurations will require less legs
- Please Note:** Desk Riser required when using modular storage for support.



# Variant COLLECTION by OfficeSource®

## HOW TO ORDER

**SEVERAL OPTIONS** - The Variant Collection by OfficeSource® offers mounted hutches, privacy panels, upholstered seat cushions, surface mount electrics and a cable management tray. From classic offices to open concept layouts, the endless possibilities enhance creativity and productivity in the workplace.

### THIRD - ADDITIONAL STORAGE & ACCESSORIES

**3**

- Lateral File w/Optional Top Cushion
- Metal File w/Sofa Leg Base
- Wardrobe Unit
- Metal Pedestal
- Laminate Pedestal w/Optional Top Cushion
- Paper Slot Organizer Used as Option with Standing Height Base
- Top Surface Mountable Power
- Under Surface Mountable Power
- Hardwired Modular Electric Systems

### THIRD - ADDITIONAL STORAGE & ACCESSORIES

#### CONSIDER STORAGE OPTIONS & ACCESSORIES

- Below Surface/Tower Options Low Cabinets**
  - Cushion can be added to lower cabinets
- Pedestals**
  - Metal
  - Laminate
  - Cushion can be added to pedestals
- Towers**
  - PL207
  - PL166/1052/1053
  - PL175/1052/1053
- Paper Slot Organizer**
  - Add to Top of Pedestal for Extra Storage & Support for Standing Height Leg.
- Hardwired Power Modular Electric Systems**
- Desktop Mounted Power Table Top**
  - OSF6000SI
- Under Surface Mount**
  - OSF5000BLK
- Wire Management**
  - Plastic Wire Management Coil



### FOURTH - ABOVE WORKSURFACE STORAGE

**4**

**HUTCH DOORS**

*Please Note: Wall Mount Open Hutch Also Available*

### FOURTH - ABOVE WORKSURFACE STORAGE

#### CONSIDER OPEN HUTCHES W/OPTIONAL DOORS

- Two Open Hutches - (36" & 71" Wide)
    - (A) Choose support height
  - Three Wall Mount Hutches (31", 36½" & 71") No Supports
  - Door Options for Open and Wall Mount Hutches
- Please Note:** *Optional hutch doors available - four to choose from.*



Open Hutch (Supports Required)  
PL1008OH



Wall Mount Open Hutch (Doors Sold Separately)  
PL2090H

### FIFTH - CONSIDER ACRYLIC OR TACKABLE SCREENS

**5**

PLTSDTMSI Single Surface Mount Screen Bracket

Acrylic Screen Modesty Panel

Tackable Privacy Screen

PLTSBUDMSGLSI Single Surface Mount Screen Bracket

### FIFTH - CONSIDER ACRYLIC OR TACKABLE SCREENS

#### CONSIDER MODESTY AND PRIVACY SCREENS

- Screens can be used in front of, between or under work surfaces
  - Please select the correct bracket for the desired mounting type
- Please Note:** *Brackets come in silver only. Must order 1 set for each Acrylic/Tackable Screen.*



Surface Mount  
PLTSDTMSI



Surface Mount  
PLTSBUDMSGLSI



Dual Surface Mount  
PLTSBUDMDUALSI



**UNITE & POST STYLE BASES**

**1 CHOOSE WORK SURFACE STYLE, SIZE & SHAPE - MANY TO CHOOSE FROM**

MAIN DESK TOPS	LIST PRICE	ADD BEAMS	LIST PRICE
PLT2436 36"W x 24"D	\$205.00	+ PLTCBBDESKBEAM36	\$141.00
PLT2448 48"W x 24"D	\$235.00	+ PLTCBBDESKBEAM48	\$151.00
PLT2460 60"W x 24"D	\$265.00	+ PLTCBBDESKBEAM60	\$168.00
PLT2466 66"W x 24"D	\$289.00	+ PLTCBBDESKBEAM66	\$182.00
PLT2472 72"W x 24"D	\$289.00	+ PLTCBBDESKBEAM72	\$192.00
PLT3048 48"W x 30"D	\$255.00	+ PLTCBBDESKBEAM48	\$151.00
PLT3060 60"W x 30"D	\$319.00	+ PLTCBBDESKBEAM60	\$168.00
PLT3066 66"W x 30"D	\$339.00	+ PLTCBBDESKBEAM66	\$182.00
PLT3072 72"W x 30"D	\$339.00	+ PLTCBBDESKBEAM72	\$192.00
PLT3672 72"W x 36"D	\$409.00	+ PLTCBBDESKBEAM72	\$192.00

PORKCHOP CRENZENZA TOPS	LIST PRICE	ADD BEAMS	LIST PRICE
PLT663624L 66"W x 24-36"D	\$399.00	+ PLTCBBDESKBEAM66	\$182.00
PLT663624R 66"W x 24-36"D	\$399.00	+ PLTCBBDESKBEAM66	\$182.00
PLT723624L 72"W x 24-36"D	\$519.00	+ PLTCBBDESKBEAM72	\$192.00
PLT723624R 72"W x 24-36"D	\$519.00	+ PLTCBBDESKBEAM72	\$192.00

\*Maximum return size is 60" on Porkchop Tops

RETURN TOPS (36"-48" WIDE)	LIST PRICE	ADD BEAMS	LIST PRICE
PLT2436 36"W x 24"D	\$205.00	+ PLTCBBRETSUPPORT	\$101.00
PLT2442 42"W x 24"D	\$225.00	+ PLTCBBRETSUPPORT	\$101.00
PLT2448 48"W x 24"D	\$235.00	+ PLTCBBRETSUPPORT	\$101.00


  

(60"-72" WIDE)	LIST PRICE	ADD BEAMS	LIST PRICE
PLT2460 60"W x 24"D	\$265.00	+ PLTCBBRETURNBEAM60	\$205.00
PLT2466 66"W x 24"D	\$289.00	+ PLTCBBRETURNBEAM66	\$215.00
PLT2472 72"W x 24"D	\$289.00	+ PLTCBBRETURNBEAM72	\$225.00

120 DEGREE TOP	LIST PRICE	ADD BEAMS	LIST PRICE
PLT120D2436 62 1/4"W x 38 3/4"D	\$409.00	+ PLTCBBRETSUPPORT	\$101.00

Q SHAPE TOP	LIST PRICE	BULLET TOPS	LIST PRICE
PLT106T 72"W x 30/36"D	\$379.00	PLT131T 66"W x 30"D	\$309.00
		PLT147T 72"W x 36"D	\$379.00



STIFFENERS	LIST PRICE
PLT60MS (For 60"W Tops)	\$40.00
PLT72MS (For 72"W Tops)	\$50.00

Stiffener is a beam used to prevent aging of table tops.

**2 CHOOSE BASE STYLE - UNITE (TWO HEIGHT OPTIONS!) & POST STYLE**

UNITE LEG BASES - 28 1/2" H	LIST PRICE	UNITE LEG BASES - 41" H	LIST PRICE
PLTULEG24 (For 24"D Tops)	\$225.00	PLTULEG2441 (For 24"D Tops)	\$259.00
PLTULEG30 (For 30"D Tops)	\$235.00	PLTULEG3041 (For 30"D Tops)	\$265.00
PLTULEG36 (For 36"D Tops)	\$319.00	PLTULEG3641 (For 36"D Tops)	\$349.00
PLTULEG48 (For (2) 24"D Tops)	\$339.00	PLTULEG4841 (For (2) 24"D Tops)	\$379.00
PLTULEG60 (For (2) 30"D Tops)	\$359.00	PLTULEG6041 (For (2) 30"D Tops)	\$409.00

Finishes In Stock: Silver, White & **NEW!** Matte Black

DESK RISER	LIST PRICE
PLTLP24DR (For 24"D Tops)	\$123.00
PLTLP30DR (For 30"D Tops)	\$145.00

Finishes In Stock: Silver, White & **NEW!** Matte Black

OFFSET SQUARE LEG	LIST PRICE
PLTSQPOSTLEG	\$175.00

Finishes In Stock: Silver, White & **NEW!** Matte Black

**★ NEW!**

UNITE ADJUSTABLE HEIGHT LEG BASES	LIST PRICE
24 - 28 1/2" H	
PLTULEG2485H (For 24"D Tops)	\$249.00
PLTULEG3085H (For 30"D Tops)	\$299.00

Finishes In Stock: Silver, White & Matte Black

**NEED MORE LEG ROOM?**

**HALF LEG - 28 1/2" H**  
PLTULEGHALF  
List: \$185.00

*Ideal for shared single depth work surfaces. Allows more leg room. (For 24" or 30"D Tops)*

Stocked In: Silver, White & **NEW!** Matte Black

**INSET LEGS** are ideal for shared double depth work surfaces. Allows more leg room. (For 24" or 30"D Tops)

**INSET LEG - 28 1/2" H**  
PLTULEG4860ILCMB  
• Includes wire management cover  
List: \$509.00  
Stocked In: Silver, White & **NEW!** Matte Black

**INSET LEG - 41" H**  
PLTULEG4860ILMB41  
List: \$409.00

**INSET LEG COVER**  
(FOR 41" H LEG)  
PLTULEG4860C41  
List: \$225.00

**★ NEW!** SEE PAGE 56

**METAL SIDE PANEL**  
(Mounts inside U legs)

★ Gold Stars Indicate Product New for 2019.

**ARC, VERTEX & OBLIQUE BASES**



**1 CHOOSE WORK SURFACE STYLE, SIZE & SHAPE - MANY TO CHOOSE FROM**



(1)



PLT663624R & PLT723624R



(1)

MAIN DESK TOPS	LIST PRICE	ADD BEAMS	LIST PRICE
PLT2436 36"W x 24"D	\$205.00	+ PLTMAINDESKBEAM36	\$61.00
PLT2448 48"W x 24"D	\$235.00	+ PLTMAINDESKBEAM48	\$71.00
PLT2460 60"W x 24"D	\$265.00	+ PLTMAINDESKBEAM60	\$88.00
PLT2466 66"W x 24"D	\$289.00	+ PLTMAINDESKBEAM66	\$102.00
PLT2472 72"W x 24"D	\$289.00	+ PLTMAINDESKBEAM72	\$112.00
PLT3048 48"W x 30"D	\$255.00	+ PLTMAINDESKBEAM48	\$71.00
PLT3060 60"W x 30"D	\$319.00	+ PLTMAINDESKBEAM60	\$88.00
PLT3066 66"W x 30"D	\$339.00	+ PLTMAINDESKBEAM66	\$102.00
PLT3072 72"W x 30"D	\$339.00	+ PLTMAINDESKBEAM72	\$112.00
PLT3672 72"W x 30"D	\$409.00	+ PLTMAINDESKBEAM72	\$112.00

PORKCHOP CRENZENZA TOPS	ADD BEAMS	LIST PRICE
PLT663624L 66"W x 24-36"D	+ PLTMAINDESKBEAM66	\$102.00
PLT663624R 66"W x 24-36"D	+ PLTMAINDESKBEAM66	\$102.00
PLT723624L 72"W x 24-36"D	+ PLTMAINDESKBEAM72	\$112.00
PLT723624R 72"W x 24-36"D	+ PLTMAINDESKBEAM72	\$112.00

\*Maximum return size is 60" on Porkchop Tops



120 DEGREE TOP	LIST PRICE
PLT120D2436 62¼"W x 38¾"D	\$409.00



(2)


ADD BEAMS	LIST PRICE
+ PLTRETSSUPPORT	\$61.00



Q SHAPE TOP	LIST PRICE
PLT106T 72"W x 30/36"D	\$379.00

BULLET TOPS	LIST PRICE
PLT131T 66"W x 30"D	\$309.00
PLT147T 72"W x 36"D	\$379.00

**VARIANT - FINISHES IN STOCK:**



RETURN TOPS (36"-48" WIDE)	LIST PRICE	ADD BEAMS	LIST PRICE
PLT2436 36"W x 24"D	\$205.00	+ PLTRETSSUPPORT	\$61.00
PLT2442 42"W x 24"D	\$225.00	+ PLTRETSSUPPORT	\$61.00
PLT2448 48"W x 24"D	\$235.00	+ PLTRETSSUPPORT	\$61.00

(60"-72" WIDE)	LIST PRICE	ADD BEAMS	LIST PRICE
PLT2460 60"W x 24"D	\$265.00	+ PLTRETURNBEAM60	\$165.00
PLT2466 66"W x 24"D	\$289.00	+ PLTRETURNBEAM66	\$175.00
PLT2472 72"W x 24"D	\$289.00	+ PLTRETURNBEAM72	\$185.00

STIFFENERS	LIST PRICE
PLT60MS (For 60"W Tops)	\$40.00
PLT72MS (For 72"W Tops)	\$50.00

Stiffener is a beam used to prevent aging of table tops.

**NEED MORE LEG ROOM?**

**HALF LEG - 28½"H**  
PLTULEGHALF  
List: \$185.00  
*Ideal for shared single depth work surfaces. Allows more leg room. (For 24" or 30"D Tops)*  
Stocked In: Silver, White & **NEW!** Matte Black ★

*INSET LEGS are ideal for shared double depth work surfaces. Allows more leg room. (For 24" or 30"D Tops)*

**INSET LEG - 28½"H**  
PLTULEG4860ILCMB  
• Includes wire management cover  
List: \$509.00  
Stocked In: Silver, White & **NEW!** Matte Black ★  
*Removeable Wire Management Cover*

**INSET LEG - 41"H**  
PLTULEG4860ILMB41  
List: \$409.00

**INSET LEG COVER**  
(FOR 41"H LEG)  
PLTULEG4860C41  
List: \$225.00

41"H Leg & Cover  
Stocked In: Silver

**2 CHOOSE BASE STYLE - ARC, VERTEX & OBLIQUE STYLE**



ARC LEG BASES - 28½"H	LIST PRICE	OBLIQUE LEG BASES - 28½"H	LIST PRICE
PLTARCLEG2430 (For 24"D & 30" Tops)	\$199.00	PLTVALEG2430 (For 24"D & 30" Tops)	\$195.00
PLTARCLEG4860 (For 48"D & 60" Tops)	\$210.00	PLTVALEG3642 (For 36"D & 42" Tops)	\$255.00
PLTMBMBC (Pair) Beam Connector (For PLTARCLEG4860)	\$50.00	PLTVALEG4860 (For 48"D & 60" Tops)	\$299.00
<b>VERTEX LEG</b> PLTWML \$205.00 (Silver, White, & <b>NEW!</b> Matte Black) ★		<b>U-SUPPORT BRACKET (PAIR) 4 FLAT BRACKETS</b> PLTUSUPPORT \$112.00	

**OFFSET SQUARE LEG**



DESK RISER	LIST PRICE
PLTLP24DR (For 24"D Tops)	\$123.00
PLTLP30DR (For 30"D Tops)	\$145.00

Desk Riser used when using modular storage for support.

Finishes In Stock: Silver, White & **NEW!** Matte Black ★

OFFSET SQUARE LEG	LIST PRICE
PLTSQPOSTLEG	\$175.00

Finishes In Stock: Silver, White & Matte Black

**3 CONSIDER ADDITIONAL STORAGE**



Lateral w/Top Cushion


**TWO DRAWER LATERAL FILE**  
**PL112** (w/Removable Top)  
35½"W x 22"D x 29½"H \$819.00



**2 DRAWER PERSONAL CABINET**  
**PL1012\***  
35½"W x 22"D x 22"H \$899.00



**OPEN BOOKCASE**  
**PL1013\***  
35½"W x 22"D x 22"H \$409.00  
\*PL1012 & PL1013 - Top not included, requires PL109 or PL110.



Lime Green Fabric

**TOP CUSHION**  
**CUSH2136** \$269.00  
(For PL112, PL1012 & PL1013)  
\*\*CUSH2136 Requires PL109 or PL110



**FILE/CREDENZA TOPS - 22"D**  
**PL109** File Top - 35½"W \$165.00  
**PL110** Credenza Top - 71"W \$225.00

**Laminate Finishes In Stock:**  
Cherry, Mahogany, Honey, Maple, Espresso, Modern Walnut, Coastal Gray & White\*

**Top Cushion Upholsteries In Stock:**  
Celestial Blue, Lime Green & Dark Gray



Some items in this collection come ready-to-assemble.



Gold Stars Indicate Product New for 2019.



#830BF w/Casters

**TWO DRAWER METAL CABINETS**  
**830BF** 2 Drawer File  
30"W x 19"D x 20"-23"H \$819.00  
**836BF** 2 Drawer File  
36"W x 19"D x 20"-23"H \$899.00



#83000 w/Sofa Legs

**OPEN METAL BOOKCASE**  
**83000** Bookcase w/Shelf  
30"W x 19"D x 20"-23"H \$559.00  
**83600** Bookcase w/Shelf  
36"W x 19"D x 20"-23"H \$619.00

**CHOOSE YOUR CABINET BASE STYLE**

**METAL CABINET BASE OPTIONS**  
**83CASTERS** Heavy Duty Casters (Set of 4) \$100.00  
**83SL** Sofa Legs (Set of 4) \$60.00

**Metal Cabinets Finishes In Stock:**  
Silver & White



**METAL PEDESTALS LIST PRICE**  
**CPSBFF** (Box/Box/File) 15"W x 22"D x 26¾"H \$449.00  
**CPSFF** (File/File) 15"W x 22"D x 26¾"H \$449.00

**OPTIONAL CASTERS**  
**CPPCASTERS** \$40.00  
Pedestals w/Casters (27"H)



**MOBILE METAL PEDESTAL**  
**CPSBF** (Box/File) - Casters Included  
15"W x 22"D x 22¼"H \$399.00

**PEDESTAL TOP CUSHION**  
**CUSH1522** (For CPS Peds) \$133.00

**COMBINED STORAGE  
ADDED CABINET TO PEDESTAL**



#PL1053 (PL166/PL175 Required)



#PL1052 (PL166/PL175 Required)



★ **NEW!**

#PL1066 (Mounts on top of pedestal forming support for Standing Height Leg.)



Mobile Laminate Pedestal w/Top Cushion

**MOBILE LAMINATE PEDESTAL**  
**PL1007** (Box/File) - Casters Included  
16"W x 22½"D x 22½"H \$509.00

**PEDESTAL TOP CUSHION**  
**CUSH1623** (For PL1007) \$143.00



**OPEN CABINET LIST PRICE**  
**PL1053** (For PL166, PL175)  
16"W x 22½"D x 20¾"H \$309.00

**DOOR CABINET LIST PRICE**  
**PL1052** (For PL166, PL175)  
16"W x 22½"D x 20¾"H \$389.00 (Reversible)




**PAPER TRAY LIST PRICE**  
★ **PL1066** (For PL166, PL175)  
16"W x 22½"D x 11½"H \$215.00 (2 Paper Slots)

**Laminate Finishes In Stock:**  
Cherry, Mahogany, Honey, Maple, Espresso, Modern Walnut, Coastal Gray & White\*

**Top Cushion Upholsteries In Stock:**  
Celestial Blue, Lime Green & Dark Gray.

**Metal Pedestals Finishes In Stock:**  
Black, Charcoal, Light Gray, Silver & White.  
**CPSBF** (White & Silver Only).


**FINISHES IN STOCK:**



**METAL FINISHES IN STOCK:**



**CUSHION UPHOLSTERIES IN STOCK:**



**SEE STORAGE SECTION SECTION FOR OPTIONAL DRAWER PULLS**



**4** CONSIDER ABOVE WORKSPACE STORAGE

STORAGE OPTIONS

→ **WALL MOUNTED OPEN HUTCH**



Open Hutch Pictured w/Optional Silver Framed Glass Doors



Open Hutch



Open Hutch Pictured w/Optional Laminate Doors

**OPEN HUTCH - WALL MOUNT**

- 15"D x 17"H

**LIST PRICE**

**PL209OH\*** - 31"W

\$339.00

\*Doors Not Included

**OPEN HUTCH - WALL MOUNT**

- 15"D x 17"H

**LIST PRICE**

**PL208OH\*** - 36½"W

\$369.00

\*Doors Not Included

**OPEN HUTCH - WALL MOUNT**

- 15"D x 17"H

**LIST PRICE**

**PL2044OH\*** - 71"W

\$619.00

\*Doors Not Included

→ **OPEN HUTCH & SUPPORTS** - (SUPPORTS REQUIRED)



**OPEN HUTCH LIST PRICE**

**PL1044OH\*** Doors Not Included 71"W x 15"D x 16½"H \$629.00

**PL1008OH\*** Doors Not Included 36½"W x 15"D x 16½"H \$379.00

\*Requires PLTLPHS

**Please Note:** PL1044OH & PL1008OH are not compatible with the sliding glass doors.



**HUTCH SUPPORTS LIST PRICE**

**PLTLPHS27** 27"H (pair) \$279.00

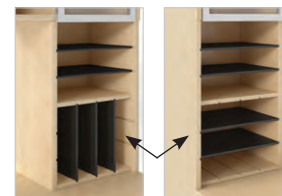
**PLTLPHS20** 20"H (pair) \$235.00

*Sold & priced as pair*

**PLTLP27HSGSLIDE\*** (Set of 2) \$20.00

**Hutch Supports Colors In Stock:** Silver, White & **NEW!** Matte Black ★

\*Raises the height of the PLTLPHS27 to be flush with a desk top. Allows PL1044OH to become desk mounted for use in benching.



Adjustable black shelves can be placed vertical or horizontal.

**SUPPORT - VERTICAL HUTCH ORGANIZER**

**PL1022VHO**

18¼"W x 13¾"-14¾"D x 27½"H

- 1 Fixed Shelf (Finish matched)
- + 5 Adjustable Shelves (Black)
- Adj. Shelves can be inserted horizontally or vertically.

List: \$329.00 (For PL1044OH Only)

→ **OPTIONAL HUTCH DOORS**



**OPTIONAL LAMINATE FRAMED GLASS DOORS**

Set of 2

**LIST PRICE**

**PL44GLDRL** - (See Below) \$155.00



**OPTIONAL LAMINATE DOORS**

Set of 2

**LIST PRICE**

**PL41LD** - (For PL209) \$50.00

**PL44LD** - (See Below) \$52.00



**OPTIONAL SILVER FRAMED GLASS DOORS**

Set of 2

**LIST PRICE**

**PL41SGD** - (For PL209) \$255.00

**PL44SGD** - (See Below) \$255.00



**OPTIONAL SLIDING GLASS DOORS**

(2 Door Span)

**LIST PRICE**

**PL44SLIDESGD** \$175.00

**PL44RAILSI**

- (Rails For PL144OH/PL2044OH) \$102.00

**PLO8RAILSI**

- (Rails For PL208OH) \$69.00

**Please Note:** PL1044OH & PL1008OH are not compatible with the sliding glass doors.

**OPTIONAL LOCK**



**NEW! HUTCH DOOR LOCK**

**PLLDLOCK** ★

List: \$39.00 ea.

**Finishes In Stock:**

**SI Silver & BLK Black**


★ Gold Stars Indicate Product New for 2019.

**Please Note:** All SKUs beginning with **PL44** above are (For PL144OH, PL1044OH, PL1008OH & PL208OH, PL2044OH)

**FABRIC SCREEN - TACKABLE**  
(Desktop Mountable)



**ACRYLIC SCREEN**  
(Top or Under Mountable)



**5 CONSIDER OPTIONAL ACRYLIC, TACKABLE PRIVACY SCREENS, METAL SIDE PANELS & ACCESSORIES**


**ACRYLIC SCREENS** - ¼"D x 15"H

MODEL #	SIZE	LIST PRICE
PLTAP1524S	24" Wide	\$165.00
PLTAP1530S	30" Wide	\$165.00
PLTAP1536S	36" Wide	\$175.00
PLTAP1542S	42" Wide	\$200.00
PLTAP1548S	48" Wide	\$215.00
PLTAP1554S	54" Wide	\$235.00
PLTAP1566S	66" Wide	\$245.00

**FABRIC SCREENS** - ½"D x 15"H

MODEL #	SIZE	LIST PRICE
PLTFP1524	24" Wide	\$115.00
PLTFP1530	30" Wide	\$115.00
PLTFP1536	36" Wide	\$125.00
PLTFP1548	48" Wide	\$165.00
PLTFP1554	54" Wide	\$185.00
PLTFP1566	66" Wide	\$205.00

**FABRIC SCREENS - UPHOLSTERIES IN STOCK:**



**METAL SIDE PANEL**  
(Mounts inside U legs)  
\*Leg sold separately

**METAL SIDE PANEL** - ¾"D x 25"H  
(For U Style Leg Bases)

MODEL #	SIZE	LIST PRICE
PLTULEGFMPEPP24 ★	24" - 19¼"W	\$119.00
PLTULEGFMPEPP30 ★	30" - 25¼"W	\$139.00
PLTULEGFMPEPP48 ★	48" - 43½"W	\$249.00
PLTULEGFMPEPP60 ★	60" - 55¾"W	\$279.00

**ACRYLIC SCREEN BRACKETS**



PLTSBUDMSGLSI

**UNDER DESK MOUNT SCREEN BRACKET**

**PLTSBUDMSGLSI** (Set of 2) \$67.00  
Brackets mount on to 1" work surfaces when screens are installed as a desk divider. Brackets can also be mounted to the underside of the work surface when using a screen as a modesty panel. Requires worksurface overhang.



PLTSBUDMDUALSI

**DUAL UNDER DESK MOUNT SCREEN BRACKET**

**PLTSBUDMDUALSI** (Set of 2) \$87.00  
Brackets mount between two back to back 1" work surfaces when screens are installed as a desk divider between the two work surface. Brackets attach with wood screws to the underside of the workstation. Requires worksurface overhang.



PLTSDTMSI

**DESK MOUNT SCREEN BRACKET**

**PLTSDTMSI** (Set of 2) \$57.00  
Brackets mount directly to the top of the work surface when screens are installed as a desk divider. Brackets can also mount to the underside of the work surface when screens are being used as a modesty panel.  
**Please Note:** Brackets come in Silver Only. Must order 1 set for each Acrylic Screen

**METAL SIDE PANELS FINISHES IN STOCK:**



**Ready to Assemble**

Some items in this collection come ready-to-assemble.

★ Gold Stars Indicate Product New for 2019.

**MISCELLANEOUS ACCESSORIES**



**WIRE TRAYS**

**PLTWTDOUBLE18** (Black Only)  
18" Double Wire Mesh Tray \$92.00

**PLTWTSSINGLE18** (Black Only)  
18" Single Wire Mesh Tray \$61.00

**TROUGH**


**PLTPC18** (Black Only)  
18" Power Trough w/Cover \$60.00

**CABLE MANAGEMENT**

★ **CMS04** Rectangular Snake (Black Only)  
18"L x 1¾"Dia \$80.00

★ **CMS05** Coil Snake (Black Only)  
18"L x 1¾"Dia \$60.00

**CMS03SI** Spine (Silver Only)  
30" Flexible Cord Concealer \$62.00  
**Please Note:** CMS05 & CMS03SI not pictured.



**POWER MODULES**

**DESK MOUNT POWER**

**OSF9500** (White) ★ \$299.00  
2 UL Power Outlets, 2 USB Ports  
Able to be Daisy Chained. Comes w/3 Mounts



**UNDER TABLE POWER MODULE**  
**OSF5000BLK** (Black) \$185.00  
3 Outlets, 2 Dual USB Port  
Able to be Daisy Chained

**SEE ACCESSORIES SECTION FOR COMPLETE LIST!**



Pictured w/CoolMesh Pro Collection

**Variant COLLECTION**  
by OfficeSource®



↑ **TYPICAL OS156** ★  
**TOTAL LIST: \$3,897.00**  
*Excludes Seating & Accessories.*  
**Overall Dimensions: 180"W x 24"D x 42"H**

TYPICAL OS156				
MODEL #	QTY	DESCRIPTION	W x D x H	LIST PRICE
PL166	3	Deluxe Full Pedestal - B/B/F	15½ x 22 x 28½	\$459.00 ea.
PL1066	3	2 Slot Paper Tray	16 x 22½ x 11½	\$215.00 ea.
PLTULEG2441	3	Unite Leg Base - 41"H	24 x 11⅝ x 41	\$259.00 ea.
PLT2460	3	Return Top	60 x 24 x 1	\$265.00 ea.
PLTCBBRETSUPPORT	3	Return Support Bracket		\$101.00 ea.


TYPICAL OS131				
MODEL #	QTY	DESCRIPTION	W x D x H	LIST PRICE
PLT3072	1	Main Desk Top	72 x 30 x 1	\$339.00
PLT72MS	1	Stiffener Support	60¼ x 2¼ x 1	\$50.00
PLTULEG30	1	Unite Leg	29½ x 1¼ x 28½	\$235.00
PLTWML	1	Vertex Leg (Silver)	8 x 21 x 28½	\$205.00
PLT2472	1	Return Desk Top	72 x 24 x 1	\$289.00
PLT60MS	1	Stiffener Support	48 x 2¼ x 1	\$40.00
PLTRETSSUPPORT	1	Desk Support Bracket		\$61.00
PLTCBBRETSUPPORT	1	Return Support Bracket		\$101.00
PLTLP24DR	1	Desk Riser	24"Dia x 6½	\$123.00
PL1012	1	Two Drawer Personal Cabinet	35½ x 22 x 22	\$899.00
PL1013	1	Open Bookcase	35½ x 22 x 22	\$409.00
PL110	1	Top (To Create Credenza)	71 x 22 x 1	\$225.00
CUSH2136	1	Top Cushion	35½ x 22 x 1½	\$269.00
PL2044OH	1	Wall Mount - Open Hutch	71 x 15 x 17	\$619.00
PL44SGD	2	Silver Framed Glass Doors	17 x ¾ x 15¾	\$255.00 ea.

↑ **TYPICAL OS131**  
**TOTAL LIST: \$4,374.00**  
*Excludes Seating & Accessories.*  
**Overall Dimensions:**  
72"W x 102"D x 29½"H\*  
*\*Height does not include hutch.*



Optional Desk Mount Power

**TOP CUSHIONS - UPHOLSTERIES IN STOCK:**



Celestial Blue

Lime Green

Dark Gray

**Unite Leg - 41"H**  
Color In Stock: Silver

**Vertex Colors In Stock:**  
Silver, White, Black

**Desk Risers Colors In Stock:**  
Silver, White

**VARIANT - FINISHES IN STOCK:**



Cherry

Espresso

Mahogany

Honey

Maple

Modern Walnut

Coastal Gray

White\*  
(Selected SKUs)

★ Gold Stars Indicate Product New for 2019.



Pictured w/Franklin & Integrate Collections

↑ **TYPICAL OS157** ★  
**TOTAL LIST: \$10,966.00**  
 Excludes Seating & Accessories.  
**Overall Dimensions:** 144"W x 142"D x 45"H  
 (Does not include Hutch)

## Variant COLLECTION

by OfficeSource®



↑ **TYPICAL OS158** ★  
**TOTAL LIST: \$7,626.00**  
 Excludes Seating & Accessories.  
**Overall Dimensions:** 142"W x 48"D x 42"H  
 (Quad Station Only)

★ Gold Stars Indicate Product New for 2019.

↓ **TYPICAL OS140**  
**TOTAL LIST: \$3,232.00**  
 Excludes Seating & Accessories.  
**Overall Dimensions:** 60"W x 60"D x 29½"H




TYPICAL OS157				
MODEL #	QTY	DESCRIPTION	W x D x H	LIST PRICE
PL1012	4	Two Drawer Personal Cabinet	35½ x 22 x 22	\$899.00 ea.
PL1013	4	Open Bookcase	35½ x 22 x 22	\$409.00 ea.
PL110	4	Credenza Top	71 x 22 x 1	\$225.00 ea.
CUSH2136	4	Top Cushion	35½ x 22 x 1½	\$269.00 ea.
PLTLP24DR	4	Desk Riser	24"Dia x 6½	\$123.00 ea.
PLT2472	4	Return Desk Top	72 x 24 x 1	\$289.00 ea.
PLTULEG48	2	Unite Leg	48 x 1½ x 28½	\$339.00 ea.
PLTCBBDESKBEAM72	4	Top Support Beam	67½ x 2 x 1	\$192.00 ea.
PLTSBUDMDUALSI	2 Pairs	Dual Mount Screen Bracket	5¼ x 1¾ x 3¾	\$87.00 ea.
PLTAP1566S	2	Acrylic Screen	66 x ¼ x 15	\$245.00 ea.

TYPICAL OS158				
MODEL #	QTY	DESCRIPTION	W x D x H	LIST PRICE
PL113	1	Storage Cabinet	35½ x 22 x 29½	\$479.00
PL112	2	Two Drawer Lateral File	35½ x 22 x 29½	\$819.00 ea.
PL109	3	File/Credenza Top	35½ x 22	\$165.00 ea.
PL166	4	Deluxe Full Pedestal - B/B/F	15½ x 22 x 28½	\$459.00 ea.
PL1066	4	2 Slot Paper Tray	16 x 22½ x 11½	\$215.00 ea.
PLT2472	4	Return Desk Top	72 x 24 x 1	\$289.00 ea.
PLTULEG4841	2	Unite Leg Base - 41"H		\$379.00 ea.
PLTCBBRETSUPPORT	4	Return Bracket		\$101.00 ea.

TYPICAL OS140				
MODEL #	QTY	DESCRIPTION	W x D x H	LIST PRICE
PLT3060	2	Rectangular Top	60 x 30 x 1	\$319.00 ea.
PLTCBBDESKBEAM60	2	Top Support Beam	2 x 55 x 1	\$168.00 ea.
PLTULEG60	2	Unite Leg	60"Dia x 28½	\$359.00 ea.
PLTAP1554S	1	Acrylic Screen	54 x ¼ x 15	\$235.00
PLTSBUDMDUALSI	1	Dual Mount Screen Bracket (Set of 2)	5¼ x 1¾ x 3¾	\$87.00
SS3221BLK	2	Pneumatic Desk Riser	31½ x 21½ x 8-16	\$609.00 ea.

**VARIANT - FINISHES IN STOCK:**



**Unite Leg Colors In Stock:** Silver, White & **NEW!** Matte Black ★  
**Unite Leg - 41"H - Color In Stock:** Silver

**ADDED ACCESSORIES!**  
PICTURED WITH **NEW!** DESKTOP  
POWER MODULE & **NEW!** WIRE  
MANAGEMENT SLEEVE!



Pictured w/**NEW!** Viking Collection

**Variant COLLECTION** by OfficeSource®

**NEW!**  
FINISH

**MATTE BLACK BASE OPTION!**  
28-1/2"H Bases Only

↑ **TYPICAL OS143**  
**TOTAL LIST: \$7,440.00**  
*Excludes Seating & Accessories.*  
**Overall Dimensions:** 203"W x 72"D x 65½"H



↑ **TYPICAL OS78**  
**TOTAL LIST: \$14,101.00**  
*Excludes Seating & Accessories.*  
**Overall Dimensions:** 216"W x 145"D x 46"H



↑ **SKU: TYPICAL OS159** ★  
**TOTAL LIST: \$9,278.00**  
*Excludes Seating & Accessories.*  
**Overall Dimensions:** 150"W x 78"D x 45"H

**TYPICAL OS143**

MODEL #	QTY	DESCRIPTION	W x D x H	LIST PRICE
PLT3072	2	Main Desk Top	72 x 30 x 1	\$339.00 ea.
PLTULEG30	4	Unite Leg	29½ x 1¼ x 28½	\$235.00 ea.
PLTCBBDESKBEAM72	2	Top Support Beam	67¼ x 2 x 1	\$192.00 ea.
PLT2448	2	Return Top	48 x 24 x 1	\$235.00 ea.
PLTULEG24	2	Unite Leg	23¼ x 1¼ x 28½	\$225.00 ea.
PLTCBBRETSUPPORT	2	Return Support Bracket	43¼ x 2 x 1	\$101.00 ea.
PL207	2	Wardrobe Storage Unit	23¼ x 23¼ x 65½	\$1,649.00 ea.
PL1007	2	Mobile Pedestal - B/F	16 x 22½ x 22½	\$509.00 ea.

**TYPICAL OS78**

MODEL #	QTY	DESCRIPTION	W x D x H	LIST PRICE
PLT2472	6	Main Desk Top	72 x 24 x 1	\$289.00 ea.
PLTULEG48	2	Unite Leg	48 x 1¼ x 28½	\$339.00 ea.
PLTULEG4860ILCMB	2	Unite Inset Leg	35 x 10½ x 28½	\$509.00 ea.
PLTCBBDESKBEAM72	6	Top Support Beam	67¼ x 2 x 1	\$192.00 ea.
PL1044OH	6	Open Hutch	71 x 15 x 16½	\$629.00 ea.
PLTLPHS27	3	Hutch Supports (Pair)	14 x 2 x 27	\$279.00 ea.
PLTLP27HSGSLIDE	6	Glides (Set of 2)		\$20.00 ea.
PL1007	6	Mobile Pedestal - B/F	16 x 22½ x 22½	\$509.00 ea.
CUSH1623	6	Top Cushion	15¼ x 22¼ x 1½	\$143.00 ea.
PLTFP1566	3	Fabric Screen	66 x ½ x 15	\$205.00 ea.
PLTSBUDMDUALSI	3	Dual Mount Screen Bracket (Set of 2)	5¼ x 1¼ x 3¼	\$87.00 ea.

**TYPICAL OS159**

MODEL #	QTY	DESCRIPTION	W x D x H	LIST PRICE
PLT120D24366	6	120 Degree Top	62¼ x 38¾ x 1	\$409.00 ea.
PLTULEG48	4	Unite Leg	48 x 1¼ x 28½	\$339.00 ea.
PLTSQPOSTLEG	4	Offset Square Legs	2 x 2 x 28½	\$175.00 ea.
PLTCBBRETSUPPORT	8	Return Support Bracket		\$101.00 ea.
PLTFP1536	6	Fabric Screen	36 x ½ x 15	\$125.00 ea.
PLTSBUDMDUALSI	6	Dual Mount Screen Bracket (Set of 2)	5¼ x 1¼ x 3¼	\$87.00 ea.
PL1007	4	Mobile Pedestal - B/F	16 x 22½ x 22½	\$509.00 ea.
CUSH1623	4	Top Cushion	15¼ x 22¼ x 1½	\$143.00 ea.
PLTFB	4	Flat Brackets		\$20.00 ea.

★ Gold Stars Indicate  
Product New for 2019.



**Variant COLLECTION**  
by OfficeSource® Pictured w/CoolMesh Pro Collection

↑ **TYPICAL OS104**  
**TOTAL LIST: \$11,241.00**  
Excludes Seating & Accessories.  
**Overall Dimensions:** 216"W x 71"D x 50½"H




↑ **TYPICAL OS46**  
**TOTAL LIST: \$6,424.00**  
Excludes Seating & Accessories.  
**Overall Dimensions:** 174"W x 72"D x 49"H



↑ **SKU: TYPICAL OS160** ★  
**TOTAL LIST: \$8,320.00**  
Excludes Seating & Accessories.  
**Overall Dimensions:** 144"W x 144"D x 45"H

★ Gold Stars Indicate Product New for 2019.

**VARIANT - FINISHES IN STOCK:**



TYPICAL OS104				
MODEL #	QTY	DESCRIPTION	W x D x H	LIST PRICE
PLT2472	3	Main Desk Top	72 x 24 x 1	\$289.00 ea.
PLTULEG24	3	Unite Leg	23½ x 1½ x 28½	\$225.00 ea.
PLTCBBDESKBEAM72	3	Top Support Beam	67½ x 2 x 1	\$192.00 ea.
OSF6000SI	3	Table Mountable Power Module		\$155.00 ea.
PL1053	3	Open Cabinet	16 x 22½ x 20%	\$309.00 ea.
PLTLP24DR	3	Desk Riser	23½ x 6½ x 2	\$123.00 ea.
PL1007	3	Mobile Pedestal - B/F	16 x 22½ x 22½	\$509.00 ea.
CUSH1623	3	Top Cushion	15½ x 22½ x 1½	\$143.00 ea.
PL1012	3	2 Drwr Personal Cabinet	35½ x 22 x 22	\$899.00 ea.
PL1013	3	Open Bookcase	35½ x 22 x 22	\$409.00 ea.
PL110	3	Credenza Top	71 x 22 x 1	\$225.00 ea.
CUSH2136	3	Top Cushion	35½ x 22 x 1½	\$269.00 ea.

TYPICAL OS46				
MODEL #	QTY	DESCRIPTION	W x D x H	LIST PRICE
PLT3072	2	Main Desk Top	72 x 30 x 1	\$339.00 ea.
PLTULEG30	2	Unite Leg	29½ x 1½ x 28½	\$235.00 ea.
PLTLP30DR	2	Desk Riser	29½ x 6½ x 2	\$145.00 ea.
PL1012	2	2 Drwr Personal Cabinet	35½ x 22 x 22	\$899.00 ea.
PL1013	2	Open Bookcase	35½ x 22 x 22	\$409.00 ea.
PL110	2	Credenza Top	71 x 22 x 1	\$225.00 ea.
PL166	2	Deluxe Full Pedestal - B/B/F	15½ x 22 x 28½	\$459.00 ea.
PL1053	2	Open Cabinet	16 x 22½ x 20%	\$309.00 ea.
PLTCBBDESKBEAM72	2	Top Support Beam	67½ x 2 x 1	\$192.00 ea.

TYPICAL OS160				
MODEL #	QTY	DESCRIPTION	W x D x H	LIST PRICE
PLT2472	4	Main Desk Top	72 x 24 x 1	\$289.00 ea.
PLT2448	4	Return Top	48 x 24 x 1	\$235.00 ea.
PLTULEG48	4	Unite Leg	48 x 1½ x 28½	\$339.00 ea.
PLTULEGFMEPP48	4	Metal Side Panel	43¾ x ¾ x 25	\$249.00 ea.
PL1007	4	Mobile Pedestal - B/F	16 x 22½ x 22½	\$509.00 ea.
PLTAP1566S	2	Acrylic Screen	66 x ¼ x 15	\$245.00 ea.
PLTSBUDMDUALSI	2	Dual Mount Screen Bracket (Set of 2)	5¾ x 1¾ x 3¾	\$87.00 ea.
PLTCBBDESKBEAM72	4	Top Support Beam	67½ x 2 x 1	\$192.00 ea.
PLTCBBRETSUPPORT	4	Return Support Bracket	43¾ x 2 x 1	\$101.00 ea.

**Unite Leg & Metal Side Panels Colors In Stock:** Silver, White & **NEW!** Black  
**Unite Leg - 41"H - Color In Stock:** Silver  
**Hutch Supports Colors In Stock:** Silver, White & **NEW!** Black



**Variant COLLECTION** by OfficeSource® Pictured w/Elroy Collection

↑ **TYPICAL OS161** ★  
**TOTAL LIST: \$6,559.00**  
 Excludes Seating & Accessories.  
**Overall Dimensions:**  
 107"W x 92"D x 65½"H



**TECHNOLOGY**

↑ **TYPICAL OS162** ★  
**TOTAL LIST: \$4,345.00**  
 Excludes Accessories.

Optional Monitor Stand

TYPICAL OS161				
MODEL #	QTY	DESCRIPTION	W x D x H	LIST PRICE
PLT3072	1	Main Desk Top	72 x 30 x 1	\$339.00
PLTCBBDESKBEAM72	1	Top Support Beam	67½ x 2 x 1	\$192.00
PLTULEG30	1	Unite Leg	29½ x 1½ x 28½	\$235.00
PLTLP30DR	1	Desk Riser	29½ x 6½ x 2	\$145.00
PL110	1	Credenza Top	71 x 22 x 1	\$225.00
PL1012	1	2 Drwr Personal Cabinet	35½ x 22 x 22	\$899.00
PL1013	1	Open Bookcase	35½ x 22 x 22	\$409.00
PL150	2	Personal Storage Cabinet	18 x 24 x 65½	\$875.00 ea.
PL150151SGD	2	Glass Storage Cabinet Doors	18 x ½ x 65½	\$309.00 ea.
PL1044OH	1	Open Hutch	71 x 15 x 17	\$629.00
PL44SGD	2	Silver Framed Glass Doors	17 x ¾ x 15¾	\$255.00 ea.
PL1022VHO	1	Support - Vertical Hutch Organizer	18¼ x 14¾ x 29½	\$329.00
PLTLPHS27	1	Hutch Supports (Pair)	14 x 2 x 27	\$279.00

TYPICAL OS162				
MODEL #	QTY	DESCRIPTION	W x D x H	LIST PRICE
PLTULEG30	2	Unite Leg	29½ x 1½ x 28½	\$235.00 ea.
PLT3072	1	Main Desk Top	72 x 30 x 1	\$339.00
PLTCBBDESKBEAM72	1	Top Support Beam	67½ x 2 x 1	\$192.00
PL175	1	Deluxe Full Pedestal - F/F	15½ x 22 x 28½	\$469.00
PL112	1	Two Drawer Lateral File	35½ x 22 x 29½	\$819.00
PL126	1	Corner Hutch w/Laminate Doors	42 x 15 x 36	\$889.00
PL134	1	Corner Desk Shell	42 x 42 x 29½	\$509.00
PL145	2	Reversible Return	47 x 24 x 29½	\$329.00 ea.

TYPICAL OS65				
MODEL #	QTY	DESCRIPTION	W x D x H	LIST PRICE
PLT3072	1	Main Desk Top	72 x 30 x 1	\$339.00
PLT2448	1	Return Top	48 x 24 x 1	\$235.00
PLTULEG30	2	Unite Leg	29½ x 1½ x 28½	\$235.00 ea.
PLTULEG24	1	Unite Leg	23½ x 1½ x 28½	\$225.00
PLTCBBDESKBEAM72	1	Top Support Beam	67½ x 2 x 1	\$192.00
PLTCBBRETSUPPORT	1	Return Support Bracket		\$101.00
CPSBBF	2	Metal Pedestal - B/B/F	15 x 22 x 26¾	\$449.00 ea.
PL208OH	2	Open Hutch	36½ x 15 x 16½	\$369.00 ea.
PL44SGD	2	Silver Framed Glass Doors	17 x ¾ x 15¾	\$255.00 ea.

★ Gold Stars Indicate Product New for 2019.



← **TYPICAL OS65**  
**TOTAL LIST: \$3,708.00**  
 Excludes Seating & Accessories.  
**Overall Dimensions:**  
 72"W x 78"D x 29½"H



**TYPICAL CONFIGURATIONS**



Pictured w/CoolMesh Basic Collection

← **TYPICAL OS163** ★  
**TOTAL LIST: \$13,734.00**  
Excludes Seating & Accessories.  
**Overall Dimensions:**  
216"W x 131"D x 45"H

**TYPICAL OS163**

MODEL #	QTY	DESCRIPTION	W x D x H	LIST PRICE
PL109	6	File/Credenza Top	35½ x 22	\$165.00 ea.
PL1012	6	2 Drwr Personal Cabinet	35½ x 22 x 22	\$899.00 ea.
CUSH2136	6	Top Cushion	35½ x 22 x 1½	\$269.00 ea.
PLTVALEG4860	6	Oblique Leg Base	43½ x 5 x 28½	\$299.00 ea.
PLBE3072	6	Rectangular Beveled Top	72 x 30 x 1½	\$409.00 ea.
PLTMAINDESKBEAM66	6	Desk Support Beam	61¼ x 2 x 1	\$102.00 ea.
PLTAP1554S	3	Acrylic Screen	54 x ¼ x 15	\$235.00 ea.
PLTSDTMSI	3	Screen Bracket (Set of 2)		\$57.00 ea.

Your Choice of  
**8 DESIGNER TOP FINISHES!**

**Oblique Leg Colors In Stock:**  
Silver & White  
**Hutch Supports & Desk Risers Colors In Stock:**  
Silver, White & **NEW!** Matte Black

**TYPICAL OS133**

MODEL #	QTY	DESCRIPTION	W x D x H	LIST PRICE
PLT3072	1	Main Desk Top	72 x 30 x 1	\$339.00
PLTVALEG2430	2	Oblique Leg Base	23¼ x 5 x 28½	\$195.00 ea.
PLTLP30DR	1	Desk Riser	29½ x 6½ x 2	\$145.00
PLTMAINDESKBEAM72	2	Desk Support Beam	67¼ x 2 x 1	\$112.00 ea.
CMS03SI	1	Spine Cord Management	5 x 2½ x 30	\$62.00
PL1013	3	Open Bookcase	35½ x 22 x 22	\$409.00 ea.
PLT2472	1	Main Desk Top	72 x 24 x 1	\$289.00
PLTLP24DR	1	Desk Riser	23¾ x 6½ x 2	\$123.00
PL1044OH	1	Open Hutch	71 x 15 x 17	\$629.00
PL445GD	2	Silver Framed Glass Doors	17 x ¾ x 15¾	\$255.00 ea.
PLTLPHS27	1	Hutch Supports (Pair)	14 x 2 x 27	\$279.00
PL152	2	Storage Cabinet	35½ x 22 x 37¼	\$689.00 ea.
PL152SGD	1	Silver Frame Glass Cabinet Doors	16½ x ½ x 36	\$509.00
PL1007	1	Mobile Pedestal - B/F	16 x 22½ x 22½	\$509.00
PL109	3	File/Credenza Top	35½ x 22	\$165.00 ea.

← **TYPICAL OS133**  
**TOTAL LIST: \$7,108.00**  
Excludes Accessories.  
**Overall Dimensions:**  
107½"W x 106½"D x 65½"H



★ Gold Stars Indicate  
Product New for 2019.



**TYPICAL OS134**  
**TOTAL LIST: \$34,914.00**



*Excludes Seating & Accessories.*

*Overall Dimensions: 260"W x 214"D x 65½"H*  
*Based on 48" walkways*

**Variant COLLECTION**  
by OfficeSource® *Pictured w/Franklin Collection*

**TYPICAL OS134**

MODEL #	QTY	DESCRIPTION	W x D x H	LIST PRICE
PL152	16	Storage Cabinet	35½ x 22 x 37¼	\$689.00 ea.
PL152SGD	8	Silver Frame Glass Cabinet Doors	16½ x ½ x 36	\$509.00 ea.
PL110	8	Credenza Top	71 x 22 x 1	\$225.00 ea.
PLPULLRSI	48	Rectangular Pulls	1 x 7 x 1	\$30.00 ea.
PL144OH	4	Open Hutch	72 x 15 x 36	\$559.00 ea.
GBM1769WH	4	Magnetic Glass White Board	69 x ½ x 17	\$309.00 ea.
PL44SLIDESGD	8	Sliding Glass Doors	18 x ½ x 16	\$175.00 ea.
PL44RAILSI	4	Rails for PL44SLIDESGD	69 x ½ x 1	\$102.00 ea.
PL1007	8	Mobile Pedestal - B/F	16 x 22½ x 22½	\$509.00 ea.
CMS03SI	8	Spine Cord Management	5 x 2½ x 30	\$62.00 ea.
PLTVALEG4860	6	Oblique Leg Base	43½ x 5 x 28½	\$299.00 ea.
PLTMAINDESKBEAM72	8	Desk Support Beam	67¼ x 2 x 1	\$112.00 ea.
PLT3072	8	Main Desk Top	72 x 30 x 1	\$339.00 ea.
PLTSBUDMDUALSI	4	Dual Mount Screen Bracket (Set of 2)	5¾ x 1¾ x 3¾	\$87.00 ea.
PLTAP1566S	4	Acrylic Screen	66 x ¼ x 15	\$245.00 ea.

**TYPICAL OS135**

MODEL #	QTY	DESCRIPTION	W x D x H	LIST PRICE
PLT3672	1	Main Desk Top	72 x 36 x 1	\$409.00
PLTVALEG3642	2	Oblique Leg Base	35 x 5 x 28½	\$255.00 ea.
PLTMAINDESKBEAM72	1	Desk Support Beam	67¼ x 2 x 1	\$112.00
PLTAP1566S	1	Acrylic Screen	66 x ¼ x 15	\$245.00
PLTSDTMSI	1	Screen Bracket (Set of 2)		\$57.00
PLT2472	1	Main Desk Top	72 x 24 x 1	\$289.00
PLTVALEG2430	2	Oblique Leg Base	23¼ x 5 x 28½	\$195.00 ea.
PLTRETSUPPORT	2	Desk Support Bracket		\$61.00 ea.
PL149	2	Mobile Pedestal - F/F	16 x 22 x 28½	\$649.00 ea.
PL207	1	Wardrobe Storage Unit	23¼ x 23¾ x 65½	\$1,649.00
PL2044OH	1	Wall Mount - Open Hutch	71 x 15 x 17	\$619.00
PL44LD	1	Laminate Doors (Sets of 2)	17¾ x ½ x 15¾	\$52.00
CMS03SI	1	Spine Cord Management	5 x 2½ x 30	\$62.00




**TYPICAL OS135**  
**TOTAL LIST: \$5,814.00**

*Excludes Seating & Accessories.*

*Overall Dimensions: 95¼"W x 108"D x 65½"H*

**VARIANT - FINISHES  
IN STOCK:**





Pictured w/CoolMesh Pro Collection

DESIGN YOUR OWN  
WITH OfficeSource®

*StandUp* **STANDING DESKS**  
by OfficeSource®


**AVOID THE HARMFUL  
LONG-TERM EFFECTS  
OF TOO MUCH SITTING...**

Health authorities recommend changing posture from a sitting to standing position throughout the day to avoid the harmful long-term effects of too much sitting.

OfficeSource® **StandUp Standing Desk Collection** desks are easy, quick and quiet to operate and offer the optimal vertical range to accommodate people of all sizes.



LAMINATE TOPS - FINISHES IN STOCK:



**ADJUSTABLE HEIGHT  
RANGES:**

- Deluxe Electric - 24-50"
- Electric Corner - 24-50"
- Pneumatic Gas Lift - 26-39½"
- Crank Lift - 26-42½"



**EIGHT BASE  
OPTIONS**

+

**SIX TOP  
SHAPES**

+

**SEVERAL  
TOP SIZES**

+

**8 TOP  
FINISHES**

**CONFIGURE YOUR WAY!**

CUSTOM BUILD YOUR STANDING WORKSTATION BY COMBINING TABLE TOPS AND BASES!



**ELECTRIC BASES**

GOOD • BETTER • BEST

**Good** - Basic Electric (Single Motor, 2 Stage, 175 lb Capacity)

**Better\*** - Electric Base (Dual Motor, 3 Stage, 265 lb Capacity)

**Best** - Deluxe Electric Base (Dual Motor, 3 Stage, 350 lbs, Deluxe Remote)

\*Includes Deluxe Remote & Gyro Sensor (Auto Safety Stop)

STANDING DESKS

**1 CHOOSE ADJUSTABLE HEIGHT BASE - 8 TO CHOOSE FROM**

1. Basic Electric - Standard
2. Electric - Standard
3. Deluxe Electric - Standard
4. Deluxe Corner Electric - Standard
5. Single Post Leg - Standard
6. Crank Lift
7. Pneumatic Gas Lift w/Casters
8. Laminate Deluxe Casing


**2 CHOOSE A TOP STYLE - 6 TO CHOOSE FROM IN VARIOUS SIZES**

1. Rectangular - Square
2. Rectangular - Beveled Edge
3. Porkchop Top w/Return Top (Combined Creates "L" Workstation)
4. 120 Degree Worksurface
5. Peninsula
6. Q Shape



**Metal Base Finishes In Stock:** Silver  
**Please Note:** Basic Electric Silver & White

**Laminate Base Finishes In Stock:** Cherry, Mahogany, Honey, Maple, Espresso, Modern Walnut, Coastal Gray & White\*



**Laminate Deluxe Casing!**  
 For Executive Offices or  
 When You Would Like to Hide  
 StandUp Base Frame.



**Interested in an Electric Style Base?**  
**Upgrade With Our Deluxe Programmable Remote!**

Available in Two Widths - 66" & 72"  
 Deluxe Electric Base Included.

**1 CHOOSE BASE STYLE - EIGHT TO CHOOSE FROM**

**EIGHT BASE  
OPTIONS**



**GOOD  
BASIC  
ELECTRIC**



*Deluxe Remote & Gyro Sensor with Automatic Safety Stop Included*

**BETTER  
REGULAR  
ELECTRIC**



**BEST  
DELUXE  
ELECTRIC**



**LAMINATE DESK CASINGS**  
*Deluxe Electric Base Included*



**DELUXE  
CORNER  
ELECTRIC**

*Deluxe Remote & Gyro Sensor with Automatic Safety Stop Included*



**SINGLE  
POST  
ELECTRIC**



**PNEUMATIC LIFT**  
*Casters Included*



**CRANK  
LIFT**

**BASIC ELECTRIC BASE**

**SKU: PLTEAB4872BUDWF24**

(For 24"D tops)

**SKU: PLTEAB4872BUDWF30**

(For 30"D tops)

- Accommodates 48"w to 72"w table tops
- 1 Motor, 2 stage leg
- Standard remote, non-programmable
- Adjustable height range: 26¼" - 46½"h
- Weight capacity: 175 lbs

List \$1,344.00

**REGULAR ELECTRIC BASE** ★

**SKU: PLTEAB4872MEDWF24**

(For 24"D tops)

**SKU: PLTEAB4872MEDWF30**

(For 30"D tops)

- Accommodates 48"w to 72"w table tops
- 2 Motor, 3 stage leg
- Includes Deluxe Remote & Gyro Sensor
- Adjustable height range: 24½" - 50"h
- Weight capacity: 265 lbs

List \$1,599.00

**DELUXE ELECTRIC BASE**

**SKU: PLTDEAB7248WF24**

(For 24"D tops)

**SKU: PLTDEAB7248WF30**

(For 30"D tops)

- Accommodates 48"w to 72"w table tops
- 2 Motor, 3 stage leg
- Standard remote, non-programmable
- Adjustable height range: 25" - 50½"h
- Speed: 1.4" Per second; gear driven motor
- Weight capacity: 350 lbs

List \$1,854.00

**BASE COLORS IN STOCK:**



Silver

**LAMINATE DESK CASINGS**

(Includes Deluxe Electric Adjustable Base & Top.)

**SKU: PLTHAT5166**

66"W x 30"D

List \$2,912.00

**SKU: PLTHAT5172**

72"W x 30"D

List \$2,922.00

**ELECTRIC CORNER BASE** ★

**SKU: PLTECAB6078MEDWF**

- Accommodates 60"w to 78"w table tops w/ return tops 36"w to 48"w or 72"W x 78"w corner unit (plt723624 Porkchop table w/plt2442 return)
- 3 Motor, 3 stage leg
- Includes Deluxe Remote & Gyro Sensor
- Adjustable height range: 25" - 50½"h
- Speed: 1.4" Per second; gear driven motor
- Weight capacity: 275 lbs

List \$2,299.00

**SHORTENING KITS - Deluxe Unit Only**

(FOR USE WITH SMALLER TOPS)

**DELUXE ADJ BASE - 36"- 48" WIDE**

**SKU: PLTDESHKIT**

List \$195.00



★ Gold Stars Indicate Product New for 2019.

**ELECTRIC SINGLE POST BASE**

**SKU: PLTECSPPOST**

- Accommodates 120 degree table top & plt tops up to 30" x 42", larger w/ stiffener bar
- Standard remote, non-programmable
- Adj. Height range: 25"-43¾"h
- Weight capacity: 175 lbs

List \$1,229.00

**PNEUMATIC HEIGHT  
BASE W/CASTERS**

- Accommodates 60"w to 72"w table tops

**SKU: PLTPHAB2460WFSI**

(For 24"D tops)

List \$915.00

**SKU: PLTPHAB2472WFSI**

(For 24"D tops)

List \$945.00

**SKU: PLTPHAB3060WFSI**

(For 30"D tops)

List \$925.00

**SKU: PLTPHAB3072WFSI**

(For 30"D tops)

List \$955.00

**CRANK LIFT BASES**

**SKU: PLTCRKB36WF24**

(For 24"D tops)

**SKU: PLTCRKB36WF30**

(For 30"D tops)

- Accommodates 36"w to 48"w table tops

- Adj. Height range: 26¼"-42¾"h

List \$844.00

**SKU: PLTCRKB60WF24**

(For 24"D tops)

**SKU: PLTCRKB60WF30**

(For 30"D tops)

- Accommodates 60"w to 72"w table tops

- Adj. Height range: 26¼"-42¾"h

- Weight capacity: 150 lbs

List \$884.00

**ELECTRIC BASES**

**GOOD • BETTER • BEST**

**Good** - Basic Electric  
(Single Motor, 2 Stage, 175 lb Capacity)

**Better\*** - Electric Base  
(Dual Motor, 3 Stage, 265 lb Capacity)

**Best** - Deluxe Electric Base  
(Dual Motor, 3 Stage, 350 lbs)

\*Includes Deluxe Remote & Gyro Sensor  
(Auto Safety Stop)

**OPTIONAL REMOTE**



**UPGRADE YOUR ELECTRIC TABLE**

(FOR DELUXE & BASIC ONLY)

**DELUXE PROGRAMMABLE REMOTE**

**SKU: PLTDEPRGREMOTE**

List \$100.00

**OPTIONAL CASTERS**



**OPTIONAL CASTERS**

(FOR USE WITH ALL NON-CASTER BASES)

**SKU: 83CASTERS - SET OF 4**

List \$100.00

**2 CHOOSE WORK SURFACE STYLE, SIZE & SHAPE - SEVERAL TO CHOOSE FROM**



**RECTANGULAR TOPS**

MODEL #	SIZE	LIST PRICE
PLT2448	48"W x 24"D	\$235.00
PLT2460	60"W x 24"D	\$265.00
PLT2466	66"W x 24"D	\$289.00
PLT2472	72"W x 24"D	\$289.00
PLT3048	48"W x 30"D	\$255.00
PLT3060	60"W x 30"D	\$319.00
PLT3066	66"W x 30"D	\$339.00
PLT3072	72"W x 30"D	\$339.00
PLT3672	72"W x 36"D	\$409.00



**RECT. BEVELED EDGE TOPS**

MODEL #	SIZE	LIST PRICE
PLBE2460	60"W x 24"D	\$319.00
PLBE2472	72"W x 24"D	\$359.00
PLBE3060	60"W x 30"D	\$379.00
PLBE3072	72"W x 30"D	\$409.00

*Please Note: Rectangular Beveled Edge Tops stocked in Modern Walnut, Espresso & Coastal Gray. Also, not compatible with Crank or Pneumatic style bases.*



**PORKCHOP CRENZENZA TOPS**

MODEL #	SIZE	LIST PRICE
PLT663624L	66"W x 24-36"D	\$399.00
PLT663624R	66"W x 24-36"D	\$399.00
PLT723624L	72"W x 24-36"D	\$519.00
PLT723624R	72"W x 24-36"D	\$519.00

**RECTANGULAR RETURN TOPS**

MODEL #	SIZE	LIST PRICE
PLT2436	36"W x 24"D	\$205.00
PLT2442	42"W x 24"D	\$225.00
PLT2448	48"W x 24"D	\$235.00
PLT2460	60"W x 24"D	\$265.00

*Please Note: Maximum return size is 60" on Porkchop Tops*

**SIX TOP SHAPE OPTIONS**



**BULLET TOPS**

MODEL #	SIZE	LIST PRICE
PLT131T	66"W x 30"D	\$309.00
PLT147T	72"W x 36"D	\$379.00




**Q SHAPE TOP**

MODEL #	SIZE	LIST PRICE
PLT106T	72"W x 30/36"D	\$379.00




**3 CHOOSE FINISH**

**FINISHES IN STOCK:**



**ACCESSORY OPTIONS!**

**COMMON ADDITIONAL ACCESSORIES**  
SEE ACCESSORIES PAGE FOR COMPLETE SELECTION



**BOTTOM OR TOP MOUNT**



**TOP MOUNT & TACKABLE**

**ACRYLIC SCREENS** - 1/4"D x 15"H

MODEL #	SIZE	LIST PRICE
PLTAP1524S	24" Wide	\$165.00
PLTAP1530S	30" Wide	\$165.00
PLTAP1536S	36" Wide	\$175.00
PLTAP1542S	42" Wide	\$200.00
PLTAP1548S	48" Wide	\$215.00
PLTAP1554S	54" Wide	\$235.00
PLTAP1566S	66" Wide	\$245.00

**FABRIC SCREENS** - 1/2"D x 15"H

MODEL #	SIZE	LIST PRICE
PLTFP1524	24" Wide	\$115.00
PLTFP1530	30" Wide	\$115.00
PLTFP1536	36" Wide	\$125.00
PLTFP1548	48" Wide	\$165.00
PLTFP1554	54" Wide	\$185.00
PLTFP1566	66" Wide	\$205.00

**Upholsteries In Stock:**  
Celestial Blue, Lime Green, Dark Gray

**METAL PERFORATED MODESTY PANELS**

- 1 1/2"D x 18"H

MODEL #	SIZE	LIST PRICE
MMP1841	41" Wide	\$109.00
MMP1853	53" Wide	\$129.00
MMP1865	65" Wide	\$149.00

Finishes In Stock: White, Silver & Black



**★ NEW!**

**KEYBOARD ADAPTER FOR STANDUP DESKS**


Allows a standard keyboard to be used by extending it lower for use on a HAT Table or Variant Benching units effectively straddling the center support beams on these products.



**KEYBOARD ADAPTER**  
SKU: OSF6003BLK

- Not compatible with OSF500BLK
- 4 1/2"W x 1 1/4"D x 2"H
- List: \$50.00

**Color In Stock: Black**



**BRACKET W/USB**

**OPTIONAL TOP CUSHION FOR HANGING PEDESTAL**



**OPTIONAL PEDESTAL CASTERS**



**HANGING MINI PEDESTAL**

MODEL #	LIST PRICE
CMPBF ★ Pedestal (Box/File)	
10 1/16"W x 20 1/4"D x 24 1/4"H	\$399.00
CMPHUSB ★ Hanging Bracket w/USB (For CMPBF)	\$159.00
CPPCASTERS Optional Casters Set of 4 - (For CMPBF)	\$40.00
CUSH1019 ★ Optional Top Cushion (For CMPBF)	\$130.00



Some items in this collection come ready-to-assemble.

**CMPBF & CMPHUSB FINISHES IN STOCK:**

BLK Black	SIL Silver	WH White
-----------	------------	----------

**CUSH1019 - Upholsteries In Stock:**  
Celestial Blue, Lime Green, Dark Gray





PLTHAT5172  
USER SIDE

↑ **TYPICAL OS164** ★  
**Total List: \$5,900.00**  
Excludes Seating & Accessories.

TYPICAL OS164				
MODEL #	QTY	DESCRIPTION	W x D x H	LIST PRICE
PLTHAT5172	1	Laminate Desk Casings	73 x 30 x 26¼	\$2,922.00
PLTAP1554S	1	Acrylic Screen Panel	54 x ¼ x 15	\$235.00
PLTSDTMSI	1	Desk Mount Screen Bracket		\$57.00
PL112	1	Two Drawer Lateral File	35½ x 22 x 29½	\$819.00
PL113	1	Storage Cabinet	35½ x 22 x 29½	\$479.00
PL110	1	File/Storage Top	71 x 22 x 1	\$225.00
PL1044OH	1	Open Hutch	71 x 15 x 16½	\$629.00
PL44SGD	1	Silver Frame Glass Doors	17 x ¾ x 15¾	\$255.00
PLTLPHS27	1	Hutch Supports (Pair)	27" High	\$279.00

## StandUp *STANDING DESKS* by OfficeSource®

- **Reduce the Risk of Obesity** - Standing from time-to-time introduces a variety of natural little movements to your day.
- **Reduced Risk of Disease** - Sitting for extended periods contributes to metabolic problems including type 2 diabetes.
- **Less Cardiovascular Disease** - Simply put, sitting all day is bad for the heart.
- **Lowered Cancer Risk** - Recent studies potentially link prolonged sitting with increased breast and colon cancer risks.



**TYPICAL OS165** ★ →  
**Total List: \$4,969.00**  
Excludes Seating & Accessories.  
Desk Dimensions: 72"W x 102"D x 29½"H

TYPICAL OS165				
MODEL #	QTY	DESCRIPTION	W x D x H	LIST PRICE
PL143	1	Credenza Shell	71 x 24 x 29½	\$389.00
PL166	1	Deluxe Full Pedestal - B/B/F	15½ x 22 x 28½	\$459.00
PLTECAB6078MEDWF	1	Deluxe Electric Corner Base	59-75 x 59-75 x 24½-50	\$2,299.00
PLT3072	1	Main Desk Top	72 x 30 x 1	\$339.00
PLT2448	1	Rectangular Return Top	48 x 24 x 1	\$235.00
PL208OH	2	Open Hutch	36½ x 15 x 16½	\$369.00 ea.
PL44SGD	2	Silver Frame Glass Doors	17 x ¾ x 15¾	\$255.00 ea.

★ Gold Stars Indicate  
Product New for 2019.





StandUp

**StandUp** *STANDING DESKS*  
by OfficeSource®

★ Gold Stars Indicate  
Product New for 2019.

**TYPICAL OS166**

MODEL #	QTY	DESCRIPTION	W x D x H	LIST PRICE
PLT2472	5	Rectangular Top	72 x 24 x 1	\$289.00 ea.
PLTEAB4872MEDWF24	5	Regular Electric Base	48-72 x 24-30 x 24½-50	\$1,599.00 ea.
PL1012	5	2 Drwr Personal Cabinet	35½ x 22 x 22	\$899.00 ea.
PL1013	5	Open Bookcase	35½ x 22 x 22	\$409.00 ea.
PL110	5	Top (To Create Credenza)	71 x 22 x 1	\$225.00 ea.
CUSH2136	5	Top Cushion	35½ x 22 x 1½	\$269.00 ea.
PLTAP1566S	5	Acrylic Screen	66 x ¼ x 15	\$245.00 ea.
PLTSBUDMSGLSI	5	Screen Bracket (Set of 2)		\$67.00 ea.
CMS05	5	Spiral Cord Management		\$60.00 ea.

↑ **TYPICAL OS166** ★  
**Total List: \$20,310.00**

Excludes Accessories.  
Overall Dimensions: 216"W x 184"D

← **TYPICAL OS167** ★  
**Total List: \$7,156.00**


Excludes Seating & Accessories.  
Overall Dimensions: 72"W x 131"D x 65½"H



**TYPICAL OS167**

MODEL #	QTY	DESCRIPTION	W x D x H	LIST PRICE
PLT723624R	1	Porkchop Credenza Top (Right)	72 x 24-36 x 1	\$519.00
PLT2436	1	Rectangular Return Top	36 x 24 x 1	\$205.00
PLTECAB6078MEDWF	1	Deluxe Electric Corner Base	59-75 x 59-75 x 24½-50	\$2,299.00
PL1012	1	2 Drwr Personal Cabinet	35½ x 22 x 22	\$899.00
PL109	1	File/Credenza Top	35½ x 22	\$165.00
CUSH2136	1	Top Cushion	35½ x 22 x 1½	\$269.00
PL207	1	Wardrobe Storage Unit	23¼ x 23¼ x 65½	\$1,649.00
PL2080H	2	Open Hutch	36½ x 15 x 16½	\$369.00 ea.
PL44LD	2	Laminate Doors (Sets of 2)	17¾ x ½ x 15¾	\$52.00 ea.
GBM1769WH	1	Magnetic Glass White Board	69 x ½ x 17	\$309.00

**FINISHES IN STOCK:**



**Avoid The Harmful Long-Term  
Effects Of Too Much Sitting...**

**TYPICAL CONFIGURATIONS**

**NEW! METAL PERFORATED MODESTY PANELS!**



**TYPICAL OS168**

MODEL #	QTY	DESCRIPTION	W x D x H	LIST PRICE
PLT3072	8	Rectangular Top	72 x 30 x 1	\$339.00 ea.
PLT2472	8	Rectangular Top	72 x 24 x 1	\$289.00 ea.
PLTEAB4872MEDWF30	5	Regular Electric Base	48-72 x 24-30 x 24½-50	\$1,599.00 ea.
PLTULEG48	5	Unite Leg	48 x 1¾ x 28½	\$339.00 ea.
PLTCBBDDESKBEAM72	8	Add Beam	67¼ x 2 x 1	\$192.00 ea.
PLTAP1566S	12	Acrylic Screen	66 x ¼ x 15	\$245.00 ea.
PLTSBUDMDUALSI	4	Desk Mount Screen Brackets	(Set of 2)	\$87.00 ea.
PLTSBUDMSGLSI	8	Screen Bracket	(Set of 2)	\$67.00 ea.
CPSBF	8	Mobile Metal Pedestal (Box/File)	15 x 22 x 22¼	\$399.00 ea.
CUSH1522	8	Top Cushion	15 x 22 x 1½	\$133.00 ea.
CMS05	8	Spiral Cord Management		\$60.00 ea.
MMP1865	4	Perforated Modesty Panel	65 x 1½ x 18	\$149.00 ea.

*Pictured w/Franklin Collection*

## StandUp **STANDING DESKS** by OfficeSource®

↑ **TYPICAL OS168** ★  
**Total List: \$25,406.00**

*Excludes Seating & Accessories.*  
**Overall Dimensions: 192"W x 288"D**

★ Gold Stars Indicate Product New for 2019.



← **TYPICAL OS82**  
**Total List: \$2,565.00**

*Excludes Seating & Accessories.*  
**Overall Dimensions:**  
60"W x 30"D x 41¼" - 66¾"H

**TYPICAL OS169** ★ →  
**Total List: \$1,180.00**

*Excludes Seating & Accessories.*  
**Overall Dimensions:**  
60"W x 24"D x 27-40½"H

### **REDUCE RISK OF DISEASE**

*Sitting for extended periods contributes to metabolic problems including Type 2 Diabetes.*



**TYPICAL OS82**

MODEL #	QTY	DESCRIPTION	W x D x H	LIST PRICE
PLT3060	1	Rectangular Top	60 x 30 x 1	\$319.00
PLTDEAB7248WF30	1	Deluxe Electrical Base		\$1,854.00
PLTAP1554S	1	Acrylic Screen	54 x ¼ x 15	\$235.00
PLTSDTMSI	1	Screen Bracket (Set of 2)		\$57.00
83CASTERS	1	Heavy Duty Casters (Set of 4)		\$100.00

**TYPICAL OS169**

MODEL #	QTY	DESCRIPTION	W x D x H	LIST PRICE
PLTPHAB2460WFSI	1	Pneumatic Height Base w/Casters		\$915.00
PLT2460	1	Rectangular Top	60 x 24 x 1	\$265.00



**StandUp**  
Standing Desk Collection

*StandUp* **STANDING DESKS**  
by OfficeSource®

**TYPICAL OS174**

MODEL #	QTY	DESCRIPTION	W x D x H	LIST PRICE
PL143	1	Credenza Shell	71 x 24 x 29½	\$389.00
PL114	1	Combo Lateral File - B/B/F/Lat.	31 x 22 x 29½	\$925.00
PL144OH	1	Open Hutch	72 x 15 x 36	\$559.00
PL44SGD	1	Silver Frame Glass Doors	17 x ¾ x 15¾	\$255.00
PL170	1	Bridge	47 x 24 x 29½	\$269.00
PL142	1	Credenza Half Leg	12¾ x 1 x 28	\$69.00
PLTHATS172	1	Laminate Desk Casings	73 x 30 x 26¼	\$2,922.00
PLTAP1554S	1	Acrylic Screen	54 x ¼ x 15	\$235.00
PLTSDTMSI	1	Screen Bracket (Set of 2)	(Set of 2)	\$57.00

★ Gold Stars Indicate Product New for 2019.

↑ **TYPICAL OS174** ★  
**Total List: \$5,680.00**

*Excludes Seating & Accessories.*  
Overall Dimensions:  
73"W x 101"D x 65½"H



← **TYPICAL OS67**  
**Total List: \$9,166.00**

*Excludes Seating & Accessories.*  
Overall Dimensions:  
142"W x 96"D x 65½"H



Optional Monitor Stand

TYPICAL OS67 - (Standing Position)



TYPICAL OS67 - (Sitting Position)

**TYPICAL OS67**

MODEL #	QTY	DESCRIPTION	W x D x H	LIST PRICE
PLTDEAB7248WF24	2	Deluxe Electric Adjustable Base	72 x 24 x 25-50½	\$1,854.00 ea.
PLT2472	2	Main Desk Top	72 x 24 x 1	\$289.00 ea.
PL143	2	Credenza Shell	71 x 24 x 29½	\$389.00 ea.
PL114	2	Combo Lateral File - B/B/F/Lat.	31 x 22 x 29½	\$925.00 ea.
PL144OH	2	Open Hutch	72 x 15 x 36	\$559.00 ea.
PL44SGD	2	Silver Framed Glass Doors	17 x ¾ x 15¾	\$255.00 ea.
PLTAP1566S	2	Acrylic Screen	66 x ¼ x 15	\$245.00 ea.
PLTSDUDMSGLSI	2	Screen Bracket (Set of 2)		\$67.00 ea.



Avoid The Harmful Long-Term Effects Of Too Much Sitting...

**1 CHOOSE BASE SIZE - THREE TO CHOOSE FROM**

**DUAL HAT BENCHING BASE**

**PLTDUALDEAB2448** - (24"D)

**PLTDUALDEAB3048** - (30"D)

(for 48"W tops)

- Accommodates 48"w table tops
- 2 Units, 3 stage leg
- 4 Motor, 3 stage leg
- Standard remote, non-programmable
- Adjustable height range: 26¾" - 46½"h

List \$3,998.00

**DUAL HAT BENCHING BASE**

**PLTDUALDEAB2460** - (24"D)

**PLTDUALDEAB3060** - (30"D)

(for 60"W tops)

- Accommodates 60"w table tops
- 2 Units, 3 stage leg
- 4 Motor, 3 stage leg
- Standard remote, non-programmable
- Adjustable height range: 26¾" - 46½"h

List \$4,048.00

**DUAL HAT BENCHING BASE**

**PLTDUALDEAB2472** - (24"D)

**PLTDUALDEAB3072** - (30"D)

(for 72"W tops)

- Accommodates 72"w table tops
- 2 Units, 3 stage leg
- 4 Motor, 3 stage leg
- Standard remote, non-programmable
- Adjustable height range: 26¾" - 46½"h

List \$4,102.00

**UPGRADE YOUR ELECTRIC TABLE**

**DELUXE PROGRAMMABLE REMOTE**

**PLTDEPRGREMOTE**

List \$100.00

**Laminate Finishes In Stock:** Cherry, Mahogany, Honey, Maple, Espresso, White\* Modern Walnut & Coastal Gray

**Benching - Metal Finish In Stock:** Silver & White

OfficeSource® StandUp Standing Desk Collection desks are easy, quick and quiet to operate and offer the optimal vertical range to accommodate people of all sizes.



**2 CHOOSE WORK SURFACE - 24", 30" OR 36" DEEP**

**RECTANGULAR TOPS PRICE**

**PLT2448** 48"W x 24"D \$235.00

**PLT2460** 60"W x 24"D \$265.00

**PLT2466** 66"W x 24"D \$289.00

**PLT2472** 72"W x 24"D \$289.00

**RECTANGULAR TOPS PRICE**

**PLT3048** 48"W x 30"D \$255.00

**PLT3060** 60"W x 30"D \$319.00



**PLT3066** 66"W x 30"D \$339.00

**PLT3072** 72"W x 30"D \$339.00

**PLT3672** 72"W x 36"D \$409.00

**3 CHOOSE FINISH**

**FINISHES IN STOCK:**



**OFTEN PURCHASED WITH**

**Sit/Stand STOOL**  
by OfficeSource®



**ADJUSTABLE HEIGHT STOOL W/BLACK BASE**

**SKU: 18521BLK**

Overall: 22"W x 17½"D x 24½-34½"H

Seat: 15"W x 16"D x 20½-30¼"H

List: \$319.00



**Upholstery In Stock:**

**BLK Black Air Mesh**



**STANDUP ANTI-FATIGUE MAT**

**SKU: AF3320RBK** List: \$125.00

**PROGRAMMABLE REMOTE**

**SKU: PLTDEPRGREMOTE**

List: \$100.00



Some items in this collection come ready-to-assemble.





**StandUp STANDING DESKS**  
by OfficeSource® Pictured w/Franklin Collection

**WIRE MANAGEMENT  
TROUGH BUILT IN  
BASE!**



↑ **TYPICAL OS83**  
**Total List: \$16,892.00**  
Excludes Seating & Accessories.  
**Overall Dimensions:**  
122"W x 144"D x 41¼ - 66⅞"H

**Avoid The Harmful Long-Term  
Effects Of Too Much Sitting...**

TYPICAL OS83				
MODEL #	QTY	DESCRIPTION	W x D x H	LIST PRICE
PLTDUALDEAB3060	2	Dual HAT Bench Base	60 x 64 x 25¼-51⅜	\$4,048.00 ea.
PLT3060	4	Rectangular Top - 30"W	60 x 30 x 1	\$319.00 ea.
836BF	4	2 Drawer Metal File	36 x 19 x 20	\$899.00 ea.
83600	4	Metal Bookcase w/Shelf	36 x 19 x 20	\$559.00 ea.
83SL	8	Leg Base (Set of 4)	1½ x 1½ x 3	\$60.00 ea.
PLTAP1554S	4	Acrylic Screen	54 x ¼ x 15	\$235.00 ea.
PLTSBUDMSGLSI	4	Screen Bracket (Set of 2)		\$67.00 ea.



← **TYPICAL OS81**  
**Total List: \$19,062.00**  
Excludes Accessories.  
**Overall Dimensions:**  
182"W x 61"D x 41¼ - 66⅞"H

**DUAL HAT  
BENCHING UNITS  
(48, 60 & 72" WIDE  
WORKSURFACES)**

**Purchase a StandUp  
Desking System Today!**

TYPICAL OS81				
MODEL #	QTY	DESCRIPTION	W x D x H	LIST PRICE
PLTDUALDEAB3060	3	Dual HAT Bench Base	60 x 64 x 25¼-51⅜	\$4,048.00 ea.
PLT3060	6	Rectangular Top - 30"W	60 x 30 x 1	\$319.00 ea.
PLTAP1554S	6	Acrylic Screen	54 x ¼ x 15	\$235.00 ea.
PLTSBUDMSGLSI	6	Screen Bracket (Set of 2)		\$67.00 ea.
CPSBF	6	Mobile Metal Pedestal (Box/File)	15 x 22 x 22¼	\$399.00 ea.
CUSH1522	6	Top Cushion	15 x 22 x 1½	\$133.00 ea.



**Borders II COLLECTION**  
by OfficeSource® Pictured w/CoolMesh Collection

↑ **TYPICAL OSB15** ★  
**Total List: \$3,145.00**

Excludes Seating & Accessories.  
Overall Dimensions: 71"W x 83"D x 42"H\*  
\*Includes Transaction Top

**CREATE A STYLISH RECEPTION STATION**  
With OS Components & Borders Panel System!

★ Gold Stars Indicate  
Product New for 2019.

**TYPICAL OSB15**

MODEL #	QTY	DESCRIPTION	W x D x H	LIST PRICE
PL105	1	Desk Shell	71 x 30 x 29	\$479.00
PL145	1	Reversible Return	47 x 24 x 29	\$329.00
PL166	1	Deluxe Full Pedestal - B/B/F	15½ x 22 x 28½	\$459.00
PBTR71	1	Rectangular Transaction Top	71 x 12 x 1	\$215.00
PBP12	8	Posts	1¾ x 1¾ x 11 <sup>13</sup> / <sub>16</sub>	\$112.00 ea.
PB21236ACRVIS	2	Combination Fabric/Acrylic Panel	36 x ¾ x 12	\$153.00 ea.
PB21230ACRVIS	2	Combination Fabric/Acrylic Panel	30 x ¾ x 12	\$123.00 ea.
PB21248ACRVIS	1	Combination Fabric/Acrylic Panel	48 x ¾ x 12	\$215.00

Borders II - Mounted  
Desk Components

OS Laminate Collection -  
Components



→ **TYPICAL OSB05**  
**Total List: \$3,345.00**

Excludes Seating & Accessories.  
Overall Dimensions: 77"W x 77"D x 42"H\*  
\*Includes Transaction Top

**TYPICAL OSB05**

MODEL #	QTY	DESCRIPTION	W x D x H	LIST PRICE
PB21236ACR	4	Acrylic Panel	36 x ¾ x 12	\$153.00 ea.
PBTR36	2	Rectangular Transaction Top	36 x 12 x 1	\$165.00 ea.
PBP12	7	Posts	1¾ x 1¾ x 11 <sup>13</sup> / <sub>16</sub>	\$112.00 ea.
PBTC36R	1	Corner Transaction Top (Right)	36 x 12 x 1	\$175.00
PBTC36L	1	Corner Transaction Top (Left)	36 x 12 x 1	\$175.00
PL182R	1	Credenza w/Corner Ext (Right)	71 x 24/36 x 29½	\$565.00
PL192	1	Reversible Return	35 x 24 x 29½	\$245.00
PL166	1	Deluxe Full Pedestal - B/B/F	15½ x 22 x 28½	\$459.00



**TYPICAL CONFIGURATIONS**



**ACRYLIC PANELS**

Model #	Dimension	List Price
PB21224ACR	24"W x 12"H	\$102.00
PB21230ACR	30"W x 12"H	\$123.00
PB21236ACR	36"W x 12"H	\$153.00
PB21242ACR★	42"W x 12"H	\$179.00
PB21248ACR	48"W x 12"H	\$205.00
PB21260ACR	60"W x 12"H	\$245.00
PB21266ACR	66"W x 12"H	\$262.00
PB21271ACR	71"W x 12"H	\$287.00

**FABRIC PANELS**

Model #	Dimension	List Price
PB21224	24"W x 12"H	\$102.00
PB21230	30"W x 12"H	\$112.00
PB21236	36"W x 12"H	\$133.00
PB21248	48"W x 12"H	\$184.00
PB21260	60"W x 12"H	\$225.00
PB21266	66"W x 12"H	\$245.00
PB21271	71"W x 12"H	\$277.00

**COMBINATION FABRIC/ACRYLIC PANELS**

Model #	Dimension	List Price
PB21224ACRVIS	24"W x 12"H	\$112.00
PB21230ACRVIS	30"W x 12"H	\$123.00
PB21236ACRVIS	36"W x 12"H	\$153.00
PB21248ACRVIS	48"W x 12"H	\$215.00
PB21260ACRVIS	60"W x 12"H	\$262.00
PB21266ACRVIS	66"W x 12"H	\$277.00
PB21271ACRVIS	71"W x 12"H	\$297.00



**WHITEBOARD PANELS**

Model #	Dimension	List Price
PB21230MWB	30"W x 12"H	\$165.00
PB21236MWB	36"W x 12"H	\$174.00



ONE SIDE FABRIC



OPPOSITE SIDE WHITEBOARD

**COMBINATION FABRIC/WHITEBOARD PANELS**

Model #	Dimension	List Price
PB21230MWBVIS	30"W x 12"H	\$165.00
PB21236MWBVIS	36"W x 12"H	\$174.00

**POSTS**

Model #	Description	List Price
PBP12	12" Post	\$112.00
PBP24	24" Post	\$175.00
PBP36	36" Post	\$289.00



12" 24" 36"

**RECTANGULAR TRANSACTION TOP**

Model #	Dimension	List Price
PBTR24	24"W x 12"D	\$132.00
PBTR30	30"W x 12"D	\$132.00
PBTR36	36"W x 12"D	\$165.00
PBTR42	42"W x 12"D	\$165.00
PBTR48	48"W x 12"D	\$174.00
PBTR60	60"W x 12"D	\$195.00
PBTR66	66"W x 12"D	\$205.00
PBTR71	71"W x 12"D	\$215.00

**CORNER TRANSACTION TOP**

Model #	Dimension	List Price
PBTC30L (Left)	30"W x 12"D	\$145.00
PBTC30R (Right)	30"W x 12"D	\$145.00
PBTC36L (Left)	36"W x 12"D	\$175.00
PBTC36R (Right)	36"W x 12"D	\$175.00
PBTC66L (Left)	66"W x 12"D	\$215.00
PBTC66R (Right)	66"W x 12"D	\$215.00
PBTC71L (Left)	71"W x 12"D	\$225.00
PBTC71R (Right)	71"W x 12"D	\$225.00

**Accessories**



**POWER MODULE**

Table Mountable  
Includes: 2 UL Power Outlets,  
1 Dual USB Charger  
OSF6000SI ..... \$155.00



**METAL CHANNEL**

Under Table Mountable  
Accommodates Modular  
Electric System items  
PLTPC18 (Black) .....\$60.00



**CORD MANAGEMENT UNDER TABLE WIRE RACKS**


PLTWTDOUBLE18 (Black) Double Tray 18" ..... \$92.00  
PLTWTDOUBLE24 (Black) Double Tray 24" ..... \$145.00  
PLTWT SINGLE18 (Black) Single Tray 18" ..... \$61.00  
PLTWT SINGLE24 (Black) Single Tray 24" ..... \$92.00



**DATA JACK**

RJ11 Cat 3 Phone & RJ45  
Cat 6 Data  
(Use with PLTPC18)  
ABLAB (Black) .....\$137.00

**YOUR CHOICES OF PANEL MATERIAL**




**Panel Fabric/Frame In Stock:**

Celestial Blue, Lime Green or Visconti Fabric w/Silver or Black Frame  
- Acrylic or Whiteboard w/Silver or Black Frame  
- Visconti Fabric w/Acrylic or Whiteboard Combo w/Silver or Black Frame  
- Posts available in both Silver or Black



Gold Stars Indicate Product New for 2019.

**TRANSACTION TOPS - FINISHES IN STOCK:**



Transaction Tops Finishes In Stock: Cherry, Espresso, Mahogany, Honey, Maple, Modern Walnut, Coastal Gray



**Borders II COLLECTION** by OfficeSource® Pictured w/CoolMesh Collection

↑ **TYPICAL OSB16** ★  
Total List: \$4,214.00  
Excludes Seating & Accessories.  
Overall Dimensions:  
83"W x 89"D x 42"H

**TYPICAL OSB16**

MODEL #	QTY	DESCRIPTION	W x D x H	LIST PRICE
PL145	2	Reversible Return	47 x 24 x 29½	\$329.00 ea.
PL163	1	Corner Desk Shell	36 x 24 x 29½	\$575.00
PL166	1	Deluxe Full Pedestal - B/B/F	15½ x 22 x 28½	\$459.00
PL175	1	Deluxe Pedestal Full - F/F	15½ x 22 x 28½	\$469.00
PBP12	8	Posts	1¾ x 1¾ x 11¼	\$112.00 ea.
PB21224ACR	1	Acrylic Panel	24 x ¾ x 12	\$102.00
PB21236ACR	2	Acrylic Panels	36 x ¾ x 12	\$153.00 ea.
PB21248ACR	2	Acrylic Panels	48 x ¾ x 12	\$205.00 ea.
PBTR36	1	Rectangular Transaction Top	36 x 12 x 1	\$165.00
PBTR48	1	Transaction Top	48 x 12 x 1	\$174.00

**TYPICAL OSB08**

MODEL #	QTY	DESCRIPTION	W x D x H	LIST PRICE
PB21236ACRVIS	8	Combo Fabric/Acrylic Panel	36 x ¾ x 12	\$153.00 ea.
PB21236MWB	4	Whiteboard Panels	36 x ¾ x 12	\$174.00 ea.
PBP12	8	Posts	1¾ x 1¾ x 11¼	\$112.00 ea.
PBP24	8	Posts	1¾ x 1¾ x 23¼	\$175.00 ea.
PL182R	2	Credenza w/Corner Ext (Right)	71 x 24/36 x 29½	\$565.00 ea.
PL182L	2	Credenza w/Corner Ext (Left)	71 x 24/36 x 29½	\$565.00 ea.
PL192	4	Reversible Return	35 x 24 x 29½	\$245.00 ea.
PL166	4	Deluxe Full Pedestal - B/B/F	15½ x 22 x 28½	\$459.00 ea.

→ **TYPICAL OSB08**  
Total List: \$9,292.00

Excludes Accessories.  
Overall Dimensions: 142"W x 142"D x 54"H



Optional Cell Phone Charging Grommet

**BORDERS PROVIDES PRIVACY  
ALONG WITH COLLABORATIVE  
WORKSPACE SOLUTIONS**



White Board Panels  
Ideal for Task Lists

★ Gold Stars Indicate  
Product New for 2019.



**Borders II COLLECTION**  
by OfficeSource® Pictured w/CoolMesh Pro Collection

↑ **TYPICAL OSB17** ★  
**Total List: \$6,589.00**

Excludes Seating & Accessories.

**Overall Dimensions:**  
108"W x 89"D x 42"H

**TYPICAL OSB17**

MODEL #	QTY	DESCRIPTION	W x D x H	LIST PRICE
PL145	2	Reversible Return	47 x 24 x 29½	\$329.00 ea.
PL163	2	Corner Desk Shell	36 x 24 x 29½	\$575.00 ea.
PL195	1	Bridge	24 x 24 x 29½	\$205.00
PL166	1	Deluxe Full Pedestal - B/B/F	15½ x 22 x 28½	\$459.00
PL175	1	Deluxe Pedestal Full - F/F	15½ x 22 x 28½	\$469.00
PBP12	12	Posts	1¾ x 1¾ x 11¼	\$112.00 ea.
PB21224ACR	1	Acrylic Panel	24 x ¾ x 12	\$102.00
PB21236ACR	4	Acrylic Panels	36 x ¾ x 12	\$153.00 ea.
PB21248ACR	2	Acrylic Panels	48 x ¾ x 12	\$205.00 ea.
PBTR48	2	Transaction Top	48 x 12 x 1	\$174.00 ea.
PBTR24	1	Transaction Top	24 x 12 x 1	\$132.00
PBTC36L	2	Corner Transaction Top - Left	36 x 12 x 1	\$175.00 ea.
PBTC36R	2	Corner Transaction Top - Right	36 x 12 x 1	\$175.00 ea.

★ Gold Stars Indicate  
Product New for 2019.

**TYPICAL OSB09**

MODEL #	QTY	DESCRIPTION	W x D x H	LIST PRICE
PB21236	3	Fabric Panels	36 x ¾ x 12	\$133.00 ea.
PB21236MWB	6	Whiteboard Panels	36 x ¾ x 12	\$174.00 ea.
PBP12	6	Posts	1¾ x 1¾ x 11¼	\$112.00 ea.
PBP24	5	Posts	1¾ x 1¾ x 23¼	\$175.00 ea.
PL182R	1	Credenza w/Corner Ext (Right)	71 x 24/36 x 29½	\$565.00
PL182L	1	Credenza w/Corner Ext (Left)	71 x 24/36 x 29½	\$565.00
PL192	2	Reversible Return	35 x 24 x 29½	\$245.00 ea.
PL166	2	Deluxe Full Pedestal - B/B/F	15½ x 22 x 28½	\$459.00 ea.




↑ **TYPICAL OSB09**  
**Total List: \$5,528.00**

Excludes Accessories.

**Overall Dimensions:** 142"W x 71"D x 54"H

**YOUR CHOICES OF PANEL MATERIAL**



**Panel Fabric/Frame In Stock:**

- Celestial Blue, Lime Green and Visconti Fabric w/Silver or Black Frame
- Acrylic w/Silver or Black Frame
- Visconti Fabric w/Acrylic Combo w/Silver or Black Frame
- PBP12, PBP24 & PBP36 Posts available in both Silver or Black

# DESIGN YOUR OWN WITH OfficeSource®

The Borders II Collection is a modular desk mounted system that can be retrofitted to most OS Laminate Collection workstations in a manner that allows you to define your space the way you want.



CREATE A STYLISH RECEPTION UNITS WITH THE BORDERS II COMBINED WITH OS LAMINATE COLLECTION!

FABRIC, ACRYLIC & WHITEBOARD PANELS AVAILABLE WITH SILVER OR BLACK FRAMES!

➔ **TYPICAL OSB04**  
**Total List: \$16,052.00**

Excludes Seating, Reception Furniture & Accessories.  
Overall Dimensions: 142"W x 77"D x 42"H  
\*Includes Transaction Top.

**TYPICAL OSB04**

MODEL #	QTY	DESCRIPTION	W x D x H	LIST PRICE
PB21236ACRVIS	8	Combo Fabric/Acrylic Panel	36 x ¾ x 12	\$153.00 ea.
PBTR71	2	Rectangular Transaction Top	71 x 12 x 1	\$215.00 ea.
PBP12	14	Posts	1¾ x 1¾ x 11¾	\$112.00 ea.
PL182R	1	Credenza w/Corner Ext (Rt)	71 x 24/36 x 29½	\$565.00
PL182L	1	Credenza w/Corner Ext (Left)	71 x 24/36 x 29½	\$565.00
PL192	2	Reversible Return	35 x 24 x 29½	\$245.00 ea.
PL166	2	Deluxe Full Pedestal - B/B/F	15½ x 22 x 28½	\$459.00 ea.
PL183	4	Three Drawer Lateral File	35½ x 22 x 42	\$1,949.00 ea.
PL208OH	4	Open Hutch	36½ x 15 x 16½	\$369.00 ea.
PL445GD	4	Silver Framed Glass Doors	17 x ¾ x 15¾	\$255.00 ea.

**TYPICAL OSB12**

MODEL #	QTY	DESCRIPTION	W x D x H	LIST PRICE
PB21266ACRVIS	2	Combo Fabric/Acrylic Panel	66 x ¾ x 12	\$277.00 ea.
PBP12	3	Posts	1¾ x 1¾ x 11¾	\$112.00 ea.
PBTR66	1	Rectangular Transaction Top	66 x 12 x 1	\$205.00
PL181R	1	Credenza w/Corner Ext (Right)	66 x 24/36 x 29½	\$555.00
PL179	1	Reversible Return	30 x 24 x 29½	\$235.00
PL107	1	Hanging Pedestal - B/F	15½ x 22 x 19	\$329.00



↑ **TYPICAL OSB12**  
**Total List: \$2,214.00**

Excludes Keyboards & Accessories.  
Overall Dimensions: 72"W x 66"D x 42"H  
\*Includes Transaction Top



Approach View  
TYPICAL OSB12

**Panel Fabric/Frame In Stock:**

- Celestial Blue, Lime Green and Visconti Fabric w/Silver or Black Frame
- Acrylic w/Silver or Black Frame
- Visconti Fabric w/Acrylic Combo w/Silver or Black Frame
- PBP12, PBP24 & PBP36 Posts available in both Silver or Black

# Borders II *COLLECTION* by OfficeSource®

The Borders II Collection is a modular desk mounted system that can be retrofitted to most OS Laminate Collection workstations in a manner that allows you to define your space the way you want.



Optional Desk Mount Power

**TYPICAL OSB10**  
Pictured in Espresso with Silver Posts & Lime Green Fabric Panels



→ **TYPICAL OSB10**  
**TOTAL LIST: \$8,467.00**

Excludes Keyboards & Accessories.  
Overall Dimensions: 142"W x 95"D x 66"H

PLEASE REFER TO  
OS LAMINATE PAGES FOR  
NON-BORDERS II COMPONENTS  
REFER TO BORDERS COMPONENT PAGE  
FOR COMPLETE POSTING LISTINGS

**TYPICAL OSB10**  
Pictured in Honey with Black Posts & Celestial Blue Fabric Panels



**TYPICAL OSB10**

MODEL #	QTY	DESCRIPTION	W x D x H	LIST PRICE
PB21236	9	Fabric Panels	36 x ¾ x 12	\$133.00 ea.
PB21236ACR	6	Acrylic Panels	36 x ¾ x 12	\$153.00 ea.
PBP12	2	Posts	1¾ x 1¾ x 11¾	\$112.00 ea.
PBP24	1	Post	1¾ x 1¾ x 23¾	\$175.00
PBP36	8	Posts	1¾ x 1¾ x 35¾	\$289.00 ea.
PBTR36	1	Rectangular Transaction Top	36 x 12 x 1	\$165.00
PL182R	1	Credenza w/Corner Ext (Right)	71 x 24/36 x 29½	\$565.00
PL182L	1	Credenza w/Corner Ext (Left)	71 x 24/36 x 29½	\$565.00
PL192	2	Reversible Return	35 x 24 x 29½	\$245.00 ea.
PL166	2	Deluxe Full Pedestal - B/B/F	15½ x 22 x 28½	\$459.00 ea.
PL160	2	Corner Bookcase	24 x 24 x 29½	\$469.00 ea.

← **TYPICAL OSB14**  
**Total List: \$3,115.00**

Excludes Accessories.  
Overall Dimensions: 77"W x 77"D x 42"H\*  
\*Includes Transaction Top



**YOUR CHOICES OF PANEL MATERIAL**



**TYPICAL OSB14**

MODEL #	QTY	DESCRIPTION	W x D x H	LIST PRICE
PB21236ACRVIS	4	Combo Fabric/Acrylic Panel	36 x ¾ x 12	\$153.00 ea.
PBTC71L	1	Corner Transaction Top (Left)	71 x 12 x 1	\$225.00
PBTC71R	1	Corner Transaction Top (Right)	71 x 12 x 1	\$225.00
PBP12	7	Posts	1¾ x 1¾ x 11¾	\$112.00 ea.
PL182R	1	Credenza w/Corner Ext (Right)	71 x 24/36 x 29½	\$565.00
PL192	1	Reversible Return	35 x 24 x 29½	\$245.00
PL166	1	Deluxe Full Pedestal - B/B/F	15½ x 22 x 28½	\$459.00

**TYPICAL CONFIGURATIONS**



**BASE STYLE 3**  
**"T" STYLE LEG**

*Pictured w/Variant Privacy Screens & Triumph Collection*

**OS TRAINING TABLES** by OfficeSource®  
**YOUR TABLE, YOUR WAY!**  
**BUILD YOUR CUSTOM TABLE...**

Training Tables by OfficeSource® provide convenience and flexibility to any workstation, whether it be in a work environment or a classroom. These Training Tables by OfficeSource® feature 6 base options, 4 table top shapes, and 8 finishes giving you the ability to configure them your way! Not only are these tables super customizable, but they also have such a simple yet sophisticated style to them that they can match any space.

Table Top Finishes In Stock: Cherry, Mahogany, Honey, Maple, Espresso, Modern Walnut, Coastal Gray & White



**BASE STYLE 1**  
**FLIP TOP, NESTING**

*Pictured w/CoolMesh Collection*



**BASE STYLE 5**  
**OFFSET SQUARE LEG**

*Pictured w/Agenda Collection*



**NEW!** IMPROVED  
FOLDING LEVER!



*Flip Top, Nesting*

**FOUR TOP SHAPES** + **SEVERAL TOP SIZES** + **8 TOP FINISHES**

**CONFIGURE YOUR WAY!**

CUSTOM BUILD YOUR TRAINING OR MULTI-PURPOSE TABLE BY COMBINING TABLE TOPS AND BASES!



**1 CHOOSE BASE STYLE & FINISH**  
- 6 TO CHOOSE FROM

1. Flip Top + Nesting Base - Style 1 - (Silver & Black)
2. Flip Top + Nesting Base - Style 2 - (Silver, White, Black)
3. "T" Leg Base - Style 3 - (Black)
4. Post Leg Base - Style 4 - (Black or Silver)
5. Offset Square Leg Base - Style 5 - (Black, Silver & White)
6. Unite Adj. Height Leg Base - Style 6 - (Matte Black, Silver & White)

**2 CHOOSE A TOP STYLE**  
- 4 TO CHOOSE FROM IN VARIOUS SIZES

1. Rectangular - Square Edge (Compatible w/all Bases)
2. Rectangular - Beveled Edge (Compatible w/all Bases)
3. Half Round - (Compatible w/T & Post Legs)
4. 120 Degree - (Compatible w/T & Post Legs)

**3 ACCESSORIZE**  
- WITH MODESTY PANEL, GANGING HARDWARE, LOCKING CASTERS ON SELECT BASES



ADD OPTIONAL MODESTY PANEL



Beveled Edge Finishes In Stock: Coastal Gray, Espresso, Modern Walnut only



Flip Top, Nesting - Style 1  
w/Cherry Rectangular Top



Flip Top, Nesting - Style 2  
w/Modern Walnut, Beveled Edge  
Rectangular Top



"T" Leg Base - Style 3  
w/Maple Rectangular Top &  
Black Screen Modesty Panel

**1 CHOOSE BASE STYLE**



**FLIP TOP, NESTING  
BASE - STYLE 1**  
(Modesty Panel Included)  
**Finishes In Stock:**  
Black & Silver



"Height Adjustable"  
Dual Wheel Casters

**FLIP TOP, NESTING  
BASE - STYLE 2**  
**Finishes In Stock:**  
White, Silver & Black



**"T" LEG  
BASE - STYLE 3**

**Finish In Stock:**  
Black

Optional Casters  
Available for "T" Leg

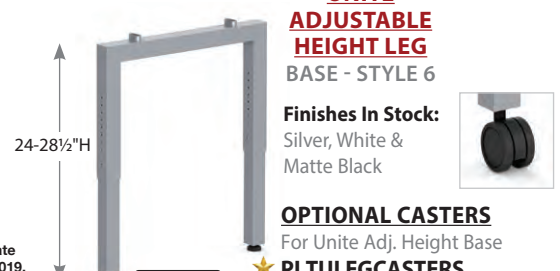


**POST LEG  
BASE - STYLE 4**  
**Finishes In Stock:**  
Black & Silver



**OFFSET  
SQUARE LEG  
BASE - STYLE 5**  
**Finishes In Stock:**  
White, Silver & Black

★ Gold Stars Indicate  
Product New for 2019.



**UNITE  
ADJUSTABLE  
HEIGHT LEG  
BASE - STYLE 6**

**Finishes In Stock:**  
Silver, White &  
Matte Black

**OPTIONAL CASTERS**  
For Unite Adj. Height Base  
★ **PLTULEGCASTERS**  
List: \$45.00

**FLIP TOP, NESTING BASE - (STYLE 1)**

MODEL #	LIST PRICE
<b>PBF48</b> (For PLT2448 Top only)	\$379.00 ea.
<b>PBF60</b> (For PLT2460 Top only)	\$429.00 ea.
<b>PBF72</b> (For PLT2472 Top only)	\$459.00 ea.

**"T" LEG BASE - (STYLE 3)**

MODEL #	LIST PRICE
<b>PLTLEG24</b> (For 24"D Table Tops)	\$225.00 ea.
<b>PLTLEG30</b> (For 30"D Table Tops)	\$245.00 ea.

**OFFSET SQUARE LEG BASE - (STYLE 5)**

MODEL #	LIST PRICE
<b>PLTSQPOSTLEG</b> (For All Table Tops)	\$175.00 ea.

**FLIP TOP, NESTING BASE - (STYLE 2)**

MODEL #	LIST PRICE
<b>PTLF48</b> (For 48"W Table Tops)	\$545.00 ea.
<b>PTLF60</b> (For 60"W Table Tops)	\$565.00 ea.
<b>PTLF72</b> (For 72"W Table Tops)	\$600.00 ea.

**POST LEG BASE - (STYLE 4)**

MODEL #	LIST PRICE
<b>PLTLEGPBLK</b> (For All Table Tops)	\$100.00 ea.
<b>PLTLEGPISI</b> (For All Table Tops)	\$100.00 ea.

**UNITE ADJ. HEIGHT LEG BASE - (STYLE 6)**

MODEL #	LIST PRICE
<b>PLTULEG2485H</b> (For 24"D Tops)	\$249.00
<b>PLTULEG3085H</b> (For 30"D Tops)	\$299.00

\*Please Note: Tops 60" or larger require the purchase of a stiffener bar when using base style 3, 4 & 5, (PLT60MS or PLT72MS).

**OPTIONAL TRAINING TABLE ACCESSORIES**

**TABLE HARDWARE & CASTERS**

MODEL #	DESCRIPTION	LIST PRICE
* <b>PLT60MS</b>	60" Stiffener Support (For Tops 60" or larger stiffener required for Leg Style 3)	\$40.00
* <b>PLT72MS</b>	72" Stiffener Support (For Tops 72" stiffener required for Leg Style 3)	\$50.00
<b>PLTFB</b>	Flat Bracket	\$20.00
<b>PLTGC</b>	Ganging Hardware	\$50.00
<b>PLTTS</b>	Thumb Screws (Pkg of 4)	\$20.00
** <b>PLTCS</b>	Locking Casters (Set of 2)	\$40.00

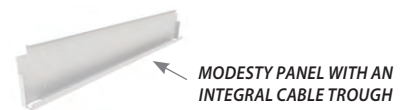
\*\*PLTCS casters only fit PLTLEG24 & PLTLEG30.



**PERFORATED MODESTY PANEL**  
(All Panels -18"H)  
(For "T", Post & Square Leg Bases.)

MODEL #	LIST PRICE
★ <b>MMP1841</b> (For 48"W Table Tops)	\$109.00
★ <b>MMP1853</b> (For 60"W Table Tops)	\$129.00
★ <b>MMP1865</b> (For 72"W Table Tops)	\$149.00

**Finishes In Stock:** White, Silver & Black



**MODESTY PANEL**

(All Panels - 12"H)  
(For Flip Top Nesting Table Bases - Style 2)

MODEL #	LIST PRICE
<b>PTLFMOD48</b> (For 48"W Table Tops)	\$81.00
<b>PTLFMOD60</b> (For 60"W Table Tops)	\$92.00
<b>PTLFMOD72</b> (For 72"W Table Tops)	\$102.00

**Finishes In Stock:** White, Silver & Black



# BASE STYLE 6

## UNITE ADJUSTABLE HEIGHT LEG

Pictured w/ Julep Collection

### OS TRAINING TABLES by OfficeSource®

### COMPONENTS

#### 2 CHOOSE WORK SURFACE STYLE, SIZE & SHAPE



#### RECTANGULAR TOPS

MODEL #	DIMENSION	LIST PRICE
PLT2436	36"W x 24"D	\$205.00
PLT2442	42"W x 24"D	\$225.00
PLT2448	48"W x 24"D	\$235.00
PLT2460	60"W x 24"D	\$265.00
PLT2466	66"W x 24"D	\$289.00
PLT2472	72"W x 24"D	\$289.00
PLT3048	48"W x 30"D	\$255.00
PLT3060	60"W x 30"D	\$319.00
PLT3066	66"W x 30"D	\$339.00
PLT3072	72"W x 30"D	\$339.00
PLT3672	72"W x 36"D	\$409.00

#### HALF ROUND TOPS\*

MODEL #	DIMENSION	LIST PRICE
PLT2448HR	48"W x 24"D	\$225.00
PLT3060HR	60"W x 30"D	\$369.00

\*Will not work with Flip Top Bases



#### 120 DEGREE TOP

MODEL #	DIMENSION	LIST PRICE
PLT120D2436	62 1/4"W x 38 3/4"D	\$409.00

#### RECTANGULAR "BEVELED EDGE" TOPS\*

MODEL #	DIMENSION	LIST PRICE
PLBE2460	60"W x 24"D	\$319.00
PLBE2472	72"W x 24"D	\$359.00
PLBE3060	60"W x 30"D	\$379.00
PLBE3072	72"W x 30"D	\$409.00


\*Will not work with Flip Top Bases

Please Note: Tops 60" or larger require the purchase of a stiffener bar (PLT60MS or PLT72MS).

#### FINISHES IN STOCK - RECTANGULAR BEVELED TOPS:



#### FINISHES IN STOCK - RECTANGULAR, 120 DEGREE, TRAPEZOID, HALF ROUND & CRESCENT TOPS:





**BASE STYLE 1**  
**FLIP TOP/NESTING**

*Pictured w/Triumph Collection*



**FOLDED & NESTED**



**TYPICAL OST13** ★  
**Total List: \$4,488.00**



*Excludes Seating & Accessories.*  
**Overall Dimensions:** 144"W x 168"D x 29½"H

**TYPICAL OST13**

MODEL #	QTY	DESCRIPTION	W x D x H	LIST PRICE
PLT2472	6	Rectangular Top	72 x 24 x 1	\$289.00 ea.
PBF72	6	Flip Top, Nesting Base	71 x 20½ x 28½	\$459.00 ea.



**TYPICAL OST14** ★  
**Total List: \$4,164.00**

*Excludes Seating & Accessories.*  
**Individual Table Dimensions:** 60"W x 24"D x 29½"H

**TYPICAL OST14**

MODEL #	QTY	DESCRIPTION	W x D x H	LIST PRICE
PLT2460	6	Rectangular Top	60 x 24 x 1	\$265.00 ea.
PBF60	6	Flip Top, Nesting Base	59 x 20½ x 28½	\$429.00 ea.



**TYPICAL OST03**  
**Total List: \$2,456.00**

*Excludes Seating & Accessories.*  
**Individual Table Dimensions:** 48"W x 24"D x 29½"H

**TYPICAL OST03**

MODEL #	QTY	DESCRIPTION	W x D x H	LIST PRICE
PLT2448	4	Rectangular Top	48 x 24 x 1	\$235.00 ea.
PBF48	4	Flip Top, Nesting Base	47¼ x 20½ x 28½	\$379.00 ea.



★ Gold Stars Indicate  
Product New for 2019.

# OS TRAINING TABLES by OfficeSource®

OfficeSource®  
05030



Pictured w/CoolMesh Pro Collection

## BASE STYLE 2 FLIP TOP/NESTING

ADJUSTABLE CASTERS



**TYPICAL OST15** ★  
**Total List: \$5,449.00**

*Excludes Seating & Accessories.*

Individual Table Dimensions: 60"W x 30"D x 29½"H



### TYPICAL OST15

MODEL #	QTY	DESCRIPTION	W x D x H	LIST PRICE
PLT3060	5	Rectangular Top	60 x 30 x 1	\$319.00 ea.
PTLF60	5	Flip Top, Nesting Base	55 x 24 x 28½	\$565.00 ea.
MWB3366SI	1	Magnetic Mobile White Board	35½ x 22 x 29½	\$1,029.00



**TYPICAL OST16** ★  
**Total List: \$4,565.00**

*Excludes Seating & Accessories.*

Individual Table Dimensions: 60"W x 30"D x 29½"H

### TYPICAL OST16

MODEL #	QTY	DESCRIPTION	W x D x H	LIST PRICE
PLT3060	4	Rectangular Top	60 x 30 x 1	\$319.00 ea.
PTLF60	4	Flip Top, Nesting Base	55 x 24 x 28½	\$565.00 ea.
MWB3366SI	1	Magnetic Mobile White Board	35½ x 22 x 29½	\$1,029.00



**TYPICAL OST06**  
**Total List: \$4,880.00**

*Excludes Seating & Accessories.*

Individual Table Dimensions: 60"W x 30"D x 29½"H

### TYPICAL OST06

MODEL #	QTY	DESCRIPTION	W x D x H	LIST PRICE
PLT3060	5	Rectangular Top	60 x 30 x 1	\$319.00 ea.
PTLF60	5	Flip Top, Nesting Base	55 x 24 x 28½	\$565.00 ea.
PTLFMOD60	5	Modesty Panel	45 x ¼ x 10¼	\$92.00 ea.



★ Gold Stars Indicate  
Product New for 2019.

TYPICAL CONFIGURATIONS



**ACCESSORIES**  
ADD A MOBILE POWER TOWER  
AND/OR A SPRY MOBILE  
MAGNETIC MARKER BOARD  
TO YOUR TRAINING ROOM!



**BASE STYLE 3**  
"T" POST LEG STYLE

*Pictured w/CoolMesh Pro Collection*

**OS TRAINING TABLES**  
by OfficeSource®



ADD CONVENIENT POWER TO  
YOUR TRAINING ROOM!  
**NEW! MULTI-POWER STATION**



↑ **TYPICAL OST17** ★  
**Total List: \$5,274.00**

*Excludes Seating & Accessories.*  
**Overall Dimensions:** 180"W x 90"D x 29½"H

**TYPICAL OST17**

MODEL #	QTY	DESCRIPTION	W x D x H	LIST PRICE
PLT3060	5	Rectangular Table Top	60 x 30 x 1	\$319.00 ea.
PLTLEG30	10	"T" Table Base	27 x 7¾ x 28	\$245.00 ea.
PLT60MS	5	Stiffener Support	48 x 2¼ x 1	\$40.00 ea.
MWB3366SI	1	Magnetic Mobile White Board	35½ x 22 x 29½	\$1,029.00

← **TYPICAL OST18** ★  
**Total List: \$5,980.00**

*Excludes Seating & Accessories.*  
**Individual Table Dimensions:** 192"W x 60"D x 29½"H

**TYPICAL OST18**

MODEL #	QTY	DESCRIPTION	W x D x H	LIST PRICE
PLT3048	6	Rectangular Table Top	60 x 30 x 1	\$255.00 ea.
PLT2460	2	Rectangular Table Top	60 x 24 x 1	\$265.00 ea.
PLTLEG30	12	"T" Table Base	27 x 7¾ x 28	\$245.00 ea.
PLTLEG24	4	"T" Table Base	21 x 7¾ x 28	\$225.00 ea.
PLT60MS	2	Stiffener Support	48 x 2¼ x 1	\$40.00 ea.

← **TYPICAL OST19** ★  
**Total List: \$7,108.00**

★ Gold Stars Indicate  
Product New for 2019.

*Excludes Seating & Accessories.*  
**Individual Table Dimensions:** 48"W x 30"D x 29½"H

**TYPICAL OST19**

MODEL #	QTY	DESCRIPTION	W x D x H	LIST PRICE
PLT3048	8	Rectangular Table Top	48 x 30 x 1	\$255.00 ea.
PLTLEG30	16	"T" Table Base	27 x 7¾ x 28	\$245.00 ea.
PLTAP1542S	4	Acrylic Screen	42 x ¼ x 15	\$200.00 ea.
PLTSBUDMDUALSI	4	Desk Mount Screen Brackets	(Set of 2)	\$87.00 ea.



**BASE STYLE 3**  
"T" POST LEG STYLE

*Pictured w/Variant Privacy Screens & Franklin Collection*

**OS TRAINING TABLES**  
by OfficeSource®



**BASE STYLE 4**  
POST LEG STYLE



**BASE STYLE 5**  
OFFSET SQUARE LEG STYLE

↑ **TYPICAL OST20** ★  
**Total List: \$8,146.00**

*Excludes Seating & Accessories.*

**Individual Table Dimensions:** 48"W x 30"D x 29½"H

**TYPICAL OST20**

MODEL #	QTY	DESCRIPTION	W x D x H	LIST PRICE
PLT3060	10	Rectangular Table Top	60 x 30 x 1	\$319.00 ea.
PLTLEG30	12	"T" Table Base	27 x 7¾ x 28	\$245.00 ea.
PLTAP1530S	8	Acrylic Screen	30 x ¼ x 15	\$165.00 ea.
PLTSBUDMDUALSI	8	Dual Mount Screen Bracket (Set of 2)	5¼ x 1¼ x 3¼	\$87.00 ea.

← **TYPICAL OST07**  
**Total List: \$3,156.00**

*Excludes Seating & Accessories.*

**Individual Table Dimensions:** 72"W x 30"D x 29½"H

**TYPICAL OST07**

MODEL #	QTY	DESCRIPTION	W x D x H	LIST PRICE
PLT3072	4	Rectangular Top	72 x 30 x 1	\$339.00 ea.
PLTLEGPSI	16	Post Table Leg	2½ Dia x 28½	\$100.00 ea.
PLT72MS	4	Stiffener Support	60¼ x 2¼ x 1	\$50.00 ea.

← **TYPICAL OST08**  
**Total List: \$4,236.00**

*Excludes Seating & Accessories.*

**Individual Table Dimensions:** 60"W x 30"D x 29½"H

★ Gold Stars Indicate Product New for 2019.

**TYPICAL OST08**

MODEL #	QTY	DESCRIPTION	W x D x H	LIST PRICE
PLT3060	4	Rectangular Top	60 x 30 x 1	\$319.00 ea.
PLTSQPOSTLEG	16	Offset Square Legs	2 x 2 x 28½	\$175.00 ea.
PLT60MS	4	Stiffener Support	48 x 2¼ x 1	\$40.00 ea.



(1) PL137 - 10' Table  
Pictured w/Chelsea Collection

OS CONFERENCE TABLES  
- RACETRACK TOPS  
by OfficeSource®

**RACETRACK CONFERENCE TABLE W/SLAB BASE**

MODEL #	LENGTH	DIMENSION	LIST PRICE
PL135	6' Table Length	71"W x 35"D x 29½"H	\$535.00
PL136	8' Table Length	95"W x 44"D x 29½"H	\$949.00
PL137*	10' Table Length	120"W x 47¼"D x 29½"H	\$1,512.00
PL138*	12' Table Length	144"W x 47¼"D x 29½"H	\$2,067.00

\*Two Piece Tops, Two Grommets

Please Note: Wire grommets standard on all tables.

**RACETRACK CONFERENCE TABLE W/ELLIPTICAL BASE\*\***

MODEL #	LENGTH	DIMENSION	LIST PRICE
PLELP136	8' Table Length	95"W x 44"D x 29½"H	\$1,579.00
PLELP137*	10' Table Length	120"W x 47¼"D x 29½"H	\$2,142.00
PLELP138*	12' Table Length	144"W x 47¼"D x 29½"H	\$3,031.00

\*\*Cherry, Mahogany, Honey, and Maple come standard with black trim legs, while Espresso, Modern Walnut, White & Coastal Gray come standard with silver.

**PRESENTATION BOARD**

SKU: PL100  
48"W x 48"H  
List: \$899.00  
(Not Pictured)

**POWER GROMMET INSERT**



Open



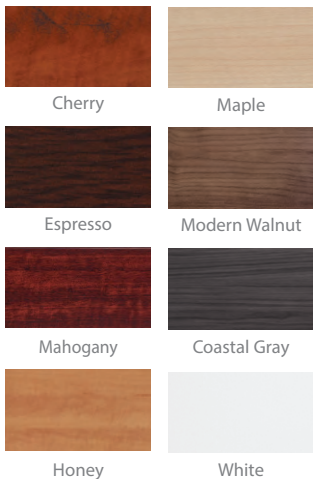
Closed

**OPTIONAL POWER INSERT**

SKU: PLTBPOWER  
• 2 Power outlets  
• 1 Data outlet; 1 phone outlet  
• 1 Usb port; 1 hdmi port  
• 8' Power cord  
Colors: BLK Black or SI Silver  
List: \$529.00

★ Gold Stars Indicate Product New for 2019.

**FINISHES IN STOCK:**



**TWO-TONE OPTION AVAILABLE!**

Elliptical Base



**STORAGE BUFFET - 36"H**

SKU: PL172 ★  
• 1 Small drawer & 2 doors  
• Doors have locks  
35½"W x 22"D x 36"H  
List: \$1,099.00

**FULLY ASSEMBLED**



Optional 5 Outlet + 4 USB Charging Disc

# OS CONFERENCE TABLES - RACETRACK EXPANDABLE TOPS by OfficeSource®



(1) PLC14 - 14' Table  
Pictured w/CoolMesh Collection

**EXPANDABLE TABLES!  
TWO-TONE OPTION AVAILABLE!**

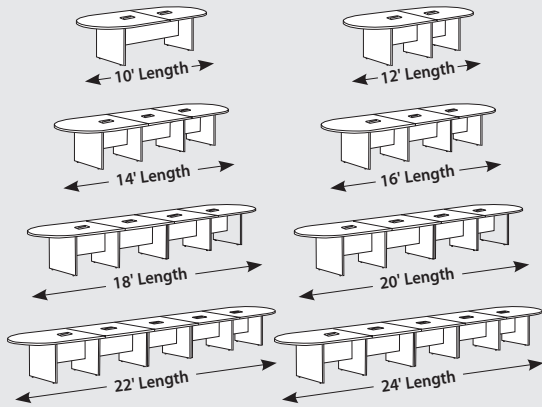


**RACETRACK WITH  
ELLIPTICAL BASE**

Elliptical Base

\*Pictured w/Optional Silver Power Grommet Insert

## SAMPLE OF TABLE SIZES



Additional Sizes Available Call For Details.

Please Note: Wire grommets standard on all tables.



Some items in this collection come ready-to-assemble.

### RACETRACK CONFERENCE TABLE W/SLAB BASE - 48"D X 29-1/2"H

MODEL #	LENGTH	LIST PRICE
PL137*	10' Length	\$1,512.00
PL138*	12' Length	\$2,067.00
PLC14	14' Length	\$2,562.00
PLC16	16' Length	\$2,942.00
PLC18	18' Length	\$3,437.00
PLC20	20' Length	\$3,817.00
PLC22	22' Length	\$4,312.00
PLC24	24' Length	\$4,692.00
PLC26	26' Length	\$5,187.00
PLC28	28' Length	\$5,567.00
PLC30	30' Length	\$6,062.00

\*Two Piece Tops, Two Grommets

\*\*Cherry, Mahogany, Honey, & Maple come standard with black trim legs, while Espresso, Modern Walnut, White & Coastal Gray come standard with silver.


### RACETRACK CONFERENCE TABLE W/ELLIPTICAL BASE\*\* - 48"D X 29-1/2"H

MODEL #	LENGTH	LIST PRICE
PLELP137*	10' Length	\$2,142.00
PLELP138*	12' Length	\$3,031.00
PLCELP14	14' Length	\$4,025.00
PLCELP16	16' Length	\$4,405.00
PLCELP18	18' Length	\$5,399.00
PLCELP20	20' Length	\$5,779.00
PLCELP22	22' Length	\$6,773.00
PLCELP24	24' Length	\$7,153.00
PLCELP26	26' Length	\$8,147.00
PLCELP28	28' Length	\$8,527.00
PLCELP30	30' Length	\$9,521.00

### FINISHES IN STOCK:



Cherry



Espresso



Mahogany



Honey




Maple



Modern Walnut



Coastal Gray



White



Pictured (1)  
PLC20 - 20' Table

### POWER GROMMET INSERT



Closed



Open

### OPTIONAL POWER INSERT

SKU: PLTBPOWER

- 2 Power outlets; 1 data outlet
- 1 Phone; 1 usb port; 1 hdmi port
- 8' Power cord

Colors: BLK Black or SI Silver  
List: \$529.00



**OSCONFERENCE2**  
Total List: \$1,848.00

Includes: (1) PL236, (1) PL100  
Excludes Seating & Power Insert.

*Pictured w/CoolMesh Collection*

**OS CONFERENCE TABLES**  
**- BOAT SHAPED TOPS**  
by OfficeSource®

**BOAT SHAPE CONFERENCE TABLE W/SLAB BASE**

MODEL #	LENGTH	DIMENSION	LIST PRICE
PL235	6' Table Length	72"W x 20/35"D x 29½"H	\$535.00
PL236	8' Table Length	95"W x 28/44"D x 29½"H	\$949.00
PL237*	10' Table Length	120"W x 32/48"D x 29½"H	\$1,512.00
PL238*	12' Table Length	144"W x 32/48"D x 29½"H	\$2,067.00

\*Two Piece Tops, Two Grommets

**BOAT SHAPE CONFERENCE TABLE W/ELLIPTICAL BASE\*\***

MODEL #	LENGTH	DIMENSION	LIST PRICE
PLELP236	8' Table Length	95"W x 28/44"D x 29½"H	\$1,579.00
PLELP237*	10' Table Length	120"W x 32/48"D x 29½"H	\$2,142.00
PLELP238*	12' Table Length	144"W x 32/48"D x 29½"H	\$3,031.00

\*\*Cherry, Mahogany, Honey, and Maple come standard with black trim legs, while Espresso, Modern Walnut, White & Coastal Gray come standard with silver.

**PRESENTATION BOARD**

SKU: PL100  
48"W x 48"H  
List: \$899.00



**4 SIDED MOBILE POWER TOWER**  
SKU: OSF8000SI

- Per side: 2 electrical sockets; 2 usb jacks; on/off switch
  - 14' Power cord
- List: \$1,019.00



*Please Note: Wire grommets standard on all tables.*

*Elliptical Base*



**Ready to Assemble** Some items in this collection come ready-to-assemble.

**Finishes In Stock:** Cherry, Mahogany, Honey, Maple, Espresso, Modern Walnut, White & Coastal Gray

**POWER GROMMET INSERT**



*Open*



*Closed*

**OPTIONAL POWER INSERT**  
SKU: PLTBPOWER

- 2 Power outlets
  - 1 Data outlet; 1 phone outlet
  - 1 Usb port; 1 hdmi port
  - 8' Power cord
- Colors:** BLK Black or SI Silver  
List: \$529.00

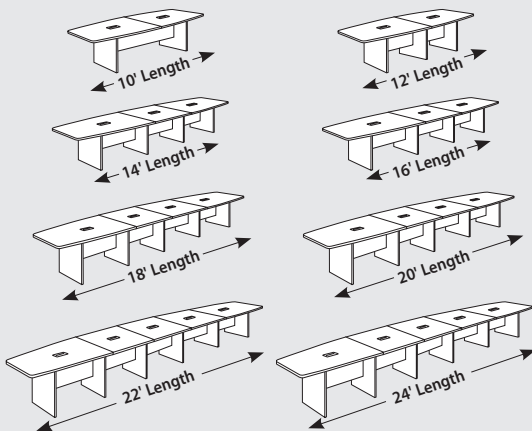
**EXPANDABLE TABLES!  
TWO-TONE OPTION AVAILABLE!**



**OS CONFERENCE TABLES  
- BOAT SHAPED EXPANDABLE TOPS  
by OfficeSource®**

PLCBELP20, 20' Table  
w/Elliptical Base  
Pictured w/Franklin, Bleecker & Integrate Collections

**SAMPLE OF TABLE SIZES**



Additional Sizes Available Call For Details.

**BOAT SHAPED CONFERENCE TABLE  
W/SLAB BASE - 48"D X 29-1/2"H**

MODEL #	LENGTH	LIST PRICE
PL237*	10' Length	\$1,512.00
PL238*	12' Length	\$2,067.00
PLCB14	14' Length	\$2,562.00
PLCB16	16' Length	\$2,942.00
PLCB18	18' Length	\$3,437.00
PLCB20	20' Length	\$3,817.00
PLCB22	22' Length	\$4,312.00
PLCB24	24' Length	\$4,692.00
PLCB26	26' Length	\$5,187.00
PLCB28	28' Length	\$5,567.00
PLCB30	30' Length	\$6,062.00

\*Two Piece Tops, Two Grommets

\*\*Cherry, Mahogany, Honey, & Maple come standard with black trim legs, while Espresso, Modern Walnut, White & Coastal Gray come standard with silver.


**BOAT SHAPED CONFERENCE TABLE  
W/ELLIPTICAL BASE - 48"D X 29-1/2"H**

MODEL #	LENGTH	LIST PRICE
PLELP237*	10' Length	\$2,142.00
PLELP238*	12' Length	\$3,031.00
PLCBELP14	14' Length	\$4,025.00
PLCBELP16	16' Length	\$4,405.00
PLCBELP18	18' Length	\$5,399.00
PLCBELP20	20' Length	\$5,779.00
PLCBELP22	22' Length	\$6,773.00
PLCBELP24	24' Length	\$7,153.00
PLCBELP26	26' Length	\$8,147.00
PLCBELP28	28' Length	\$8,527.00
PLCBELP30	30' Length	\$9,521.00

**FINISHES  
IN STOCK:**



Cherry



Espresso



Mahogany




Honey



Maple



Coastal Gray



White



Modern Walnut


Please Note: Wire grommets standard on all tables.

**OPTIONAL POWER INSERT  
SKU: PLTBPOWER**

- 2 Power outlets; 1 data outlet
- 1 Phone; 1 usb port; 1 hdmi port
- 8" Power cord

Colors: BLK Black or SI Silver  
List: \$529.00

**POWER GROMMET INSERT**



Some items in this collection come ready-to-assemble.



**TWO-TONE OPTION AVAILABLE  
ON 8' OR LARGER TABLES!**

*Pictured w/Franklin, Integrate  
& Rise Collections*

## Conference/Multi-Purpose Tables *by OfficeSource®* **DESIGN YOUR OWN WITH OfficeSource®**

### **YOUR TABLE, YOUR WAY! BUILD YOUR CUSTOM TABLE...**

Well designed meeting room can facilitate great discussions, idea generation, productive meetings, and even just a place to relax. The perfect conference table can help create a professional environment when interacting with clients or customers. The perfect multi-purpose table can create an atmosphere for collaboration and enjoy a break or a meal.

#### **1 CHOOSE BASE STYLE & FINISH** - SEVERAL BASES TO CHOOSE FROM

1. Cube Style Base - (8 Laminate Finishes)
2. X Style Base - (8 Laminate Finishes)
3. Board Style Base - (Brushed Aluminum)
4. Oblique Style Base - (Silver & White)
5. Unite Style Base - 28½" - (Silver, White & **NEW!** Black)
6. Unite Offset Leg Base - (Silver, White & **NEW!** Black)
7. Arc Style Base - (White)
8. Square Post Leg - (Silver, White & Black)

#### **2 CHOOSE A TOP STYLE** - SEVERAL SHAPES AND SIZES

1. Rectangular - Square & Beveled Edge
2. Round or Square
3. Boatshape - Square & Beveled Edge
4. Half Racetrack
5. Half Boatshape
6. Glass

**Laminate Finishes In Stock:** Cherry, Mahogany, Honey, Maple, Espresso, Modern Walnut, White & Coastal Gray



# OS CONFERENCE/MULTI-PURPOSE TABLES by OfficeSource®

CUSTOM BUILD YOUR TRAINING OR MULTI-PURPOSE TABLE BY COMBINING TABLE TOPS AND BASES!



**CUBE STYLE BASES**  
#PLCUBE20 (3)

(Available in both Standard - 29"H & Café - 41"H)



**BOARD STYLE BASES**  
#PLTBTB32BRU (2)



**OBLIQUE STYLE BASES**  
#PLTVALEG3642 (4)

Can be combined with Unite Inset Leg.



**OBLIQUE STYLE BASES W/UNITE INSET BASE**  
#PLTVALEG3642 (2), #PLTULEG4860ILCMB (2)

Can be combined with Unite Inset Leg.



Optional Power Insert

**RACETRACK TOP**  
(Mix & Match Finish Choices)

**ROUND TOP**  
(Standard Edge)

**SQUARE TOPS**  
(Grommets Standard)




**CUBE STYLE BASE**  
#PLCUBE20 (2)

(Standard or Café Height)




**X STYLE BASE**  
#PLWXB3642  
(Standard Height)



**CUBE STYLE BASE**  
#PLCUBE20  
Can be used as stand alone base with Square & Round Tops.

**LAMINATE FINISHES IN STOCK:**



**COMPATIBLE TOP SHAPES**

Racetrack, Boatshape, Rectangular, Square, Rectangular Beveled & Round Beveled



Some items in this collection come ready-to-assemble.

## HOW TO ORDER

### 1 FIRST - SELECT YOUR TABLE SHAPE, SIZE & FINISH


**CHOOSE FROM** - Boat Shaped Beveled Edge, Rectangular Beveled Edge, Boat Shaped, Racetrack, Rectangular, Round, Round Glass or Square.



**RECTANGULAR TOP**

Also Available w/Square Edge

BEVELED EDGE



BEVELED EDGE  
(PLBE539T)



**BOAT SHAPED TOP** ★

NEW! Also Available w/Beveled Edge

**BEVELED EDGE TOP**



Rectangular &  
Boat Shaped Only



**RACETRACK TOP**



**SQUARE TOP**



**ROUND TOP**



**ROUND GLASS TOP**

★ Gold Stars Indicate  
Product New for 2019.

## CONFERENCE TOPS

### BOAT SHAPED "BEVELED EDGE" CONFERENCE TOPS

MODEL #	DESCRIPTION	DIMENSION	LIST PRICE
PLBE8236T ★	8' Boat Shape Beveled Top	95"W x 44"D x 1"H	\$699.00
PLBE8237THALF★	5' Boat Shape Beveled Top	60"W x 48"D x 1"H	\$579.00
PLBE8238THALF★	6' Boat Shape Beveled Top	72"W x 48"D x 1"H	\$619.00

\*Two needed to make a 10' or 12' table.

### RECTANGULAR "BEVELED EDGE" CONFERENCE TOPS

MODEL #	DESCRIPTION	DIMENSION	LIST PRICE
PLBE539T	4' Rectangular Beveled Top	48"W x 48"D x 1"H	\$519.00
PLBE537T	5' Rectangular Beveled Top	60"W x 48"D x 1"H	\$579.00
PLBE538T	6' Rectangular Beveled Top	72"W x 48"D x 1"H	\$619.00

### BOAT SHAPED CONFERENCE TOPS

MODEL #	DESCRIPTION	DIMENSION	LIST PRICE
PL236T	8' Boat Shape Top	95"W x 44"D x 1½"H	\$525.00
PL237THALF*	5' Boat Shape Top	60"W x 47¼"D x 1½"H	\$509.00
PL238THALF*	6' Boat Shape Top	72"W x 47¼"D x 1½"H	\$699.00

\*Two needed to make a 10' or 12' table.

### RACETRACK CONFERENCE TOPS

MODEL #	DESCRIPTION	DIMENSION	LIST PRICE
PL136T	8' Racetrack Top	95"W x 44"D x 1½"H	\$525.00
PL137THALF*	5' Racetrack Top	60"W x 47¼"D x 1½"H	\$509.00
PL138THALF*	6' Racetrack Top	72"W x 47¼"D x 1½"H	\$699.00

\*Two needed to make a 10' or 12' table.

### SQUARE & HALF TOPS

MODEL #	DESCRIPTION	DIMENSION	LIST PRICE
PL139T	4' Square Top Section	47¼"W x 47¼"D x 1½"H	\$515.00
PL137THALF	1/2 Racetrack Top	60"W x 47¼"D x 1½"H	\$509.00
PL237THALF	1/2 Boat Shape Top	60"W x 47¼"D x 1½"H	\$509.00
PL138THALF	1/2 Racetrack Top	72"W x 47¼"D x 1½"H	\$699.00
PL238THALF	1/2 Boat Shape Top	72"W x 47¼"D x 1½"H	\$699.00

\*Two needed to make a 10' or 12' table.

Please Note: Wire grommets standard on all conference tops. Two Piece Tops, Two Grommets

### OPTIONAL POWER INSERT SKU: PLTBPOWER

- 2 Power outlets; 1 data outlet
- 1 Phone; 1 usb port; 1 hdmi port
- 8' Power cord

Colors: BLK Black or SI Silver

List: \$529.00



## MULTI-PURPOSE TOPS


### RECTANGULAR TOPS

MODEL #	DESCRIPTION	DIMENSION	LIST PRICE
PLT2460	Rectangular Top	60"W x 24"D x 1"H	\$265.00
PLT2466	Rectangular Top	66"W x 24"D x 1"H	\$289.00
PLT2472	Rectangular Top	72"W x 24"D x 1"H	\$289.00
PLT3060	Rectangular Top	60"W x 30"D x 1"H	\$319.00
PLT3066	Rectangular Top	66"W x 30"D x 1"H	\$339.00
PLT3072	Rectangular Top	72"W x 30"D x 1"H	\$339.00
PLBE2460	Rectangular Beveled Top	60"W x 24"D x 1"H	\$319.00
PLBE2472	Rectangular Beveled Top	72"W x 24"D x 1"H	\$359.00
PLBE3060	Rectangular Beveled Top	60"W x 30"D x 1"H	\$379.00
PLBE3072	Rectangular Beveled Top	72"W x 30"D x 1"H	\$409.00


### ROUND & SQUARE TOPS

MODEL #	DESCRIPTION	DIMENSION	LIST PRICE
PLT24R	24" Round Top	24" Dia x 1"H	\$145.00
PLT30R	30" Round Top	30" Dia x 1"H	\$175.00
PLT36R	36" Round Top	36" Dia x 1"H	\$205.00
PLT42R	42" Round Top	42" Dia x 1"H	\$235.00
PLT48R	48" Round Top	48" Dia x 1"H	\$289.00
PGT24RCLEAR	24" Round Glass Top	24" Dia x ½"H	\$329.00
PGT36RCLEAR	36" Round Glass Top	36" Dia x ½"H	\$429.00
PLT24S	24" Square Top	24"W x 24"D x 1"H	\$145.00
PLT30S	30" Square Top	30"W x 30"D x 1"H	\$175.00
PLT36S	36" Square Top	36"W x 36"D x 1"H	\$205.00
PLT42S	42" Square Top	42"W x 42"D x 1"H	\$235.00
PLT48S	48" Square Top	48"W x 48"D x 1"H	\$289.00

(PL & PLT) - LAMINATE FINISHES IN STOCK:



(PLBE) BEVELED EDGE TABLE TOP - LAMINATE FINISHES IN STOCK:



HOW TO ORDER

2 SECOND - SELECT YOUR BASE STYLE



**RACETRACK TOP  
W/OBLIQUE & UNITE BASES**

PL137THALF (2), PL139T, PLTVALEG3642 (2),  
PLTULEG4860ILCMB (2), PLTRETSSUPPORT (12)



**RACETRACK TOP  
W/CUBE BASE**

PLT137THALF (2)  
w/PLCUBE (2)

**CUSTOM BUILD YOUR TABLE!**

**RECTANGULAR TOP  
W/UNITE 41"H BASE**

PLT3072, PLTULEG3041(2),  
PLTCBBDESKBAM72 (2)



**RECTANGULAR TOP  
W/SQUARE POST BASE**

PLT2472, PLTPOSTSQCBB,  
PLTMAINDESKBEAM72 (2),  
PLTMAINDESKBEAM24 (1)



**SQUARE TOP  
W/CUBE BASE**

PL139T, PLCUBE20



**ROUND TOP  
W/TRI-LEG BASE**

PLT30R, PLVLEG128 (3)



OBLIQUE, TRI-LEG, UNITE INSET, BOARD, ARC, CUBE & SQUARE POST BASES



OBLIQUE LEG



TRI-LEG



UNITE  
INSET LEG



BOARD TABLE BASE



ARC LEG



SQUARE POST BASE  
(w/CBB Brackets)

**NEW!**  
FINISH

(NEW! Black 28½" Only)



UNITE LEGS  
(29" or 41" High Option)



CUBE BASE  
(29" or 41" High Option)

**OBLIQUE, UNITE, TRI-LEG, SQUARE POST TABLE BASES**

(28½" & 41½"H)

MODEL #	DESCRIPTION	DIMENSIONS	LIST PRICE
PLTVALEG2430	Oblique Leg Base	23¼"W x 5"D x 28½"H	\$195.00
PLTVALEG3642	Oblique Leg Base	35"W x 5"D x 28½"H	\$255.00
PLTVALEG4860	Oblique Leg Base	43¼"W x 5"D x 28½"H	\$299.00
PLTVLEG128	Tri-Leg (Single Leg)	1"W x 5"D x 29½"H	\$92.00
PLTULEG24	Unite Leg - 28½"H	(For 24"D Tops)	\$225.00
PLTULEG30	Unite Leg - 28½"H	(For 30"D Tops)	\$235.00
PLTULEG36	Unite Leg - 28½"H	(For 36"D Tops)	\$319.00
PLTULEG48	Unite Leg - 28½"H	(For 2 - 24"D Tops)	\$339.00
PLTULEG60	Unite Leg - 28½"H	(For 2 - 30"D Tops)	\$359.00
PLTULEG2441	Unite Leg - 41"H	(For 24"D Tops)	\$259.00
PLTULEG3041	Unite Leg - 41"H	(For 30"D Tops)	\$265.00
PLTULEG3641	Unite Leg - 41"H	(For 36"D Tops)	\$349.00
PLTULEG4841	Unite Leg - 41"H	(For 2 - 24"D Tops)	\$379.00
PLTULEG6041	Unite Leg - 41"H	(For 2 - 30"D Tops)	\$409.00
PLTULEG4860ILCMB	Unite Inset Leg	35"W x 10½"D x 28½"H	\$509.00
PLTULEG4860ILMB41*	Unite Inset Leg	35"W x 10½"D x 40½"H	\$409.00
PLTULEG4860C41	Unite Inset Leg Cover	16"W x 1"D x 36¼"H	\$225.00
PLTARCLEG2430	Arc Leg Base	23¼"W x 1½"D x 28½"H	\$199.00
PLTARCLEG4860	Arc Leg Base	43¼"W x 1½"D x 28½"H	\$210.00
PLTPOSTSQCBB	Square Post Leg w/CBB Brackets (4 pack)		\$299.00

**CUBE & BOARD TABLE BASE**

MODEL #	DESCRIPTION	DIMENSION	LIST PRICE
PLTBTB32BRU	Board Table Base	32"W x 16"D x 28½"H	\$539.00
PLCUBE20	Cube Table Base	19½"W x 19½"D x 29½"H	\$379.00
PLCUBE2040	Pedestal Cube Table Base	21¼"W x 21¼"D x 40½"H	\$409.00

**(Laminate Bases) - Finishes In Stock:**

Cherry, Mahogany, Honey, Maple, Espresso, Modern Walnut, White & Coastal Gray

**TABLE HARDWARE - Beams & Supports for Oblique Bases Only.**

ADD BEAMS	LIST PRICE
PLTMAINDESKBEAM24 (Pair)	\$71.00
PLTMAINDESKBEAM30 (Pair)	\$92.00
PLTMAINDESKBEAM36	\$61.00
PLTMAINDESKBEAM48	\$71.00
PLTMAINDESKBEAM60	\$88.00
PLTMAINDESKBEAM66	\$102.00
PLTMAINDESKBEAM72	\$112.00
PLTRETSSUPPORT	\$61.00
PLTMBMBC Beam Connector (Pair)	\$50.00

**(Metal Bases) - Finishes In Stock**

Oblique: Silver & White  
 Unite Leg - 28½": Silver, White & NEW! Black  
 Unite Leg - 40½": Silver  
 Unite Inset - 28½": Silver, White & NEW! Black  
 Unite Inset - 40½": Silver  
 Tri-Leg: Silver & White  
 Board Table: Brushed Aluminum  
 Square Post: Silver  
 Arc: White



**ADD BEAMS**

For complete specifications and details, please call your sales representative for details.

**TECHNOLOGY**




Optional  
Monitor  
Stand

Please Note: \*Café Height base can be used with rectangular tops, but require two bases. Table Base Heights do not include top, add top thickness of 1" for complete table height.

Please See Variant Collection for Additional Bases Styles & Unite Leg Base Hardware!

## STANDARD HEIGHT BASES

All Metal Bases Available in Standard or Café Height; Round, Square and 4 Prong also Available in Occasional Height



### CROSS BASE – Standard - 29"H or Café - 41"H

XBM24CHRM    XBM33CHRM    XBM3341CHRM    XBM3341BLK

### 4 PRONG BASE – Occasional - 19"H, Standard - 29"H or Café - 41"H

**STANDARD BASES**                      **HEAVY DUTY BASES**

PLTHDXB2319BRU    PLTHDXB2328BRU    PLTHDXB2341BRU    PLTHDXB3019BRU    PLTHDXB3028BRU    PLTHDXB3041BRU

### ROUND BASE

Occasional - 19"H, Standard 29"H or Café Height - 41"H

PLTRB2319    PLTRB2328    PLTRB2341

### X BASE

28½"H

PLWXB3642

### SQUARE BASE

Occasional - 19"H, Standard - 29"H or Café Height - 41"H

PLTSQ2319    PLTSQ2328    PLTSQ2341

### PNEUMATIC ADJ. HEIGHT

PLTPGLBSQ31

### TABLE BASES - (CROSS) – Standard - 29"H or Café - 41"H

MODEL #	DESCRIPTION	LIST PRICE
PLTXBM24BLK	Standard Base - Black (Fits up to 36" Tops)	\$195.00
PLTXBM24CHRM	Standard Base - Chrome (Fits up to 36" Tops)	\$225.00
PLTXBM33BLK	Standard Base - Black (Fits up to 48" Tops)	\$225.00
PLTXBM33CHRM	Standard Base - Chrome (Fits up to 48" Tops)	\$245.00
PLTXBM3341BLK	Café Height Base - Black (Fits up to 36" Tops)	\$285.00
PLTXBM3341CHRM	Café Height Base - Chrome (Fits up to 36" Tops)	\$307.00

Cross Bases Finishes In Stock: BLK Black, CHRM Chrome

### TABLE BASES - (4 PRONG) – Occasional - 19", Standard - 29"H or Café - 41"H

MODEL #	DESCRIPTION	LIST PRICE
PLTHDXB2319BRU	Occasional Height Base (Fits up to 36" Tops)	\$444.00
PLTHDXB2328BRU	Standard Base (Fits up to 36" Tops)	\$464.00
PLTHDXB2341BRU	Café Height Base (Fits up to 24" Tops)	\$514.00
PLTHDXB3019BRU	Occasional Height Base (Fits up to 48" Tops)	\$554.00
PLTHDXB3028BRU	Standard Base (Fits up to 48" Tops)	\$574.00
PLTHDXB3041BRU	Café Height Base (Fits up to 36" Tops)	\$624.00

4 Prong Bases Finish In Stock: BRU Brushed Steel

Please Note: Café Height base can be used with rectangular tops, but require two bases.

### TABLE BASES - (ROUND & SQUARE)

Occasional Height - 19"H, Standard - 29"H or Café - 41"H

MODEL #	DESCRIPTION	LIST PRICE
PLTRB2319BRU	Occasional Height Round Base (Fits up to 36" Tops)	\$391.00
PLTRB2328BRU	Standard Round Base (Fits up to 42" Tops)	\$401.00
PLTRB2341BRU	Café Height Round Base (Fits up to 36" Tops)	\$434.00
PLTSQ2319BRU	Occasional Height Square Base (Fits up to 36" Tops)	\$434.00
PLTSQ2328BRU	Standard Square Base (Fits up to 42" Tops)	\$444.00
PLTSQ2341BRU	Café Height Square Base (Fits up to 36" Tops)	\$484.00

Round & Square Base Finish In Stock: BRU Brushed Steel

### X & ADJ. HEIGHT TABLE BASES - 28½"H

MODEL #	DESCRIPTION	LIST PRICE
PLWXB3642	X Base (For 36" & 42" Tops)	\$175.00
PLWXB48	X Base (For 48" Top)	\$215.00

Table Finishes In Stock: Cherry, Mahogany, Honey, Maple, Espresso, Modern Walnut, White & Coastal Gray

MODEL #	DESCRIPTION	LIST PRICE
PLTPGLBSQ31	Height Adjustable Base (Pneumatic Lift) (Fits PLT30R, PLT36R, PLT30S & PLT36S Tops)	\$749.00

Height Adjustable Base Finish In Stock: BLK Black

OfficeSource® Tables are put to use in many different ways.

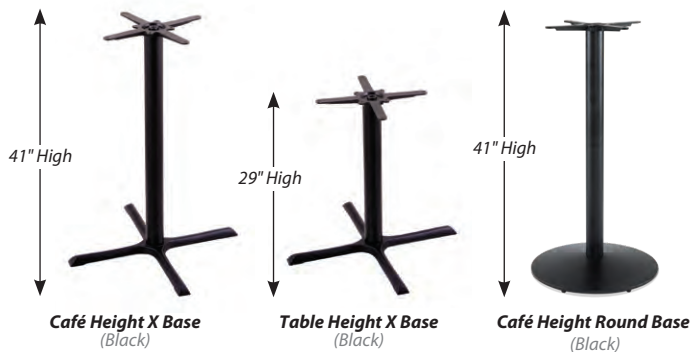
**GREAT OPTIONS for Both STYLE and VERSATILITY.**

Breakroom • Hospitality • Classroom • Office • Training • Lobby • Outdoor




**INDOOR/OUTDOOR BASES**

**CAST IRON BASES**



**INDOOR OR OUTDOOR TOPS**



**TABLE BASES - (INDOOR/OUTDOOR)**

– Standard - 29"H or Café - 41"H

Both X & Round Bases support up to 50" Tops

**TABLE TOPS - (INDOOR or OUTDOOR)**

– Square - 30" & 36" Wide; – Circle - 30" & 36" Diameter

INDOOR MODEL #	OUTDOOR MODEL #	DESCRIPTION	INDOOR LIST	OUTDOOR LIST
2113030BW	★ QSOD2113030BW	Table Height - X	\$299.00	\$549.00
2113042BW	★ QSOD2113042BW	Café Height - X	\$329.00	\$589.00
2142230BW	★ QSOD2142230BW	Table Height - Round	\$389.00	\$699.00
2142242BW	★ QSOD2142242BW	Café Height - Round	\$419.00	\$739.00

MODEL #	DESCRIPTION	LIST PRICE
QSOD30SQ	★ Square - 30"W x 30"D x 2"H	\$407.00
QSOD36SQ	★ Square - 36"W x 36"D x 2"H	\$444.00
QSOD30R	★ Circle - 30" Dia x 2"H	\$364.00
QSOD36R	★ Circle - 36" Dia x 2"H	\$407.00

**Please Note:** Outdoor bases are e-coated inside and out & dipped in zinc to withstand the elements. For outdoor bases only outdoor tops can be used, no PL tops.

★ Gold Stars Indicate Product New for 2019.

QS = QUICKSHIP



**Please Note:** Café Height base can be used with rectangular tops, but require two bases. Table Base Heights are overall heights including table top and base.



**DESIGN YOUR OWN WITH OfficeSource®**

Create an atmosphere for just about any environment using our OfficeSource® Tops & Bases!



Pictured w/Remark Collection

## OS CONFERENCE/ MULTI-PURPOSE TABLES by OfficeSource®

★ Gold Stars Indicate  
Product New for 2019.



↑ **TYPICAL OSC18** ★  
**Total List: \$1,603.00**

Excludes Seating & Accessories.

Table Dimensions: 95"W x 44"D x 29½"H

### TYPICAL OSC18

MODEL #	QTY	DESCRIPTION	W x D x H	LIST PRICE
PLTBTB32BRU	2	Board Table Base	32 x 16 x 28½	\$539.00 ea.
PL236T	1	Boat Shaped Conference Top	95 x 44 x 1½	\$525.00



Pictured w/Franklin Collection

↑ **TYPICAL OSC01**  
**Total List: \$6,254.00**

Excludes Seating & Accessories.

Overall Dimensions: 120"W x 47¼"D x 29½"H

### TYPICAL OSC01

MODEL #	QTY	DESCRIPTION	W x D x H	LIST PRICE
PLTBTB32BRU	3	Board Table Base	32 x 16 x 28½	\$539.00 ea.
PL237THALF	2	Half Boat Shape Top	47 x 60½ x 2	\$509.00 ea.
PL113	2	Storage Cabinets	35½ x 22 x 29½	\$479.00 ea.
PL112	2	Two Drawer Lateral File	35½ x 22 x 29½	\$819.00 ea.
PL110	1	Desk Top	71 x 22 x 1	\$225.00
PL153	2	Open Hutch	35½ x 14 x 36	\$399.00 ea.



Pictured w/7794TNS  
Mesh Back Guest Chairs

↑ **TYPICAL OSC12** ★  
**Total List: \$2,478.00**

Excludes Seating & Accessories.

Individual Table Dimensions: 72"W x 36"D x 29½"H

### TYPICAL OSC12

MODEL #	QTY	DESCRIPTION	W x D x H	LIST PRICE
PLT3672	2	Rectangular Top	72 x 36 x 1½	\$409.00 ea.
PLTULEG36	4	Unite Leg Base (For 36"D Tops)	28½"H	\$319.00 ea.
PLTCBBDESKBEAM72	2	Add Beam	67¼ x 2 x 1	\$192.00 ea.

## TYPICAL CONFIGURATIONS



↑ **TYPICAL OSC04**  
**Total List: \$3,944.00**  
*Excludes Seating & Accessories.*  
**Overall Dimensions:** 238½"W x 47¼"D x 29½"H

*Pictured w/Cade Collection*

## OS CONFERENCE/ MULTI-PURPOSE TABLES

by OfficeSource®

### TYPICAL OSC04

MODEL #	QTY	DESCRIPTION	W x D x H	LIST PRICE
PL238THALF	2	1/2 Boat Shape Top	47¼ x 60½	\$699.00 ea.
PLCUBE20	4	Cube Table Base	19½ x 19½ x 29½	\$379.00 ea.
PL139T	2	4' Square Top Section	47¼ x 47¼ x 1½	\$515.00 ea.



*Pictured w/ST197  
Café Height, Low Back Wood Stools*

↑ **TYPICAL OSC05**  
**Total List: \$1,848.00**  
*Excludes Seating & Accessories.*  
**Overall Dimensions:** 94½"W x 47¼"D x 42"H

### TYPICAL OSC05

MODEL #	QTY	DESCRIPTION	W x D x H	LIST PRICE
PL139T	2	4' Square Top	47¼ x 47¼ x 1½	\$515.00 ea.
PLCUBE2040	2	Pedestal Cube Table Base	21¼ x 21¼ x 40½	\$409.00 ea.



★ **TYPICAL OSC13** ↓  
**Total List: \$898.00**  
*Excludes Seating & Accessories.*  
**Overall Dimensions:** 48"W x 48"D x 29"H

### TYPICAL OSC13

MODEL #	QTY	DESCRIPTION	W x D x H	LIST PRICE
PLBE539T	1	4' Square Beveled Top	48 x 48 x 1½	\$519.00
PLCUBE20	1	Cube Table Base	19½ x 19½ x 29	\$379.00

*Pictured w/Franklin Collection*

## TYPICAL CONFIGURATIONS

★ Gold Stars Indicate  
Product New for 2019.



**MAGNETIC MOBILE WHITE BOARD**  
Great Presentation or Training Aide.

Pictured w/Franklin Collection

↑ **TYPICAL OSC14** ★  
**Total List: \$3,622.00**  
Excludes Seating & Accessories.  
Overall Dimensions: 144"W x 48"D x 29½"H

**OS CONFERENCE/  
MULTI-PURPOSE TABLES**  
by OfficeSource®

TYPICAL OSC14				
MODEL #	QTY	DESCRIPTION	W x D x H	LIST PRICE
PLTVALEG4860	3	Oblique Leg Base	43½ x 5 x 28½	\$299.00 ea.
PLBE538T	2	6' Rectangular Beveled Top	72 x 48 x 1	\$619.00 ea.
PLTMAINDESKBEAM66	4	Desk Support Beam	61½ x 2 x 1	\$102.00 ea.
PLTMBMBC	1	Beam Connector (Pair)	15¾ x ¾ x 1½	\$50.00
MWB3366SI	1	Magnetic Mobile White Board	35½ x 22 x 29½	\$1,029.00



↓ **TYPICAL OSC15** ★  
**Total List: \$4,037.00**  
Excludes Seating & Accessories.  
Overall Dimensions: 191¼"W x 47¼"D x 29½"H

↑ **TYPICAL OSC09**  
**Total List: \$7,632.00**  
Excludes Seating & Accessories.  
Individual Table Dimensions:  
72"W x 30"D x 29½"H

TYPICAL OSC09				
MODEL #	QTY	DESCRIPTION	W x D x H	LIST PRICE
PLT3072	8	Rectangular Top	72 x 30 x 1½	\$339.00 ea.
PLTPOSTSQCB	8	Square Post Leg	1½ x 1½ x 28½	\$299.00 ea.
PLTMAINDESKBEAM30	8	Desk Support Beam (Set of 2)	26 x 2 x 1	\$92.00 ea.
PLTMAINDESKBEAM72	16	Desk Support Beam	67¼ x 2 x 1	\$112.00 ea.



TYPICAL OSC15				
MODEL #	QTY	DESCRIPTION	W x D x H	LIST PRICE
PLTVALEG3642	2	Oblique Leg Base	35 x 5 x 29½	\$255.00 ea.
PLTULEG4860LCMB	2	Unite Inset Leg	35 x 10½ x 28½	\$509.00 ea.
PL238THALF	2	12' Boat Shape Top	72 x 47¼ x 1½	\$699.00 ea.
PL139T	1	4' Square Top Section	47¼ x 47¼ x 1½	\$515.00
PLTMAINDESKBEAM60	4	Desk Support Beam	55¼ x 2 x 1	\$88.00 ea.
PLTRETSSUPPORT	4	Desk Support Bracket		\$61.00 ea.

★ Gold Stars Indicate Product New for 2019.

**TYPICAL CONFIGURATIONS**

## OS CONFERENCE/ MULTI-PURPOSE TABLES by OfficeSource®



← **TYPICAL OSC16** ★  
**Total List: \$7,362.00**

*Excludes Seating & Accessories.*

**Individual Table Dimensions:** 72"W x 30"D x 29½"H

### TYPICAL OSC16

MODEL #	QTY	DESCRIPTION	W x D x H	LIST PRICE
PLT3072	6	Rectangular Top	72 x 30 x 1½	\$339.00 ea.
PLTSQ2328BRU	12	Standard Square Base	22¾ x 22¾ x 28	\$444.00 ea.



← **TYPICAL OSC17** ★  
**Total List: \$5,607.00**

*Excludes Seating & Accessories.*

**Individual Table Dimensions Regular:** 42"W x 42"D x 29½"H

**Individual Table Dimensions Café Height:** 60"W x 24"D x 41"H

### TYPICAL OSC17

MODEL #	QTY	DESCRIPTION	W x D x H	LIST PRICE
PLTRB2328BRU	3	Standard Round Base	22¾" Dia x 28	\$401.00 ea.
PLT42R	3	42" Round Top	42 x 42 x 1	\$235.00 ea.
PLTSQ2341BRU	6	Café Height Square Base	22¾ x 22¾ x 41	\$484.00 ea.
PLT2460	3	Table Top	60 x 24 x 1	\$265.00 ea.

★ Gold Stars Indicate  
Product New for 2019.

## OS FROSTED GLASS TABLES by OfficeSource®

Table tops are 1/2" thick frosted tempered glass for a heavy and stable feel. Metallic gray steel frames provide a stable foundation and have chrome circular pods for glass support. Table base feet pivot and adjust in height to handle any uneven floors.

**6' RECTANGULAR CONFERENCE TABLE W/1/2" THICK FROSTED TEMPERED GLASS TOP**  
SKU: GT7245REFROSTED  
72"W x 45"D x 29"H  
List: \$2,149.00

**8' RECTANGULAR CONFERENCE TABLE W/1/2" THICK FROSTED TEMPERED GLASS TOP**  
SKU: GT9645REFROSTED  
96"W x 45"D x 29"H  
List: \$2,539.00

**Finish In Stock:**  
Frosted Glass Top  
w/Metallic Gray Base



**1/2" THICK FROSTED TEMPERED GLASS TOPS!**

### TYPICAL CONFIGURATIONS

# Abbey CONFERENCE TABLES by OfficeSource®

From private offices to boardrooms, the OfficeSource® Abbey Conference Tables support teamwork and association at all levels of an organization. These OfficeSource® tables are available in lengths from six to twelve feet and feature materials that express traditional aesthetic. The rich mahogany finish with picture frame moldings provides a rich, timeless look.



*Pictured w/Indulge Collection*

**TIMELESS FOUNDATION FOR TODAY'S  
SOPHISTICATED WORK PLACE!**

**1-3/4" THICK TOPS!**

**6' RECTANGULAR  
CONFERENCE TABLE  
W/PANEL BASE**  
**SKU: 992**  
72"W x 42"D x 29"H  
List: \$1,599.00

**8' RECTANGULAR  
CONFERENCE TABLE  
W/PANEL BASE**  
**SKU: 910**  
96"W x 42"D x 29"H  
List: \$1,879.00

**10' RECTANGULAR  
CONFERENCE TABLE  
W/PANEL BASE**  
**SKU: 996**  
• Two piece top  
120"W x 48"D x 29"H  
List: \$2,539.00

**12' RECTANGULAR  
CONFERENCE TABLE  
W/PANEL BASE**  
**SKU: 998**  
• Two piece top  
144"W x 48"D x 29"H  
List: \$2,639.00



**← 48" ROUND  
CONFERENCE TABLE  
W/QUEEN ANNE BASE**  
**SKU: 984**  
48"Dia x 29"H  
List: \$1,069.00

**→ STORAGE CRENZIA**  
**SKU: 962D**  
72"W x 23"D x 29"H  
List: \$2,859.00



**ABBEY - FINISH  
IN STOCK:**



Mahogany



# OS Laminate COLLECTION

## - TABLES

Our range of tables are suitable for use in many different settings. Our tables can be used in conference rooms, office floors, educational facilities and in home offices. They are an excellent way to extend the current workspace available or to provide a place to eat, hold meetings and add extra storage space.



#PL219  
Pictured in Modern Walnut



#PL221  
Pictured in Coastal Gray



#PL220  
Pictured in Espresso


**COFFEE TABLE**  
SKU: PL219  
49"W x 24"D x 16"H  
List: \$409.00

**SOFA TABLE** ★  
SKU: PL221  
47¼"W x 23¾"D x 28"H  
List: \$529.00

**END TABLE**  
SKU: PL220  
24"W x 24"D x 20"H  
List: \$289.00

★ Gold Stars Indicate Product New for 2019.

### OS LAMINATE TABLES - FINISHES AVAILABLE:



# Keswick Reception COLLECTION (VENEER)


**Handsome detailing on durable wooden construction.** Mirroring the looks of early American stateliness, this collection is a distinguished addition to any office. Solidly built with elegant moldings and a rich English Cherry finish, these tables are workplace staples you'll be able to count on for years to come.



#OS799010



#OS799082



END TABLE TOP



28\"/>



18\"/>

**END TABLE**  
SKU: QS799010  
24"W x 24"D x 24"H  
List: \$635.00

**SOFA/CONSOLE TABLE**  
SKU: QS799082  
48"W x 18"D x 28"H  
List: \$794.00

**KESWICK - FINISH AVAILABLE:**



English Cherry



All items in these collections come ready-to-assemble.

**Finish In Stock:** English Cherry

**DURABLE UV FINISH RESISTANT TO STAINS, MARS AND SCRATCHES!**

CHOOSE FROM 3 BASE STYLES...  
LAMINATE, METAL OR CASTERS!



OfficeSource®  
05030

## OS PEDESTAL TABLES by OfficeSource®

**TABLE W/PEDESTAL BASE** LIST PRICE  
29"W x 29"D x 15½"H w/casters 18¼"H

PL9997 (Table)	\$329.00
PL9998SI (Metal Base)*	\$175.00
PL9999BASE (Laminate Base)	\$72.00
PLPEDCASTERS (Caster Base)	\$40.00

\*Metal Base Finish In Stock: Brushed Silver

Please Note: Must choose one of the three base options: Metal, Laminate or Caster.



Some items in this collection come ready-to-assemble.



#PL9997  
Pictured in Maple w/Metal Base Option



#PL9997  
Pictured in Modern Walnut w/Laminate Base Option



#PL9997  
Pictured in Espresso w/Caster Base Option



#PL9997  
Pictured in Cherry w/Metal Base Option



#PL9997  
Pictured in White w/Laminate Base Option



#PL9997  
Pictured in Modern Walnut w/Caster Base Option

### OS PEDESTAL TABLES - FINISHES IN STOCK:




## Orb COLLECTION TABLES by OfficeSource®

Our Orb Collection brushed silver cylinder style tables lend their clean geometry to any room. Add a top cushion for extra seating.



**ORB TABLE - 16\"/>**



**ORB TABLE - 24\"/>**

**1-1/2\"/>**

Orb Tables - Finish In Stock: Brushed Silver



# OS RECEPTION TABLES by OfficeSource®



## TABLE TOPS - (ROUND, SQUARE & GLASS)

MODEL #	DESCRIPTION	DIMENSION	LIST PRICE
PLT24R	24" Round Table Top	24"Dia x 1"H	\$145.00
PLT36R	36" Round Table Top	36"Dia x 1"H	\$205.00
PLT24S	24" Square Top	24"W x 24"D x 1"H	\$145.00
PLT36S	36" Square Top	36"W x 36"D x 1"H	\$205.00
PGT24RCLEAR	24" Round Glass Top	24"Dia x ½"H	\$329.00
PGT36RCLEAR	36" Round Glass Top	36"Dia x ½"H	\$429.00

*Please Note: Glass Tops come w/Metal Center Adapter.*

## TABLE BASES - (ROUND, SQUARE & 4 PRONG)

MODEL #	DESCRIPTION	LIST PRICE
PLTRB2319BRU	Occasional Height Round Base - 19"H (Fits up to 36" Tops)	\$391.00
PLTSQ2319BRU	Occasional Height Square Base - 19"H (Fits up to 36" Tops)	\$434.00
PLTHDXB2319BRU	Occasional Height 4 Prong Base - 19"H (Fits up to 36" Tops)	\$444.00

### SIDE C-TABLE W/LAMINATE TOP

SKU: PLTC66T ★  
22¼"W x 15¾"D x 25½"H  
List: \$140.00

Finish In Stock:  
SIL Silver

### STEEL SIDE TABLE W/GLASS TOP


SKU: PLT18RWG22BRU ★  
16"Dia x 25"H  
List: \$439.00

Finish In Stock:  
BRU Brushed Aluminum

★  
Gold Stars Indicate  
Product New for 2019.



### LAMINATE TABLE TOPS - FINISHES IN STOCK:



# Blow Mold **FOLDING TABLES** by OfficeSource®

OfficeSource® blow molded tables are strong, durable and light weight. Perfect for outdoors or indoors, these tables are constructed of durable plastic that will not chip, crack or warp. Surface resists stains and cleans with mild dish soap. Legs and support structure are powder coated heavy gauge material. These tables are 40% lighter than comparable wood tables.



#FBM3060



#FBM71R




## PLASTIC BLOW-MOLDED FOLDING TABLES - (RECTANGULAR)

SKU	Dimension	Weight	List Price
FBM3060	60"L x 30"W x 29"H	30 lbs.	\$189.00
FBM3072	72"L x 30"W x 29"H	36 lbs.	\$219.00
FBM3096	96"L x 30"W x 29"H	49 lbs.	\$319.00

## PLASTIC BLOW-MOLDED FOLDING TABLES - (ROUND)

SKU	Dimension	Weight	List Price
FBM60R	60" Dia x 29"H	49 lbs.	\$369.00
FBM71R	71" Dia x 29"H	75 lbs.	\$549.00

### COLOR & FRAME IN STOCK:



**PERFECT FOR OUTDOORS  
OR INDOORS!**

**DON'T FORGET TO ORDER YOUR TABLE & CHAIR CARTS!**



#FTD3502GRY



#RA106AGRY



#FCdra51

### RECTANGULAR TABLE CART

**SKU: FTD3502GRY**  
• Gray finish  
• Holds up to (20) 5' & 6' tables & (18) 8' Tables  
76"L x 45¼"H x 31"D  
Weight: 74 lbs.  
List: \$559.00

### ROUND TABLE CART

**SKU: RA106AGRY**  
• Gray finish  
• Holds up to (13) 71" & (14) 60" & (16) 48"  
52"L x 40½"H x 32¾"D  
Weight: 84 lbs.  
List: \$569.00

### FOLDING CHAIR CART

**SKU: FCDra51**  
• Black finish  
• Holds up to (60) FBM03 chairs, & (72) 1601 Or 1631 chairs  
• 4" Swivel wheels  
67"W x 31"D x 70"H  
Weight: 93 lbs.  
List: \$689.00

# 6000 Series **FOLDING TABLES**

Features include 3/4" particleboard core with a fused-on melamine top. All top shapes and sizes are strengthened by a steel support apron. When the table is not in use, a spring clip locks table legs in a folded position.

SKU	Top Size	List Price
SO601860	18"D x 60"W	\$386.00
SO601872	18"D x 72"W	\$402.00
SO601896	18"D x 96"W	\$442.00
SO602448	24"D x 48"W	\$386.00
SO602460	24"D x 60"W	\$402.00
SO602472	24"D x 72"W	\$420.00
SO602496	24"D x 96"W	\$456.00
SO603060	30"D x 60"W	\$434.00
SO603072	30"D x 72"W	\$452.00
SO603096	30"D x 96"W	\$492.00
SO6060R	60" Round	\$775.00



#601872BG  
Pictured in Gray Nebula w/Black



#6060RBW  
Pictured in Walnut w/Black



## → TABLE CARTS

**ROUND TABLE TRUCK**  
**SOHRTT1**  
(Holds up to 72")  
List: \$2,963.00

**TABLE TRUCK 72"**  
**SOHTT6**  
List: \$1,511.00

**TABLE TRUCK 96"**  
**SOHTT8**  
List: \$1,693.00



#HTT6

### FINISHES & FRAMES AVAILABLE:



SOBG Gray Nebula w/Black

SOBW Walnut w/Black

SOMO Medium Oak w/Black

SOChar Black (Frame Color)

**Please Note:** Tops come with Char Black Banding



# Mobile *STOOL & BENCH TABLES*

Specially designed torsion bars help you fold and unfold our stool and bench tables quickly and smoothly. Heavy duty wheel assemblies facilitate transportation. These tables also have up lock and down lock mechanisms, and are UL\* listed. Thanks to these features, set-up and tear down are greatly simplified.

STOOL STYLE	SEAT HEIGHT	STOOLS	TABLE HEIGHT	TOP SIZE	LIST PRICE
SOMTS17291012	17"	12	29"	30" x 120"	\$5,024.00
SOMTS17291212	17"	12	29"	30" x 144"	\$5,270.00

BENCH STYLE	SEAT HEIGHT	BENCHES	TABLE HEIGHT	TOP SIZE	LIST PRICE
SOMTB172910	17"	4	29"	30" x 120"	\$5,024.00
SOMTB172912	17"	4	29"	30" x 144"	\$5,270.00

ROUND BENCH STYLE	SEAT HEIGHT	BENCHES	TABLE HEIGHT	TOP SIZE	LIST PRICE
SOMTBO17295	17"	4	29"	77" x 81"	\$5,544.00



**SO = SPECIAL ORDER**  
**VIRCO 10 YEAR WARRANTY**



#MTS17291012  
Pictured in Medium Oak w/ Navy Stool Seats

Virco's stool tables and bench tables are listed by Underwriters Laboratories Inc. (UL). Samples of these products have been evaluated by UL and meet the applicable UL standards for safety.



## 785 Series *STUDENT DESK*

**VIRCO 10 YEAR WARRANTY**

**Top Available:** Medium Oak or Fusion Maple high-pressure laminate, or (785M) Fusion Maple hard plastic top.  
**Color/Finish Available:** Blueberry, Green, Navy, Purple, Red, Squash, Apple, Wine, Chocolate, Graphite and Black book box. Char Black or Silver Mist upper frame.

**Additional Finish/Color Options Available** - Call Your Local Sales Representative for Details.



**LEGS ADJUST TOP HEIGHT FROM 22" TO 30" IN ONE INCH INCREMENTS**


**OPEN-FRONT STUDENT DESK**  
**SKU: SO785**  
• High pressure laminate top  
• Plastic book box  
24"W x 18"D x 22"-30"H  
List: \$222.00

**OPEN-FRONT STUDENT DESK**  
**SKU: SO785M**  
• Hard plastic top  
• Plastic book box  
24"W x 18"D x 22"-30"H  
List: \$282.00


**Please Note:** Desks priced per desk, but sold 2 per carton.

**SPECIAL ORDER - PLASTIC SEAT, TABLES, STUDENT DESKS COLORS/FINISHES AVAILABLE:**


**Plastic Seat & Box Colors:**



**Mobile Stool & Bench Laminate/Banding & Frame:**



**Student Desks Laminate Finishes & Frames:**



**SO = SPECIAL ORDER**



## Educational LAB FURNITURE

### PLAIN APRON TABLE

These tables are built for years of dependable service. Legs and aprons are constructed of solid red oak. They are finished with a chemical resistant, earth-friendly UV finish. Aprons are constructed of solid red oak and are 1 $\frac{3}{8}$ "D x 4 $\frac{1}{2}$ "H with heavy-duty 13-gauge steel corner braces. 2 $\frac{1}{4}$ " square solid oak legs, with  $\frac{5}{16}$ " hanger bolts installed, are attached to apron with nuts and washers supplied. All tables are equipped with non-skid adjustable glides for precise leveling and for prevention of rocking on uneven floors. Tables are supplied with black rubber leg boots which offer protection against scuffing and chemical spills. Standard table height is 30" with a weight capacity of 500 lbs. (Shipped KD with tops attached)



MODEL #	DESCRIPTION	DIMENSION
QSP7101K30N	Oak/Plastic Laminate Top	48"W x 24"D x 30"H
QSP7102K30N	Oak/ChemGuard Top	48"W x 24"D x 30"H
QSP7106K30N	Oak/Solid Epoxy Top	48"W x 24"D x 30"H
QSP7201K30N	Oak/Plastic Laminate Top	54"W x 24"D x 30"H
QSP7202K30N	Oak/ChemGuard Top	54"W x 24"D x 30"H
QSP7206K30N	Oak/Solid Epoxy Top	54"W x 24"D x 30"H
SOP7206M30N	Maple/Solid Epoxy Top	54"W x 24"D x 30"H
QSP7601K30N	Oak/Plastic Laminate Top	60"W x 24"D x 30"H
QSP7602K30N	Oak/ChemGuard Top	60"W x 24"D x 30"H
QSP7606K30N	Oak/Solid Epoxy Top	60"W x 24"D x 30"H

### 5' INSTRUCTOR DESK

Complete demonstration center constructed of solid oak hardwood and oak veneers. It is finished with a chemical resistant, earth-friendly UV finish. Included are four drawers (three small, one file), and a large cupboard. The drawers are expertly crafted from the finest materials with dovetail joinery throughout. Drawers run on epoxy coated steel glides with nylon bearings for smooth operation. All units come with a GFI protected AC



duplex receptacle. Unit comes with combination cold water/gas fixture, and polypropylene trap. Comes standard with pull out writing board, support rod with crossbar, rubber base molding and locks for cupboard and all drawers.

MODEL #	DESCRIPTION	DIMENSION
QS1216KL	Solid Epoxy Top	60"W x 30"D x 36"H

Table/Base Finish: Oak  
Top Finish: Black Epoxy Resin

QS = QUICKSHIP SO = SPECIAL ORDER

### FORWARD VISION I

This popular workstation allows four students to work at a single station while all are facing the teacher. The unique design leaves enough room to store four stools (not included) under the workstation. Sink units come with two combination cold water/gas fixtures. It comes with two GFI electrical outlets, and ample storage. The door cabinet comes with two adjustable shelves. The station is finished with a chemical resistant, earth-friendly UV finish. All doors and drawers lock.



MODEL #	DESCRIPTION	DIMENSION
QS2946K	Solid Epoxy Top	96"W x 50"D x 36"H

### ECONOMY MOBILE LAB TABLE

Constructed from select oak and oak veneers with a chemical resistant, earth-friendly UV finish. It features unbreakable aluminum sliding door glides and lock. The 1 $\frac{1}{4}$ " thick high-pressure laminated top is bound with a Plastic-T Molding. It has a mobile capacity of 500 lbs., and is equipped with a stainless steel sink, hand pump, heavy-duty 4" locking swivel casters, 25' grounded extension cord, two 2 $\frac{1}{2}$  gallon water bottles, connecting hoses, two  $\frac{3}{4}$ " diameter upright rods, one  $\frac{1}{2}$ " diameter crossbar with clamps, two fully adjustable shelves, and a GFI protected AC duplex electrical outlet. Sink measures 15"W x 13"L x 5"D.



MODEL #	DESCRIPTION	DIMENSION
QS4111K	Economy Lab Table	48"W x 24"D x 36"H
QS4000K	Mobile Mirror	20 $\frac{3}{4}$ "W x 1 $\frac{1}{2}$ "D x 27 $\frac{3}{4}$ "H
QS4001K	Mirror/Markerboard	20 $\frac{3}{4}$ "W x 1 $\frac{1}{2}$ "D x 27 $\frac{3}{4}$ "H

### MOBILE MICROSCOPE STORAGE CABINET

Provides a safe, convenient way to store your microscopes. It is constructed of solid hardwood, solid oak and oak veneers with a chemical resistant, earth-friendly UV finish. The front and back doors have locks. The unit contains removable wire dividers to provide an individual space for each individual microscope (6 $\frac{3}{4}$ " x 10" x 15 $\frac{1}{2}$ "). With a mobile capacity of 500 lbs., this cabinet rolls on heavy-duty swivel casters with brakes. The top is 1 $\frac{1}{4}$ " black plastic laminate. The cabinet has storage for 24 standard microscopes.



MODEL #	DESCRIPTION	DIMENSION
QS4701K	High Pressure Laminate Top	48"W x 24"D x 40 $\frac{3}{4}$ "H

CALL FOR PRICING



## Educational LAB FURNITURE

### FAB-LAB WORKBENCH

Perfect for Makerspaces and Fab-Labs. It can be adjusted in height from 25½"H to 35½"H. Add the optional 5" locking casters and you'll add another 6" in height. The legs are 12 gauge steel and have 14 gauge stringers for strength and stability. The steel base is finished with a gray baked enamel finish. The static weight capacity is 1400 lbs. without casters and 1000 lbs with casters added. Need storage? Add the 18 gauge 8"D shelf. Choose from a 1¾" thick maple work surface or the 1½" thick ShopTop.



*Pictured w/Optional Shelf & Casters*

MODEL #	DESCRIPTION	DIMENSION
SOAMS6030M	Top: Maple	60"W x 30"D x 35½"H
SOAMS6030S	Top: ShopTop	60"W x 30"D x 35½"H
SOAMS7230M ★	Top: Maple	72"W x 30"D x 35½"H
SOAMS7230S	Top: ShopTop	72"W x 30"D x 35½"H
SOAMS9630M	Top: Maple	96"W x 30"D x 35½"H
SOAMS9630S	Top: ShopTop	96"W x 30"D x 35½"H
SO253993	18 Gauge Shelf - 60"	60"W x 8"D
SO253994	18 Gauge Shelf - 72"	72"W x 8"D
SO253995	18 Gauge Shelf - 96"	96"W x 8"D
SO253996	Heavy Duty Casters (Set of 4)	4"H

### DRAWING TABLE

Your choice of 4 different tables includes one and two-piece tops, plain apron, two sizes of drawers and two heights. All units have solid maple legs and aprons and fully adjustable ¾" tops with the soft close feature. The one-piece tops measure 36"W x 24"D. The two-piece top has a 24"W x 24"D adjustable side and a 12"W x 24"D fixed, flat side. All models are available in either 30"H or 36"H.



MODEL #	DESCRIPTION	DIMENSION
QSDT9A30 ★	1-Piece Top (30"), Plain Apron	36"W x 24"D x 30"H
QSDT9SA30	2-Piece Top (30"), Plain Apron	36"W x 24"D x 30"H
QSDT9A37	1-Piece Top (36"), Plain Apron	36"W x 24"D x 36"H
QSDT9SA37 ★	2-Piece Top (36"), Plain Apron	36"W x 24"D x 36"H

### ART BENCH

This sturdy bench can be used in art rooms, libraries and wherever you want a solid place for people to sit. The unit is made of ¾" solid maple. A built in shelf provides a handy place to store books and papers. Finished with an earth friendly UV finish.



MODEL #	DESCRIPTION	DIMENSION
QSAB	Art Bench w/Shelf	17"W x 12"D x 17"H

### TWO-STATION STEEL WORKBENCH

Base consists of a single-faced heavy gauge unit, welded and riveted throughout. The unit provides six locker openings (12"W x 21"D x 15"H). Vented doors have spring loaded hinges, padlock hasp, and knockout plug for cylinder locks. Top is constructed of 2¼" maple. Available with or without vises. Gray (WB60) or black (WB6BL) for base unit.



MODEL #	DESCRIPTION	DIMENSION
SOWB60V	Two-Station/0 Vises (Gray)	64"W x 28"D x 33¼"H
SOWB61V	Two-Station/1 Vise (Gray)	64"W x 28"D x 33¼"H
SOWB62V	Two-Station/2 Vises (Gray)	64"W x 28"D x 33¼"H
SOWB6BL0V	Two-Station/0 Vises (Black)	64"W x 28"D x 33¼"H
SOWB6BL1V	Two-Station/1 Vise (Black)	64"W x 28"D x 33¼"H
SOWB6BL2V	Two-Station/2 Vises (Black)	64"W x 28"D x 33¼"H

### PLANNING TABLES

The base is constructed of two tapered solid maple pedestal style panel legs with two solid maple truss bars. Top options are: 1¾" solid maple top or 1¼" plastic laminate in either birch or almond color.



MODEL #	DESCRIPTION	DIMENSION
QSPT62M	Plain/Maple	60"W x 42"D x 30"H
QSPT62PNB	Plain/Natural Birch P. Lam	60"W x 42"D x 30"H
QSPT62P	Plain/Almond P. Lam	60"W x 42"D x 30"H

### MOBILE TOTE TRAY CABINET

Organize materials or assign separate storage with this mobile tote tray cabinet. This plywood cabinet holds up to 24 totes measuring 19"x 14½" x 3½"H. 4" locking swivel casters allow the cabinet to be moved to various areas of the building or just set aside when not needed. The unit can be ordered with locking doors or as an open cabinet.



MODEL #	DESCRIPTION	DIMENSION
SOMTTC4824	Open Style Cabinet	48"W x 22"D x 51"H
SOMTTC4824WD	Cabinet With Doors	48"W x 22"D x 51"H
SO100135 ★	Replacement Tote	19"W x 14½"D x 3½"H

QS = QUICKSHIP SO = SPECIAL ORDER

CALL FOR PRICING

★ Gold Stars Indicate Product New for 2019.

Spry **MOBILE MARKER BOARD**  
by OfficeSource®




Pictured w/Triumph & Shapes Collections

The Spry Mobile White Board from OfficeSource® is constructed of durable lightweight materials. The aluminum frame adds style to any presentation or shared work environment. Use alone or join together with the optional ganging hardware to create a semi-private space. Featuring two locking casters and a magnetic surface.

STANDARD FEATURES

- Durable light weight material
- Magnetic surface
- Locking casters
- Use alone or join together

**FLAT PLATE CONNECTOR**  
SKU: MWBGHSI  
List: \$30.00



#MWB3366SI (2)  
+ #MWBGHSI (1)



#MWB3366SI



**MAGNETIC MOBILE WHITE BOARD**  
SKU: MWB3366SI

- 33"W x 25½"D x 66"H
- 2 Locking casters
  - Use flat plate connector when joining more than one board
- List: \$1,029.00



## Spry **MOBILE "GLASS"** **MARKER BOARDS** by OfficeSource®

**MOBILE, MAGNETIC, GLASS WHITE BOARD  
W/SILVER TRIM - WHITE GLASS**

**SKU: MGWB3665** ★ (Feet Required)

36"W x 26½"D x 64¾"H\* List: \$1,299.00

\*Height includes feet

### FEET OPTIONS

**PAIR OF FEET W/CASTERS**

**SKU: MWGBFEET2** ★ List: \$320.00

**SINGLE FOOT W/CASTERS**

**SKU: MWGBFEET1** ★ List: \$170.00

**POST FOOT W/CASTER**

**SKU: MWGBPOST** ★ List: \$90.00

### CONNECTORS

**STRAIGHT CONNECTOR**

**SKU: MWGBST** ★ List: \$65.00

**3 WAY "T" CONNECTOR**

**SKU: MWGB3T** ★ List: \$75.00

**3 WAY 60 DEGREE CONNECTOR**

**SKU: MWGB360D** ★ List: \$90.00

**4 WAY "X" CONNECTOR**

**SKU: MWGB4X** ★ List: \$90.00

**90 DEGREE CONNECTOR (NOT PICTURED)**

**SKU: MWGB90** ★ List: \$70.00



**★ NEW!**  
COLLECTION

Pictured w/Shapes Collection



#MGWB3665  
Glass White Board



#MWGBFEET2  
Pair of Feet w/ Casters



#MWGBFEET1  
Single Foot w/ Casters



#MWGBPOST  
Post Foot w/ Caster

Feet & Connectors  
Stocked In: Silver



#MWGBST  
Straight Connector



#MWGB3T  
3 Way "T" Connector



#MWGB360D  
3 Way 60° Connector



#MWGB4X  
4 Way "X" Connector

## Magnetic **WHITE BOARDS** by OfficeSource®

MAGNETIC WHITE BOARDS			
SKU	SIZE	WEIGHT	LIST PRICE
<b>WBM2436</b> ★	23½"W x 35½"H	13 lbs	\$240.00
<b>WBM3648</b> ★	35½"W x 47¼"H	26 lbs	\$300.00
<b>WBM4848</b> ★	47¼"W x 47¼"H	32 lbs	\$330.00
<b>WBM4860</b> ★	47¼"W x 59"H	40 lbs	\$360.00
<b>WBM4872</b> ★	47¼"W x 71"H	48 lbs	\$440.00
<b>WBM4896</b> ★	47¼"W x 94½"H	64 lbs	\$600.00





**★ NEW!**  
COLLECTION

### STANDARD FEATURES

- Fiberboard core • Aluminum frame with abs edge cover • Galvanized steel back
- Movable hooks & pen tray • 4-6 magnets • Lacquered steel surface

★ Gold Stars Indicate  
Product New for 2019.



**A. Porcelain Steel Whiteboard with Ultra Trim** – Magnetic porcelain steel dry erase surface is engineered for exceptional color contrast with dry erase markers. Reduced surface light distortion enhances visibility to provide optimum eye comfort. Superior writability and erasability is matched with low profile Ultra Trim for a modern, clean-lined board. Available in silver or black. Includes matching magnetic accessory tray.

**B. Dura-Rite® Whiteboard with Deluxe Aluminum Trim** – Wear-resistant HPL whiteboard surface lasts up to 125 times as long as standard melamine. Features anodized aluminum trim with a full-length tackable map rail and full-length accessory tray with rubber end caps.

**C. Presidential Bite Board** – Features a hidden tackless paper holder along the top of modern curved aluminum trim. Tackless paper holder displays documents without damage. Dura-Rite® HPL provides a wear-resistant surface at an affordable price, with smooth writability and easy erasability. Lasts up to 125 times as long as standard economy boards.

**QS = QUICKSHIP**

**A. PORCELAIN STEEL WHITEBOARD – ULTRA TRIM ★ NEW!**



<b>QS2029B</b>	Silver Trim	3'W x 2'H	20 lbs	\$171.00
<b>2029C</b>	Silver Trim	4'W x 3'H	36 lbs	\$311.00
<b>QS2029D</b>	Silver Trim	4'W x 4'H	69 lbs	\$330.00
<b>2029G</b>	Silver Trim	6'W x 4'H	94 lbs	\$577.00
<b>QS2029H</b>	Silver Trim	8'W x 4'H	120 lbs	\$692.00
<b>QS2028B</b>	Black Trim	3'W x 2'H	20 lbs	\$171.00
<b>QS2028C</b>	Black Trim	4'W x 3'H	36 lbs	\$311.00
<b>QS2028D</b>	Black Trim	4'W x 4'H	69 lbs	\$330.00
<b>QS2028G</b>	Black Trim	6'W x 4'H	94 lbs	\$577.00
<b>QS2028H</b>	Black Trim	8'W x 4'H	120 lbs	\$692.00

**B. DURA-RITE® WHITEBOARD – DELUXE ALUMINUM TRIM**

<b>QS212AC</b>	Dura-Rite®	4'W x 3'H	23 lbs	\$147.00
<b>QS212AD</b>	Dura-Rite®	4'W x 4'H	50 lbs	\$209.00
<b>212AG</b>	Dura-Rite®	6'W x 4'H	67 lbs	\$301.00
<b>212AH</b>	Dura-Rite®	8'W x 4'H	83 lbs	\$392.00

**C. PRESIDENTIAL BITE BOARD ★ NEW!**

<b>QS212PBBT</b>	Dura-Rite®	3'W x 2'H	13 lbs	\$127.00
<b>QS212PCBT</b>	Dura-Rite®	4'W x 3'H	23 lbs	\$209.00
<b>QS212PDBT</b>	Dura-Rite®	4'W x 4'H	50 lbs	\$313.00
<b>QS212PGBT</b>	Dura-Rite®	6'W x 4'H	67 lbs	\$458.00
<b>QS212PHBT</b>	Dura-Rite®	8'W x 4'H	83 lbs	\$602.00


**LETTER C - COLORS AVAILABLE:**

**STANDARD FEATURES**

- Compatible with any dry/wet-erase marker, grease pen, etc. Easily cleans without ghosting or staining. Accepts rare earth magnets.
- Simple and sturdy mounting devices are padded to protect surface.
- Includes aluminum accessory tray, set of magnets, and eraser. Optional glass accessory tray available separately.
- Fifty year limited warranty. Has achieved Greenguard Gold certification.

	Guarantee	Writability	Erasability	Magnetic	Weight	Cost
Porcelain	50 Year	★★★★★	★★★★★	✓		\$\$
Dura-Rite®	20 Year	★★★★	★★★★			\$
Visionary®	50 Year	★★★★★	★★★★★	✓		\$\$\$\$
Enlighten™	1 Year	★★★★★	★★★★★			\$\$\$

**A. Visionary® Magnetic Glass Dry Erase Whiteboard** – Modernize your space with a functional and contemporary image. Visionary boards provide the best of a quality whiteboard with smart style. Borderless and seamless, in glossy white. Tempered safety glass ideal for use in any environment. Accepts rare earth magnets.

**B. Visionary® Black Magnetic Glass Dry Erase Whiteboard** – Ultra durable gloss black glass magnetic markerboard is a contemporary communication tool providing the highest quality writing and erasing experience. Tempered safety glass for use in any environment. Accepts rare earth magnets.

**C. Visionary® Hierarchy Magnetic Glass Dry Erase Whiteboard** – Smooth and cool gloss magnetic glass now available in a variety of colors to match your environment. Please specify color when ordering: red (HRED), orange (HORG), yellow (HYLW), green (HGRN), blue (HBLU), or navy (HNVY). Tempered safety glass for use in any environment. Accepts rare earth magnets.


**QS = QUICKSHIP**



**D. Glass Accessory Tray** – The ideal stylish accessory for any of the Visionary® magnetic glass boards. Made with clear glass, the tray mounts wherever it is needed.



A. VISIONARY® MAGNETIC GLASS DRY ERASE WHITEBOARD				
QS83843	Gloss White	3'W x 2'H	19 lbs	\$139.00
83844	Gloss White	4'W x 3'H	42 lbs	\$283.00
83845	Gloss White	6'W x 4'H	79 lbs	\$588.00
83846	Gloss White	8'W x 4'H	104 lbs	\$749.00
B. VISIONARY® BLACK MAGNETIC GLASS DRY ERASE BOARD				
QS84061	Gloss Black	3'W x 2'H	19 lbs	\$214.00
QS84062	Gloss Black	4'W x 3'H	42 lbs	\$364.00
QS84064	Gloss Black	6'W x 4'H	79 lbs	\$588.00
QS84065	Gloss Black	8'W x 4'H	104 lbs	\$749.00
C. VISIONARY® HIERARCHY MAGNETIC GLASS DRY ERASE BOARD				
QS83844H	Specify Color	4'W x 3'H	42 lbs	\$305.00
QS83845H	Specify Color	6'W x 4'H	79 lbs	\$636.00
QS83846H	Specify Color	8'W x 4'H	104 lbs	\$809.00
D. GLASS ACCESSORY TRAY				
QS572	Clear	12"W x 1"H x 4"D	2 lbs	\$46.00



**A. Visionary® Move Mobile Magnetic Glass Board** – Double-sided glass mobile whiteboard is a contemporary communication tool. Tempered safety glass ideal for any environment. Accepts rare earth magnets. Available in platinum trim with white or black glass, or with white trim with blue, green, red, or low-iron white glass for a white glass with minimal green cast.

**B. Visionary® Curve Mobile Magnetic Glass Board** – Beautiful, modern, and compact mobile double-sided glass whiteboard available with platinum trim and gloss white glass, or white trim with blue, green, red, or low-iron white glass for a white glass with minimal green cast. Tempered safety glass for use in any environment. Accepts rare earth magnets.

**C. Enlighten™ Glass Dry Erase Board** – Transform any space with this sophisticated and sleek writing surface. Tempered glass provides a smooth writing surface that will not ghost or stain. Available in gloss white, gloss black, or translucent frosted pearl. Stainless steel mounts position the board 1" off the wall for a floating appearance.

Gold Stars Indicate Product New for 2019.

**QS = QUICKSHIP**



A. VISIONARY® MOVE MOBILE MAGNETIC GLASS BOARD <b>NEW!</b>					
QS74950	Gloss White/Platinum	3'W x 4'H	156 lbs	\$944.00	
QS74951	Gloss White/Platinum	6'W x 4'H	360 lbs	\$1,496.00	
QS74950B	Gloss Black/Platinum	3'W x 4'H	156 lbs	\$944.00	
QS74951B	Gloss Black/Platinum	6'W x 4'H	360 lbs	\$1,496.00	
QS74965BLU	Gloss Blue/White	3'W x 4'H	156 lbs	\$988.00	
QS74973BLU	Gloss Blue/White	6'W x 4'H	360 lbs	\$1,590.00	
QS74965GRN	Gloss Green/White	3'W x 4'H	156 lbs	\$988.00	
QS74973GRN	Gloss Green/White	6'W x 4'H	360 lbs	\$1,590.00	
QS74965RED	Gloss Red/White	3'W x 4'H	156 lbs	\$988.00	
QS74973RED	Gloss Red/White	6'W x 4'H	360 lbs	\$1,590.00	
QS74965WHT	Low Iron White/White	3'W x 4'H	156 lbs	\$1,360.00	
QS74973WHT	Low Iron White/White	6'W x 4'H	360 lbs	\$2,214.00	
B. VISIONARY® CURVE MOBILE MAGNETIC GLASS BOARD <b>NEW!</b>					
QS74955	Gloss White/Platinum	30½"W x 44"H	144 lbs	\$886.00	
QS74957BLU	Gloss Blue/White	3'W x 4'H	144 lbs	\$886.00	
QS74957GRN	Gloss Green/White	3'W x 4'H	144 lbs	\$886.00	
QS74957RED	Gloss Red/White	3'W x 4'H	144 lbs	\$886.00	
QS74957WHT	Low Iron White/White	3'W x 4'H	144 lbs	\$1,302.00	
C. ENLIGHTEN™ GLASS DRY ERASE BOARD					
QS83937	Gloss White	1'W x 1'H	2 lbs	\$76.00	
QS83938	Gloss White	2'W x 1½'H	8 lbs	\$94.00	
QS83939	Gloss White	3'W x 2'H	15 lbs	\$129.00	
83940	Gloss White	4'W x 3'H	34 lbs	\$263.00	
83941	Gloss White	6'W x 4'H	68 lbs	\$547.00	
QS83948	Frosted Pearl	1'W x 1'H	2 lbs	\$76.00	
QS83949	Frosted Pearl	2'W x 1½'H	8 lbs	\$94.00	
QS83950	Frosted Pearl	3'W x 2'H	15 lbs	\$129.00	
QS83951	Frosted Pearl	4'W x 3'H	34 lbs	\$263.00	
QS83952	Frosted Pearl	6'W x 4'H	68 lbs	\$547.00	
QS84071	Gloss Black	1'W x 1'H	2 lbs	\$76.00	
QS84072	Gloss Black	2'W x 1½'H	8 lbs	\$107.00	
QS84073	Gloss Black	3'W x 2'H	15 lbs	\$145.00	
QS84074	Gloss Black	4'W x 3'H	34 lbs	\$298.00	
QS84075	Gloss Black	6'W x 4'H	68 lbs	\$617.00	



A. D.O.C. MOBILE ROOM PARTITION & DISPLAY PANEL <span style="color: gold;">★ NEW!</span>				
661ADDD	Porcelain Steel	4'W x 6'H	120 lbs	\$881.00
QS661ADHH	Dura-Rite®	4'W x 6'H	100 lbs	\$673.00
661AGDD	Porcelain Steel	6'W x 6'H	180 lbs	\$1,214.00
QS661AGHH	Dura-Rite®	6'W x 6'H	160 lbs	\$842.00
QS661PT	Accessory Tray Set	3 Assorted	2 lbs	\$32.00
B. PLATINUM MOBILE REVERSIBLE BOARD				
669RUDD <span style="color: gold;">★</span>	Porcelain Steel	30"W x 40"H	66 lbs	\$881.00
QS669RUHH <span style="color: gold;">★</span>	Dura-Rite®	30"W x 40"H	56 lbs	\$720.00
QS669RGDD	Porcelain Steel	4'W x 6'H	147 lbs	\$1,358.00
QS669RGHH	Dura-Rite®	4'W x 6'H	104 lbs	\$1,027.00

**A. D.O.C. Mobile Room Partition & Display Panel** – Versatile multi-purpose partitions let you divide, organize, and customize any work or display area. Mobile double-sided boards available in magnetic porcelain steel or Dura-Rite® HPL whiteboard. Modern aluminum trim includes slat panel for optional accessory trays.

**B. Platinum Mobile Reversible Board** – Get up to twice the functional space as a traditional wall-mount board with this versatile mobile reversible board. Double-sided board available in magnetic porcelain steel, providing superior writability and erasability, or long-lasting and economical Dura-Rite® HPL whiteboard.

QS = QUICKSHIP ★ Gold Stars Indicate Product New for 2019.

# INTERRA

Interra offers a modern and flexible design aesthetic with slim segmented panels and multiple finish options.

ELEVATED  
DESIGN  
GROUNDED  
PRICEPOINT



A frame and tile system with sturdy 2½" panels, Interra is stackable for easy modifications. Available in five tile finishes: fabric, glass, metal, whiteboard and rail. Overhead storage can be upmounted with pneumatic lift or sliding doors. Offered with a limited lifetime warranty.



# SYSTEM2

A classic system, System 2 delivers structural integrity, clean design aesthetic and ease of installation. Available on our Quickship program.



**SYSTEM2 IS PART OF A 10 DAY QUICKSHIP PROGRAM!  
SHIPS 10 BUSINESS DAYS AFTER APPROVED ORDER.**

**AVAILABLE IN  
10 DAYS  
QUICKSHIP**

**LOOKS  
THAT LAST A  
LIFETIME**

System 2 is the ideal economical solution for many office environments, and our consistent best seller. This sturdy monolithic panel system features full-length steel and aluminum connectors that can be installed and reconfigured easily. Our honeycomb core construction meets or exceeds industry standards for strength and longevity, and we stand behind System 2 with a limited lifetime warranty to its original owner.

**10 DAY QUICKSHIP  
PANEL UPHOLSTERIES AVAILABLE:**



**QS = QUICKSHIP**

**10 DAY QUICKSHIP  
WORKSURFACE FINISHES AVAILABLE:**



OS PANELS  
by OfficeSource®

↑ **SKU: PANEL SYSTEM 8** ★  
(Panel Only)

**Total List: \$10,980.00**

**SKU: COMPLETE PACKAGE 8** ★  
(As Pictured w/Desks)

**Total List: \$22,572.00**

*Please Note: Panel System 8 lists left hand/top side of image only - double for complete room.*

**COMPLETE PACKAGE 8**

MODEL #	QTY	DESCRIPTION	W x D x H	LIST PRICE
PL178L	3	Desk w/Corner Extension - Lft	71 x 30/42 x 29	\$769.00 ea.
PL178R	3	Desk w/Corner Extension - Rt	71 x 30/42 x 29	\$769.00 ea.
PL179	6	Reversible Return	30 x 24 x 29½	\$235.00 ea.
PL166	6	Deluxe Full Pedestal - B/B/F	15½ x 22 x 28½	\$459.00 ea.
PL175	6	Deluxe Full Pedestal - F/F	15½ x 22 x 28½	\$469.00 ea.
SP366	3	3 Way T Connector		\$122.00 ea.
SP6672	6	Upholstered Panels	72 x 2½ x 66	\$689.00 ea.
SPWM66	3	Wall Mount		\$92.00 ea.
SPCAP66	6	End Cap 66"		\$36.00 ea.
SPG6636	12	Opaque View-Through Panels	36 x 2½ x 66	\$499.00 ea.

**UPHOLSTERED PANELS**

MODEL #	DIMENSION	LIST PRICE
SP4224	24"W x 42"H	\$279.00
SP4230	30"W x 42"H	\$299.00
SP4236	36"W x 42"H	\$339.00
SP6624	24"W x 66"H	\$339.00
SP6630	30"W x 66"H	\$379.00
SP6636	36"W x 66"H	\$409.00
SP6648	48"W x 66"H	\$499.00
SP6660	60"W x 66"H	\$579.00
SP6672	72"W x 66"H	\$689.00

**OPAQUE VIEW-THROUGH PANELS**

MODEL #	DIMENSION	LIST PRICE
SPG6624	24"W x 66"H	\$399.00
SPG6630	30"W x 66"H	\$439.00
SPG6636	36"W x 66"H	\$499.00

**ACCESSORIES**

MODEL #	DESCRIPTION	LIST PRICE
SP242	2 Way Corner connector 42"	\$61.00
SP266	2 Way Corner connector 66"	\$102.00
SP342	3 Way T connector 42"	\$81.00
SP366	3 Way T connector 66"	\$122.00
SP442	4 Way + connector 42"	\$81.00
SP466	4 Way + connector 66"	\$122.00
SPPG24	24" Filler For 42" to 66"	\$26.00
SPCAP24	End Cap 24"	\$21.00
SPCAP42	End Cap 42"	\$26.00
SPCAP66	End Cap 66"	\$36.00
SPBASE1	Support Foot	\$50.00
SPWM42	Wall Mount Kit 42"	\$61.00
SPWM66	Wall Mount Kit 66"	\$92.00
SPSH36	36"W Laminate Shelf (Charcoal)	\$145.00
SPSB2	Pair of Shelf Brackets	\$61.00
STB	Top Bracket for Stabilizing Straight run of Panels	\$7.00

**OS PANELS - UPHOLSTERY & FINISH IN STOCK**



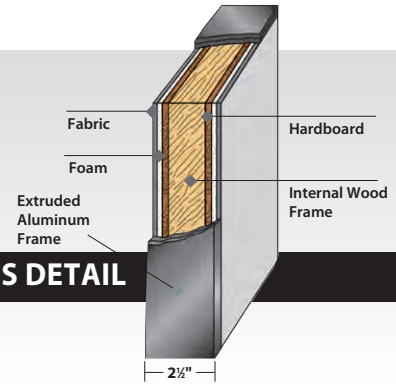
Pewter/Charcoal



Some items in this collection come ready-to-assemble.

OS Panel Systems

PANEL SYSTEMS DETAIL



**Laminate Shelf**  
SPSH36



**Shelf Brackets**  
SPSB2



**Top Bracket**  
STB



**Support Foot**  
SPBASE1



#SPG6636



**COMPLETE PACKAGE 6**

MODEL #	QTY	DESCRIPTION	W x D x H	LIST PRICE
PLT3072	4	Rectangular Top	72 x 30 x 1½	\$339.00 ea.
PL1012	4	2 Drawer Personal Cabinet	35½ x 22 x 22	\$899.00 ea.
PL1013	4	Open Bookcase	35½ x 22 x 22	\$409.00 ea.
PL110	4	Credenza Top	71 x 22 x 1	\$225.00 ea.
PL207	4	Wardrobe Storage Unit	23¾ x 23¾ x 65½	\$1,649.00 ea.
SP6648	2	Upholstered Panels	48 x 2½ x 66	\$499.00 ea.
SP6636	2	Upholstered Panels	36 x 2½ x 66	\$409.00 ea.
SP4236	12	Upholstered Panels	36 x 2½ x 42	\$339.00 ea.
SPG6636	2	Opaque View-Through Panels	36 x 2½ x 66	\$499.00 ea.
SP366	2	3 Way T Connector		\$122.00 ea.
SP466	1	4 Way T Connector		\$122.00
SPCAP42	6	End Cap 42"		\$26.00 ea.
PLTDEAB724WF24	4	Deluxe Electric Adjustable Base	72 x 24 x 25-50½	\$1,854.00 ea.

**OS PANELS**  
by OfficeSource®

↑ **SKU: PANEL SYSTEM 6** ★  
(Panel Only)  
**Total List: \$7,404.00**

**SKU: COMPLETE PACKAGE 6** ★  
(As Pictured w/Desks)  
**Total List: \$28,904.00**



← **SKU: PANEL SYSTEM 1**  
(Panels Only)  
**Total List: \$4,080.00**

**SKU: COMPLETE PACKAGE 1**  
(As Pictured w/Desks)  
**Total List: \$9,938.00**

**Fabric/Finish In Stock:**  
Pewter Fabric w/Charcoal Frame

**COMPLETE PACKAGE 1**

MODEL #	QTY	DESCRIPTION	W x D x H	LIST PRICE
PL1012	1	2 Drawer Personal Cabinet	35½ x 22 x 22	\$899.00
PL1013	1	Open Bookcase	35½ x 22 x 22	\$409.00
PL110	1	Credenza Top	71 x 22 x 1	\$225.00
PL1044OH	1	Open Hutch	71 x 15 x 36	\$629.00
PL44LD	1	Laminate Doors (Sets of 2)	17¾ x ½ x 15¾	\$52.00
PLTLPHS20	1	Hutch Supports (Pair)	14 x 2 x 20	\$235.00
PLT2472	2	Main Desk Top	72 x 24 x 1	\$289.00 ea.
PLTLP24DR	1	Desk Riser	23¾ x 6 x 6½ x 2	\$123.00
PLTULEG24	3	Unite Leg	23¾ x 2 x 28½	\$225.00 ea.
PLTCBBDESKBEAM72	2	Top Support Beam	67¾ x 2 x 1	\$192.00 ea.
PL207	1	Wardrobe Storage Unit	23¾ x 23¾ x 65½	\$1,649.00
SP6624	3	Upholstered Panels	24 x 2½ x 66	\$339.00 ea.
SP6672	1	Upholstered Panels	72 x 2½ x 66	\$689.00
SPG6636	4	Opaque View-Through Panels	36 x 2½ x 66	\$499.00 ea.
SPCAP66	2	End Cap		\$36.00 ea.
SP266	3	2 Way Corner Connector		\$102.00 ea.

**PANEL OPTIONS**



**Durability**  
OfficeSource™ 2¼" Aluminum frame provides outstanding strength and durability.



**Style**  
Featuring a stylish contemporary trim OfficeSource™ is a welcome addition to any office environment.



**Versatility**  
Installation and reconfiguration are easy with the OfficeSource™ EZLOCK connection system.

★ Gold Stars Indicate Product New for 2019.

**Ready to Assemble**

Some items in this collection come ready-to-assemble.

**OS PANELS**  
by OfficeSource®

← **SKU: PANEL SYSTEM 7** (Panel Only) ★  
**Total List: \$3,077.00**

**SKU: COMPLETE PACKAGE 7** ★  
(As Pictured w/Desks)  
**Total List: \$22,171.00**



**COMPLETE PACKAGE 7**

MODEL #	QTY	Description	W x D x H	List Price
PL183	7	Three Drawer Lateral File	35½ x 22 x 42	\$1,949.00 ea.
PL109	7	File/Credenza Top	35½ x 22 x 1	\$165.00 ea.
PL166	4	Deluxe Full Pedestal - B/B/F	15½ x 22 x 28½	\$459.00 ea.
PLTULEG24	4	Unite Leg	23¾ x 2 x 28½	\$225.00 ea.
PLT2472	4	Main Desk Top	72 x 24 x 1	\$289.00 ea.
PLTCBBRETSUPPORT	4	Return Bracket		\$101.00 ea.
SP4224	4	Upholstered Panels	24 x 2½ x 42	\$279.00 ea.
SP4236	5	Upholstered Panels	36 x 2½ x 42	\$339.00 ea.
SP342	2	3 Way T Connector 42"		\$81.00 ea.
SPCAP42	4	End Cap 42"		\$26.00 ea.

★ Gold Stars Indicate  
Product New for 2019.




**COMPLETE PACKAGE 4**

MODEL #	QTY	Description	W x D x H	List Price
PL1013	6	Open Bookcase	35½ x 22 x 22	\$409.00 ea.
PL1053	2	Open Cabinet	16 x 22½ x 20%	\$309.00 ea.
PL110	2	Credenza Top	71 x 22 x 1	\$225.00 ea.
PL166	2	Deluxe Full Pedestal - B/B/F	15½ x 22 x 28½	\$459.00 ea.
PLT2460	2	Main Desk Top	60 x 24 x 1	\$265.00 ea.
PLT2472	2	Main Desk Top	72 x 24 x 1	\$289.00 ea.
PL109	2	File/Credenza Top	35½ x 22 x 1	\$165.00 ea.
PLTULEG24	4	Unite Leg	23¾ x 2 x 28½	\$225.00 ea.
PLTLP24DR	4	Desk Riser	23¾ x 6½ x 2	\$123.00 ea.
PLTCBBDESKBEAM72	2	Top Support Beam	67¾ x 2 x 1	\$192.00 ea.
PLTCBBDESKBEAM60	2	Top Support Beam	2 x 55 x 1	\$168.00 ea.
SP6624	4	Upholstered Panels	24 x 2½ x 66	\$339.00 ea.
SP6660	2	Upholstered Panels	60 x 2½ x 66	\$579.00 ea.
SP6636	2	Upholstered Panels	36 x 2½ x 66	\$409.00 ea.
SP6648	2	Upholstered Panels	48 x 2½ x 66	\$499.00 ea.
SP4236	2	Upholstered Panels	36 x 2½ x 42	\$339.00 ea.
SP266	2	2 Way Corner Connector		\$102.00 ea.
SPCAP42	1	End Cap 42"		\$26.00
SPCAP66	2	End Cap 66"		\$36.00 ea.
SP366	1	3 Way T Connector		\$122.00
SPPG24	1	24" Filler		\$26.00

↑ **SKU: PANEL SYSTEM 4** (Panels Only)  
**Total List: \$5,458.00**

**SKU: COMPLETE PACKAGE 4**  
(As Pictured w/Desks)  
**Total List: \$13,448.00**

**OS PANELS  
UPHOLSTERY &  
FINISH IN STOCK:**



Pewter/Charcoal



Some items in this collection  
come ready-to-assemble.

# Mobile Screenflex STANDARD ROOM DIVIDERS

Our best-selling divider provides the flexibility to divide rooms, display material, and absorb sound. With tackable panels and exceptional stability, the Standard divider is the solution for your room dividing needs. The dividers arrive fully assembled and roll on caster wheels into position. Choose from 6 heights and 6 lengths to meet your needs. Room dividers are available in a vinyl or fabric covering. The Designer fabrics are treated with Scotchgard™ Fabric Protector to resist dirt and stains. Features black metal trim, hinges and caster covers. Manufacturer's Lifetime Warranty.



## COMMERCIAL EDITION DIVIDERS - Specify color code when ordering

Length	Height					
	4'-0"	5'-0"	6'-0"	6'-8"	7'-4"	8'-0"
5'-9"	QSCFSL403 \$1,040.00	QSCFSL503 \$1,124.00	QSCFSL603 \$1,229.00	QSCFSL683 \$1,365.00	QSCFSL743 \$1,524.00	QSCFSL803 \$1,691.00
9'-5"	QSCFSL405 \$1,334.00	QSCFSL505 \$1,439.00	QSCFSL605 \$1,576.00	QSCFSL685 \$1,723.00	QSCFSL745 \$1,901.00	QSCFSL805 \$2,101.00
13'-1"	QSCFSL407 \$1,629.00	QSCFSL507 \$1,754.00	QSCFSL607 \$1,912.00	QSCFSL687 \$2,091.00	QSCFSL747 \$2,290.00	QSCFSL807 \$2,511.00
16'-9"	QSCFSL409 \$1,923.00	QSCFSL509 \$2,070.00	QSCFSL609 \$2,248.00	QSCFSL689 \$2,448.00	QSCFSL749 \$2,668.00	QSCFSL809 \$2,910.00
20'-5"	QSCFSL4011 \$2,216.00	QSCFSL5011 \$2,406.00	QSCFSL6011 \$2,595.00	QSCFSL6811 \$2,815.00	QSCFSL7411 \$3,057.00	QSCFSL8011 \$3,320.00
24'-1"	QSCFSL4013 \$2,511.00	QSCFSL5013 \$2,710.00	QSCFSL6013 \$2,932.00	QSCFSL6813 \$3,173.00	QSCFSL7413 \$3,435.00	QSCFSL8013 \$3,719.00



# Mobile Screenflex CLEAR DIVIDERS

This movable clear acrylic divider provides division with vision. The 3/16" acrylic see-through panels are wet erase compatible. Use the optional Multi-Unit Connector to secure clear or fabric dividers together to create a longer wall.



CLEAR DIVIDERS	
Length	Height - 6'-2"
3'-4"	QSCRD1 \$979.00 ★
1 Panel Divider	
10'-0"	QSCRD3 \$2,744.00 ★
3 Panel Divider	

★ Gold Stars Indicate  
Product New for 2019.

Multi-Unit Connector option – GL - \$50.00  
Hanging Dry Erase Markerboard option – MBF - \$148.00

HEAVY-DUTY AVAILABLE-CALL FOR DETAILS

All items on this page available by Quickship.

## COMMERCIAL DESIGNER FABRICS

QSLake (DB)	QSPrimary Blue (DS)	QSNavy (DV)	QSApple Green (DA)
QSMallard (DN)	QSPrimary Yellow (DY)	QSDesert (DW)	QSWalnut (DO)
QSDk Brown (DD)	QSOrange (DJ)	QSRose (DM)	QSPrimary Red (DR)
QSAuburn (DE)	QSPurple (DP)	QStone (DG)	QSWhite (DT)
QSCharcoal Black (DX)	Fabrics Treated with Scotchgard™ Fabric Protector		

## ROYAL VINYL

QSBlue Tide (VB)	QSGranite (VG)	QSRaspberry Mist (VM)	QSMint (VN)
QSandwood (DN)	QSHazelnut (VW)	QSCoal (VX)	QSIce (VT)



Please Note: Terms for quickship are 5 business days for Room Dividers and 10 business days for Display Towers (+shipping time)

**CUSTOMIZE YOUR OFFICE WITH INIGO'S MINIMAL, MODERN DESIGN!**  
**THIS GROUP FEATURES CLEAN LINES AND A BOLD FRESH LOOK!**

**Inigo** COLLECTION

**STANDARD FEATURES**

- Easily configurable for open office and meeting room applications
- High-top table design
- Two laminate finishes: Smoke and Bourbon
- Satin aluminum finish on metal bases

**96" HIGH TOP CONFERENCE TABLE WITH METAL BOXES**

SKU: **QS701X96MB**

96"W x 48"D x 42"H

Consists of:

-003 Metal box storage base

-004 Metal box base

-006 Table top with wire raceway

List Price: \$2,187.00

**GIG STOOL**

SKU: **SOCA91416**

Overall: 18"W x 21"D x 40"H

Seat: 18"W x 20"D x 30"H

**Made To Order**

Price Varies By Fabric Grade

Contact your sales representative for current fabric selection.



**SATIN ALUMINUM FINISH ON METAL BASES!**



Some Items on This Page Come Ready-To-Assemble.

**SO = SPECIAL ORDER**

**QS = QUICKSHIP**

**INDIGO FINISHES AVAILABLE:**



QS(7011) Smoke



QS(7012) Bourbon




**MATCHING DESKS & WORKSTATIONS AVAILABLE BY SPECIAL ORDER. CALL FOR DETAILS!**



## Zoll COLLECTION

Collaboration is the heart of the workplace and Zoll's dynamic design provides multiple solutions to meet today's changing office needs. Offering configurable furniture to fit any size space, this group was created with Flexsteel's vast knowledge of comfort and durability, and was founded on more than a century of experience in soft seating.

### ZOLL UPHOLSTERIES & FINISHES AVAILABLE:



**FULLY  
ASSEMBLED**



#### SINGLE ARMLESS CHAIR SKU: **QSOC0541924**

Overall: 24¼"W x 24½"D x 29¾"H  
Seat: 24¼"W x 18"D x 18"H  
Fabric List: \$1,073.00  
Vinyl List: \$1,098.00

#### DOUBLE ARMLESS CHAIR SKU: **QSOC0541936**

Overall: 36¼"W x 24½"D x 29¾"H  
Seat: 36¼"W x 18"D x 18"H  
Fabric List: \$1,253.00  
Vinyl List: \$1,285.00

#### SINGLE OTTOMAN SKU: **QSOC0540824**

24"W x 24"D x 18"H  
Fabric List: \$776.00  
Vinyl List: \$794.00

#### DOUBLE OTTOMAN SKU: **QSOC0540836**

36"W x 24"D x 18"H  
Fabric List: \$876.00  
Vinyl List: \$895.00



Each power pod is equipped with one electrical outlet and two USB ports.



#### RECTANGULAR POWER POD SKU: **QSOC054R**

12"W x 24"D x 18"H  
List: \$913.00

#### TRIANGLE POWER POD SKU: **QSOC054T**

24"W x 24"D x 26"H  
List: \$966.00

**Power Pods - Finishes Available:**  
Smoke or Bourbon

*Power Pods - when ordering in Smoke finish use 11, in Bourbon finish use 12.*



Upholstered items Made in the USA.  
Legs & power pods are imported.

See Page 1 For Detailed Information



**FULLY  
ASSEMBLED**

QS = QUICKSHIP





**SPECIAL ORDER SEATING  
CALL FOR DETAILS!**

## Hannah PATIENT TREATMENT CHAIR

- Heavy duty steel, lay flat mechanism
- Back angle infinitely adjustable with pneumatic control
- Features 4 heavy duty (2 lockable) casters for easy mobility
- 830 includes Trendelenburg mechanism providing negative 3° in flat position and pull-out foot tray for patient transport
- 831 has similar features to the 830 without the Trendelenburg or foot tray
- Rated to 500 lbs. (Bariatric models rated to 750 lbs. available)

SKU	DESCRIPTION	DIMENSIONS	GRADE 3 LIST
<b>SO830</b>	Patient Treatment Chair	33"W x 39"D x 44"H	\$3,929.00
<b>SO831</b>	Patient Room Recliner	33"W x 39"D x 44"H	\$3,349.00
<b>Options Available</b>			
<b>SODPS</b>	Double Pivot Tablet	24"W x 7"D x 7¼"H	\$674.00
<b>SOLPT</b>	Large, Single Pivot Tablet	27"W x 9½"D x 7¼"H	\$503.00
<b>SOPL</b>	IV Pole with Holder	11"W x 2¾"D x 55½"-90½"H	\$366.00
<b>SOBB</b>	Black Push Bar	24"W x 4½"D x 1"H	\$171.00

*Please Note: Prices based on Grade 3 Upholstery*



## Harmony DAY BED

- Wall-saver design extend into chaise or sleep positions.
- Lift the front of seat and pull out base to convert to a 78" bed
- Lift chair back and roll forward to convert unit back to chair

**THE IDEAL ANSWER FOR A  
COMFORTABLE, OVERNIGHT  
STAY IN A PATIENT ROOM.**

SKU	DESCRIPTION	DIMENSIONS	GRADE 3 LIST
<b>SO822</b> ★	Day Bed	46½"W x 39-78"D x 35"H	\$3,876.00

*Please Note: Prices based on Grade 3 Upholstery*



**All Items On This Page  
Available by Special Order.**  
Contact Us for Details!

★ Gold Stars Indicate  
Product New for 2019.

Ample storage  
under seat for  
sheets, pillows,  
blankets, etc.



the BIFMA sustainability standard



# Flex COLLABORATIVE SEATING



Flex Tiered Seating offers comfortable, multi-level seating for groups to assemble in impromptu meetings or casual gatherings. Ideal for classrooms, conference rooms, lounge or open atrium areas. Easily re-configures to maximize room functionality. Add power to most units on vertical surface with combination 110-volt and active USB port for recharging mobile devices.

SKU	DESCRIPTION	DIMENSIONS	GRADE 3 LIST
SO2002	2-Tiered Square Seat	37"W x 41"D x 35"H	\$1,981.00
SO2003	3-Tiered Square Seat	37"W x 41"D x 35"H	\$2,134.00
SO2032IF	2-Tiered 45° Inside Facing Seat	47¼"W x 20¼"D x 35"H	\$2,585.00
SO2032OF	2-Tiered 45° Outside Facing Seat	45½"W x 20¼"D x 35"H	\$2,585.00
SO2033IF	3-Tiered 45° Inside Facing Seat	47¼"W x 20¼"D x 35"H	\$2,736.00
SO2033OF	3-Tiered 45° Outside Facing Seat	45½"W x 20¼"D x 35"H	\$2,736.00



Flex Lounge and Ottomans are designed for casual gatherings and makes perimeter spaces more useful and suitable for collaboration. Ottomans are available in multiple sizes of round, square and rectangular shapes and mix with any HPFi lounge seating product. Add power to most units on (straight) vertical surface with combination 110-volt and active USB port for recharging mobile devices.

SKU	DESCRIPTION	DIMENSIONS	GRADE 3 LIST
SO1520	Round Ottoman	20"W x 20"D x 18"H	\$732.00
SO1532	Octagonal Ottoman	32"W x 32"D x 18"H	\$1,539.00
SO1508 ★	Corner Chair	30"W x 30"D x 30"H	\$2,106.00
SO1554	1-Seat Bench/Ottoman	20"W x 20"D x 18"H	\$764.00
SO1509 ★	Quartile Chair	30"W x 30"D x 30"H	\$2,162.00
SO1507 ★	1½-Seat Chair	30"W x 30"D x 30"H	\$1,731.00
SO1504 ★	1½-Seat Bench/Ottoman	30"W x 20"D x 18"H	\$999.00
SO1502 ★	2-Seat Chair	40"W x 30"D x 30"H	\$2,087.00
SO1505 ★	2-Seat Bench/Ottoman	40"W x 20"D x 18"H	\$1,139.00
SO1506 ★	3-Seat Bench/Ottoman	60"W x 20"D x 18"H	\$1,525.00
SO1595OF ★	90° Outside Facing Loveseat	68"W x 36"D x 30"H	\$3,278.00
SO5828	Round Table, Trumpet Base	28"W x 28"D x 20¼"H	\$939.00

Please Note: Prices based on Grade 3 Upholstery

★ Gold Stars Indicate Product New for 2019.



#9780



#972ARMCHR (2)



#9785



#9784



#9789



#9788



#9786



#9787

**ARMLESS CHAIR**

**SKU: 9780GRYCHR**

Overall: 24"W x 29½"D x 31¾"H

Seat: 24"W x 21½"D x 18½"H

List: \$609.00

**ARMLESS WEDGE CHAIR  
W/BACK ON LARGE SIDE**

**SKU: 9785GRYCHR**

Overall: 31"W x 29½"D x 31¾"H

Seat: 24"W x 21½"D x 18½"H

List: \$619.00

**ARMLESS WEDGE ★  
W/BACK ON SMALL SIDE**

**SKU: 9789GRYCHR**

Overall: 30½"W x 29¼"D x 31¾"H

Seat: 15¾-30¾"W x 21½"D x 18½"H

List: \$749.00

**OTTOMAN/BACKLESS SEAT ★**

**SKU: 9786GRYCHR**

Overall: 30½"W x 25"D x 18½"H

Seat: 30½"W x 25"D x 18½"H

List: \$499.00

**CHAIR ARM**

**SKU: 972ARMCHR**

5½"W x 29½"D x 26"H

List: \$215.00

**CORNER W/BACK ★**

**SKU: 9784GRYCHR**

Overall: 29½"W x 29½"D x 31¾"H

Seat: 21½"W x 21½"D x 18½"H

List: \$779.00

**BACKLESS WEDGE ★**

**SKU: 9788GRYCHR**

Overall: 30½"W x 25"D x 18½"H

Seat: 9½-30¼"W x 25"D x 18½"H

List: \$559.00

**ROUND OTTOMAN ★**

**SKU: 9787GRYCHR**

Overall: 24"Dia x 18½"H

Seat: 24"Dia x 18½"H

List: \$429.00

**NEED POWER?**

**DELUXE ARM  
W/USB POP-UP**

**SKU: 972UCHR**

5½"W x 29½"D x 26"H

Exposed Cord Length: 45¼"

List: \$329.00



Some items in this collection  
come ready-to-assemble.

All chairs standard with Silver Post Legs.



Gold Stars Indicate  
Product New for 2019.

**INTEGRATE  
UPHOLSTERY IN STOCK:**



Light Gray (PER-T400-4) Back  
w/Charcoal (PER-T400-5) Seat & Arm



*Integrate* **COLLECTION**  
by OfficeSource®



**INTEGRATE  
UPHOLSTERY IN STOCK:**



Light Gray (PER-T400-4) Back  
w/Charcoal (PER-T400-5) Seat & Optional Arm  
Silver Post Legs



Some items in this collection  
come ready-to-assemble.



## Millennial *COLLECTION* by OfficeSource®

With Millennial Collection Reception Furniture, you and your office visitors will be pleasantly surprised to discover just how comfortable this black faux leather, tufted cushion seating can feel. The silver accent base completes the look by adding a contemporary feel.



### STANDARD FEATURES

- Modular design lets you use the chairs independently or you can build your own unique layout with multiple chairs
- All chairs upholstered on all sides with durable black faux leather rated for commercial usage
- "Buttonless" tufts are stitched in rather than held in by flimsy buttons that pop off and get lost
- Chrome metal chair frame & legs

**NEW & IMPROVED  
DESIGN! SOFTER SIT  
& GANGING CLIP!**

**MILLENNIAL  
UPHOLSTERY  
IN STOCK:**



BLK Black Faux Leather  
(QIA-EVOBLKPU)



#10511(2), #10519, #10515  
Components form three seater  
w/ottoman configuration.



Items on this page may be shipped by a small package carrier.



**MILLENNIAL  
UPHOLSTERY  
IN STOCK:**



BLK Black Faux Leather  
(QIA-EVOBLKPU)

#10511(3),  
#10519,  
#10515

Components form five seater configuration.

**NEW & IMPROVED DESIGN!  
SOFTER SIT & GANGING CLIP!**



#10511(3), #10515

Components form four seater configuration.

**MILLENNIAL COLLECTION COMPONENT – SELECTION GUIDE**



Matching Guest Chair



(2 USB Ports, 2 Power Outlet & 19' Power Cord)



Gold Stars Indicate Product New for 2019.



**MODULAR GUEST SEATING w/STEEL FRAMES**

SKU	DESCRIPTION	DIMENSIONS	LIST PRICE
10511	Armless Chair	26 <sup>3</sup> / <sub>8</sub> "W x 26 <sup>3</sup> / <sub>8</sub> "D x 30 <sup>1</sup> / <sub>2</sub> "H	\$519.00
10512	Armless Chair	26 <sup>3</sup> / <sub>8</sub> "W x 26 <sup>3</sup> / <sub>8</sub> "D x 30 <sup>1</sup> / <sub>2</sub> "H	\$609.00
<b>w/Power Module</b> (2 USB Ports, 2 Power Outlet, 19' Power Cord)			
10519	Corner Chair	26 <sup>3</sup> / <sub>8</sub> "W x 26 <sup>3</sup> / <sub>8</sub> "D x 30 <sup>1</sup> / <sub>2</sub> "H	\$579.00
10520	Guest Chair	29 <sup>1</sup> / <sub>8</sub> "W x 27 <sup>1</sup> / <sub>2</sub> "D x 30 <sup>1</sup> / <sub>2</sub> "H	\$689.00
10515	Ottoman	26 <sup>3</sup> / <sub>8</sub> "W x 24 <sup>1</sup> / <sub>2</sub> "D x 17 <sup>1</sup> / <sub>2</sub> "H	\$359.00
10514	Armless High Back Chair	26 <sup>3</sup> / <sub>8</sub> "W x 26 <sup>3</sup> / <sub>8</sub> "D x 50 <sup>1</sup> / <sub>2</sub> "H	\$719.00
10517	Privacy Chair Cubby	33 <sup>3</sup> / <sub>4</sub> "W x 26 <sup>3</sup> / <sub>8</sub> "D x 50 <sup>1</sup> / <sub>2</sub> "H	\$1,079.00

**UPHOLSTERED IN A COMMERCIALY RATED TUFTED BLACK VINYL WITH CHROME METAL FRAME AND LEGS.**

**CHOOSE FROM 4 SHAPES...  
CYLINDER, CUBE, QUAD, PENTAGON!**  
**CHOOSE FROM 4 UPHOLSTERIES...  
TAUPE, KASHMIR GREEN,  
BLACK OR LEATHER!**



## Shapes **COLLECTION** by OfficeSource®

Creative seating for any space! The Shapes Collection by OfficeSource® gives you the ability to arrange the cylinder, cube, quad or pentagon to create a productive collaborative area. This huddle space can be perfect for anything from classrooms to reception areas. Four great colors to choose from to fit your personal taste.

### SHAPES - UPHOLSTERIES IN STOCK:



Taupe  
(PER-BY13013)



Kashmir Green  
(PER-BY1306)



Black  
(PER-F58)



Black Bonded  
Leather (PER-BL01)



*Pictured in Taupe*

**CYLINDER SEAT**  
**SKU: 7020CYL**  
16¾"Dia x 17¾"H  
List: \$205.00



*Pictured in Kashmir Green*

**CUBE SEAT**  
**SKU: 7030CUBE**  
16¾"W x 16¾"D x 17¾"H  
List: \$215.00



*Pictured in Black Fabric*

**QUAD SEAT**  
**SKU: 7040QUAD**  
16¾"W x 26¾"D x 17¾"H  
List: \$305.00



*Pictured in Black Leather*

**PENTAGON SEAT**  
**SKU: 7050PENT**  
16¾"W x 26¾"D x 17¾"H  
List: \$380.00



PICTURED WITH ORB COLLECTION & OS LAMINATE STORAGE



PICTURED WITH OS LAMINATE RECEPTION STATION



PICTURED WITH MULTI-PURPOSE TABLES BY OFFICESOURCE



PICTURED WITH OS LAMINATE COLLECTION & MULTI-PURPOSE

## Draper **COLLECTION** by OfficeSource®

With an **impressive office atmosphere**, not only does the productivity level increase, but it also leaves a positive impression on visitors. The Draper Collection by OfficeSource® is crafted to fulfill all the requirements of attention grabbing and comfortable furniture. Featuring tufted seat & back cushions and silver metal legs.



#9074

**SOFA**  
**SKU: 9074**

Overall: 66"W x 30¾"D x 32¼"H  
Seat: 56¾"W x 20½"D x 19"H  
List: \$1,539.00

**BUTTON TUFTED SEAT,  
BACK & OUTSIDE ARMS!**



#9071

**CLUB CHAIR**  
**SKU: 9071**

Overall: 30¾"W x 30¾"D x 32¼"H  
Seat: 21¼"W x 20½"D x 19"H  
List: \$819.00

**DRAPER  
UPHOLSTERIES  
IN STOCK:**



Taupe  
(PER-BY13013)



Kashmir Green  
(PER-BY1306)



Black  
(PER-F58)



PICTURED WITH OFFICESOURCE MULTIPURPOSE TABLES!



Silver Finished Metal Legs

## Tribeca COLLECTION by OfficeSource®

Sleek European styling makes Tribeca Collection the perfect choice for office or home. Featuring contemporary design, durable construction and outstanding comfort, Tribeca offers exceptional quality and value.

**SOFA**  
W/SILVER METAL LEGS  
SKU: 9683

Overall: 70"W x 29"D x 32"H  
Seat: 60"W x 20"D x 18"H  
List: \$1,749.00

**LOVESEAT**  
W/SILVER METAL LEGS  
SKU: 9682

Overall: 50½"W x 29"D x 32"H  
Seat: 40½"W x 20"D x 18"H  
List: \$1,389.00

**CLUB CHAIR**  
W/SILVER METAL LEGS  
SKU: 9681

Overall: 31½"W x 29"D x 32"H  
Seat: 21"W x 20"D x 18"H  
List: \$959.00

**TRIBECA CLUB CHAIR WITH CARBONIZED FINISHED TABLET ARM & SILVER METAL LEGS**

SKU: 9681TA  
• Right hand only  
Overall: 31½"W x 29"D x 32"H  
Seat: 21"W x 20"D x 18"H  
Tablet Arm: 15¾"W x 11¾"D x 26½"H  
List: \$1,259.00



★ **NEW!**  
UPHOLSTERY

PICTURED WITH OFFICESOURCE RECEPTION TABLES!

**TRIBECA UPHOLSTERIES IN STOCK:**



BLK Black Bonded Leather (PER-BL01BLK)



GRY Gray Leathertek (PER-B118) ★

**TABLET ARM FINISH IN STOCK:**



Carbonized Finish

★ Gold Stars Indicate Product New for 2019.



## Define **COLLECTION** by OfficeSource®

Creates a comfortable setting for your guests that will make waiting more pleasant. Your lobby or reception area is the forefront of your business and providing distinguished and comfortable seating is the first step towards making a great impression.

### STANDARD FEATURES

- Contemporary single piece seat cushion design
- Upholstered in an ultra durable and breathable caressoftplus upholstery
- Silver finished metal legs standard

#### SOFA

SKU: 9703

Overall: 73"W x 32"D x 31"H

Seat: 64½"W x 20½"D x 18½"H

List: \$1,599.00

#### LOVESEAT

SKU: 9702

Overall: 50"W x 32"D x 31"H

Seat: 43"W x 20½"D x 18½"H

List: \$1,239.00

#### CLUB CHAIR

SKU: 9701

Overall: 31¼"W x 32"D x 31"H

Seat: 23"W x 20½"D x 18½"H

List: \$839.00



#9703



#9702




#9701

Silver Finished  
Metal Legs

#### DEFINE - UPHOLSTERIES IN STOCK:



GRY Gray Leather-Soft Vinyl™  
(NOR-CAREPLUSGRY)



BLK Black Leather-Soft Vinyl™  
(NOR-CAREPLUSBLK)

PICTURED WITH OS  
COLLECTION - STORAGE



PICTURED WITH OS  
RECEPTION TABLES

**Madison** *COLLECTION* by OfficeSource®

**SOFA**  
W/CHROME FRAME  
SKU: 9283

Overall: 77"W x 32"D x 27"H  
Seat: 63"W x 22"D x 16"H  
List: \$1,899.00

**LOVESEAT**  
W/CHROME FRAME  
SKU: 9282

Overall: 55"W x 32"D x 27"H  
Seat: 41"W x 22"D x 16"H  
List: \$1,449.00

**CLUB CHAIR**  
W/CHROME FRAME  
SKU: 9281

Overall: 34¼"W x 32"D x 27"H  
Seat: 20¼"W x 22"D x 16"H  
List: \$989.00

**MADISON**  
UPHOLSTERIES IN STOCK:



**BLK** Black  
Leathertek  
(PER-PU15BLK)



**WHT** White  
Leather-Soft Vinyl™  
(PER-V260WHT)



PICTURED WITH OS LAMINATE  
TABLES & VARIANT COLLECTION

4 SIDED MOBILE  
POWER TOWER

NEW! METAL & LAMINATE  
LAPTOP TABLE

Pictured with  
OS Laminate Pedestal Table

## Manhattan COLLECTION by OfficeSource®

### STANDARD FEATURES

- Cushioned top grain leather surfaces
- Heavy duty pocket spring coil construction
- Webbed seat & back
- Black finished wood legs standard

### SOFA W/BLACK WOOD LEGS SKU: 9883

Overall: 75"W x 32½"D x 31"H  
Seat: 62"W x 20½"D x 19½"H  
List: \$2,069.00

### SIDE C-TABLE SKU: PLTC66T ★

• Includes Top  
22¼"W x 15¾"D x 25½"H  
List: \$140.00

### LOVESEAT W/BLACK WOOD LEGS SKU: 9882

Overall: 55"W x 32½"D x 31"H  
Seat: 42"W x 20½"D x 19½"H  
List: \$1,649.00

### CLUB CHAIR W/BLACK WOOD LEGS SKU: 9881


Overall: 34"W x 32½"D x 31"H  
Seat: 20½"W x 20½"D x 19½"H  
List: \$1,129.00

★ Gold Stars Indicate  
Product New for 2019.

MANHATTAN  
UPHOLSTERIES  
IN STOCK:



BLK Black Top Grain  
Leather w/Vinyl Match  
(PER-LTHRBLK)



LAT Latte Top Grain  
Leather w/Vinyl Match  
(PER-LTHRLLAT)

### ACCESSORY



EXTRA LEGS  
SKU: WL9800

(Set of 4)  
List: \$60.00

FINISHES  
IN STOCK:



Cherry Mahogany

TOP GRAIN LEATHER!

Pictured with Glass Top  
Reception Table w/Round Base

HEAVY DUTY  
Pocket Spring Construction!

NEW! METAL & GLASS  
LAPTOP TABLE



**Maggie** COLLECTION  
by OfficeSource®



#2428001



#2428002

**SOLID HARDWOOD FRAMES!**

■ ■ ■  
**STANDARD FEATURES**

- Contemporary elegant design for home or office
- Black finish legs
- Solid hardwood frame


**SOFA W/BLACK LEGS**  
**SKU: 2428001**  
Overall: 79½"W x 34"D x 33"H  
Seat: 67½"W x 22"D x 18½"H  
List: \$1,719.00

**LOVESEAT W/BLACK LEGS**  
**SKU: 2428002**  
Overall: 56"W x 34"D x 33"H  
Seat: 45"W x 22"D x 18½"H  
List: \$1,229.00



#2428003

**MAGGIE  
UPHOLSTERY  
IN STOCK:**



**BLK** Black  
Leather-Soft Vinyl™  
(NOR-CAREPLUSBLK)

**CLUB CHAIR W/BLACK LEGS**  
**SKU: 2428003**  
Overall: 34"W x 34"D x 33"H  
Seat: 22½"W x 22"D x 18½"H  
List: \$819.00



#484714233

#49353

## Heritage *COLLECTION* by OfficeSource®

A mix between mid century and a refined retro style with plush, deep seats and back cushions, bolster pillows, and classic lines. Upholstered in a beautiful dark gray upholstery with wood tapered legs.


**SOFA W/TWO BOLSTER CUSHIONS & LIGHT BROWN WOOD POST LEGS**  
**SKU: 484714233**

Overall: 77½"W x 33½"D x 36"H  
Seat: 67"W x 21½"D x 20¼"H  
List: \$1,849.00

**GUEST CHAIR W/LIGHT BROWN WOOD POST LEGS**  
**SKU: 49353**

Overall: 22¼"W x 23½"D x 34¼"H  
Seat: 22"W x 19½"D x 19¾"H  
List: \$379.00

**HERITAGE  
UPHOLSTERY  
IN STOCK:**



Dark Gray  
(TRU-7142)



#483727633

#49354

## Newton *COLLECTION* by OfficeSource®


**SOFA W/LIGHT BROWN WOOD BASE**  
**SKU: 483727633**

Overall: 73¼"W x 34"D x 36"H  
Seat: 63"W x 21"D x 19½"H  
List: \$1,879.00

**BARREL CHAIR W/LIGHT BROWN WOOD LEGS**  
**SKU: 49354**

Overall: 23½"W x 23½"D x 31¼"H  
Seat: 23½"W x 17"D x 19"H  
List: \$399.00

**NEWTON  
UPHOLSTERY  
IN STOCK:**



Light Gray  
(TRU-7276)



PICTURED WITH  
INTEGRATE  
COLLECTION, OS  
LAMINATE RECEPTION &  
RECEPTION TABLES

SPACE SAVER DESIGN!  
FITS TIGHTLY TOGETHER  
TO SAVE SPACE

## Dover COLLECTION by OfficeSource®

### STANDARD FEATURES

- Seats well either independently or placed side by side
- Nylon webbed seat construction w/solid wood frame



#1700

Pictured in Black Bonded Leather  
with Cherry Frame.



#1700

Pictured in Kashmir Green  
with Modern Walnut Frame.

### DESIGNER GUEST CHAIR

SKU: 1700

Overall: 22"W x 25"D x 31¼"H

Seat: 19½"W x 19½"D x 19"H

List: \$349.00

### DESIGNER FULL ARM

SKU: 1700FA\* ★

20⅞"W x 1⅞"D x 24½"H

List: \$169.00

### DESIGNER HALF ARM

SKU: 1700SHA\*

20⅞"W x 1⅞"D x 24½"H

List: \$135.00



Gold Stars Indicate  
Product New for 2019.

### DOVER UPHOLSTERIES IN STOCK:



Taupe  
(PER-BY13013)


Kashmir Green  
(PER-BY1306)



Black  
(PER-F58)

TEK Black Bonded  
Leather (PER-BL01)

### FRAME & HALF ARM FINISHES IN STOCK:



Cherry

Mahogany



Espresso

Modern Walnut



1700 (3), 1700FA (2)

Pictured in Black Bonded Leather  
with Mahogany Frame.



1700 (2), 1700FA (1)

Pictured in Black Bonded Leather  
with Modern Walnut Frame.

\*DESIGNER HALF ARM Used with 2 chairs (or more) to  
create a multi-seat unit with no visible arm obstruction.



**PICTURED WITH OS LAMINATE  
RECEPTION WORKSTATION  
WITH PEDESTALS**

**Chelsea COLLECTION** by OfficeSource®



**#1600**  
Pictured in Kashmir Green with Cherry Frame.



**#1600**  
Pictured in Taupe with Espresso Frame.



**#1600BENCH**  
Pictured in Black Bonded Leather with Modern Walnut Frame.



**1600 (4), 1600FA (3)**  
Pictured in Black Bonded Leather with Mahogany Frame.

**DESIGNER GUEST CHAIR  
W/WOOD FRAME**  
**SKU: 1600**  
Overall: 23½"W x 23½"D x 34"H  
Seat: 20"W x 19½"D x 18½"H  
List: \$369.00

**DESIGNER BENCH**  
**SKU: 1600BENCH**  
Overall: 41⅞"W x 19¼"D x 18⅝"H  
Seat: 39½"W x 17⅞"D x 2⅞"H  
List: \$469.00  
• Available in Black Bonded Leather (TEK) only.

**CHELSEA  
UPHOLSTERIES IN STOCK:**



Taupe (PER-BY13013) Kashmir Green (PER-BY1306)



Black (PER-F58) TEK Black Bonded Leather (PER-BL01)

**FRAME & HALF ARM  
FINISHES IN STOCK:**



Cherry Mahogany



Espresso Modern Walnut

**DESIGNER FULL ARM**  
**SKU: 1600FA\*** ★  
22"W x 1½"D x 24½"H  
List: \$179.00

**DESIGNER HALF ARM**  
**SKU: 1600SHA\***  
22"W x 1½"D x 24½"H  
List: \$145.00

★ Gold Stars Indicate Product New for 2019.

\*DESIGNER HALF ARM Used with 2 chairs (or more) to create a multi-seat unit with no visible arm obstruction.



#840KD

*Pictured with In Stock Black Upholstery & Mahogany Frame*



#840KD

*Pictured with In Stock Black Upholstery & Mahogany Frame*

OFFICESOURCE®  
**SIGNATURE WOOD CHAIRS...**  
GORGEOUSLY CRAFTED & AVAILABLE  
IN 26 FABRICS & 3 WOOD  
FINISHES!



#850KD

*Pictured with Beige Upholstery & Espresso Frame*

**CHAIRS COMPLEMENT OUR  
VERY POPULAR  
OS LAMINATE COLLECTION!**

**STANDARD FEATURES**

- Mortise and tenon construction
- Solid hardwood with 8 step finish process
- Nylon webbed seat construction


**SLATED BACK, GUEST CHAIR  
W/ARMS & WOOD FRAME  
SKU: 840KD**

Overall: 22¾"W, 21½"D, 33¼"H  
Seat: 19¾"W x 18"D x 19¼"H  
**IN STOCK LIST:** \$399.00  
**QUICKSHIP LIST:** \$579.00


**SLATED BACK, GUEST CHAIR  
W/ARMS & WOOD FRAME  
SKU: 850KD**

Overall: 22"W x 22"D x 32"H  
Seat: 19¾"W x 18"D x 19¼"H  
**IN STOCK LIST:** \$399.00  
**QUICKSHIP LIST:** \$579.00

**SAVORE  
UPHOLSTERIES  
IN STOCK:**



BLK Black



BEI Beige


**FINISHES  
IN STOCK:**



Cherry



Mahogany



Espresso

**QUICKSHIP**


**UPHOLSTERIES AVAILABLE:**

QSVisions Express - Energize Stallion	QSVisions Express - Energize Dragonfly	QSVisions Express - Energize Fern	QSVisions Express - Energize Flame	QSVisions Express - Energize Granite	QSVisions Express - Energize Indigo
QSVisions Express - Energize Saddle	QSVisions Express - Amazement Sidewalk	QSVisions Express - Balance Brass	QSVisions Express - Courage Tomato	QSVisions Express - Courage Royal	QSVisions Express - Envy Harbor
QSVisions Express - Envy Cascade	QSVisions Express - Envy Fruit Punch	QSVisions Express - Envy Fuchsia	QSVisions Express - Fascination Violet	QSVisions Express - Fascination Artichoke	QSVisions Express - Fascination Cobalt
QSVisions Express - Fascination Rawhide	QSVisions Express - Fascination Sunshine	QSVisions Express - Passion Sprout	QSVisions Express - Passion Lima	QSVisions Express - Passion Midas	QSVisions Express - Passion Pomegranate

**Please Note:** Chairs upholstered in above Quickship fabrics have list price of \$579.00

**QS = QUICKSHIP**



#271 Pictured w/Oxblood Vinyl & Mahogany Frame 



#272 Pictured w/Black Leather-Soft Vinyl & Mahogany Frame 


**GUEST CHAIR  
W/MAHOGANY FRAME**

**SKU: 271**  
Overall: 24"W x 26"D x 31"H  
Seat: 22"W x 21"D x 18½"H  
List: \$329.00


**GUEST CHAIR W/CASTERS  
& MAHOGANY FRAME**

**SKU: 272**  
Overall: 24"W x 26"D x 31"H  
Seat: 22"W x 21"D x 18½"H  
List: \$349.00

**LANCASTER  
UPHOLSTERIES  
IN STOCK:**



**BLK** Black  
Leather-Soft Vinyl™  
(NOR-CAREPLUSBLK)  
w/Mahogany Frame




**OX** Oxblood Vinyl  
(NOR-OXBVINYL)  
w/Mahogany Frame

**GREAT FOR BOTH HOME & OFFICE ENVIRONMENTS!**



#291 Pictured w/Black Leather-Soft Vinyl & Mahogany Frame 



#292 Pictured w/Oxblood Vinyl & Mahogany Frame 

**GUEST CHAIR  
W/MAHOGANY FRAME**

**SKU: 291**  
Overall: 24½"W x 27"D x 35½"H  
Seat: 20"W x 19"D x 18"H  
List: \$499.00

**GUEST CHAIR W/CASTERS  
& MAHOGANY FRAME**

**SKU: 292**  
Overall: 24½"W x 27"D x 35½"H  
Seat: 20"W x 19"D x 18"H  
List: \$509.00

**LANCASTER PAIRS PERFECTLY WITH THE  
ABBEY CONFERENCE TABLES**



# Bleecker Street COLLECTION

by OfficeSource®

This wood guest chair and its inventive design is endlessly functional. Made of bentwood, it is light and completely conforms to the users back, ensuring maximum comfort levels. Its wooden appearance gives it a classy edge over other wood stack chairs, yet the chairs remain light enough to comfortably move around.



#184WHT Pictured in White



PICTURED WITH OS LAMINATE  
HOSPITALITY TABLES &  
BLEECKER STREET STOOLS!



#194MW Pictured in Modern Walnut

### ALL WOOD GUEST CHAIR W/LIGHT WOOD BASE

SKU: 184

Overall: 16½"W x 20¼"D x 32¼"H

Seat: 17¼"W x 16¼"D x 18½"H

List: \$309.00

### ALL WOOD GUEST CHAIR W/HOLE IN BACK & LIGHT WOOD BASE


SKU: 194

Overall: 16¾"W x 18½"D x 33¼"H

Seat: 17"W x 17½"D x 18½"H

List: \$309.00


#### BLEECKER STREET - FINISHES IN STOCK:



WHT White



MW Modern Walnut



ES Espresso



This product is part of  
a complete collection.



#5209BLK 



#5209GYL



PROFILE



BACK


**BARREL BACK ARM CHAIR  
W/BLACK WOOD LEGS  
SKU: 5209**

Overall: 25½"W x 29"D x 28"H  
Seat: 25½"W x 21"D x 19"H  
List: \$539.00

**5209 - UPHOLSTERIES IN STOCK:**



GYL Gray Linen Fabric  
(NOR-BL271)




★ BLK Black  
Leather-Soft Vinyl™  
(NOR-CAREPLUSBLK)

**RETRO STYLE GUEST CHAIR  
W/WOOD LEGS**

SKU: 6909

Overall: 24½"W x 25½"D x 35½"H  
Seat: 19½"W x 20"D x 19"H  
List: \$409.00

**6909 - UPHOLSTERIES IN STOCK:**



BLK Black  
Leather-Soft Vinyl™  
w/Mahogany Legs  
(NOR-CAREPLUSBLK)



GYL Gray Linen Fabric  
w/Black Legs  
(NOR-BL271)



#6909BLK

**FLARED ARM  
DESIGN!**



#6909GYL

**UNIQUE RESIMERCIAL DESIGN!**


★ **NEW!**

**GUEST CHAIR  
W/MAHOGANY WOOD LEGS**

SKU: 7609 ★

Overall: 25½"W x 27½"D x 35"H  
Seat: 18½"W x 18½"D x 19"H  
List: \$699.00


**7609  
UPHOLSTERY  
IN STOCK:**



BLK Black  
Leather-Soft Vinyl™  
(NOR-CAREPLUSBLK)

★ Gold Stars Indicate  
Product New for 2019.



#7609 

# Hampton COLLECTION

by OfficeSource®

★ NEW!



This product is part of a complete collection.



**SOLID WOOD DINING CHAIR**  
**SKU: 311018DC** ★  
 Overall: 17"W x 17"D x 34"H  
 Seat: 17"W x 16"D x 18"H  
 List: \$429.00  
 (Packaged 2 Per Carton)

**HAMPTON FINISH IN STOCK:**



DC Dark Cherry (HOL-DCWOOD)

#311018DC

**Please Note:**  
Not Stackable

# Loft COLLECTION

by OfficeSource®



**LADDER BACK DINING CHAIR W/BLACK WRINKLE STEEL FRAME**  
**SKU: 4018BLK**  
 Overall: 17"W x 17"D x 31"H  
 Seat: 17"W x 16"D x 18"H  
 List: \$255.00  
 (Packaged 2 Per Carton)

**LOFT UPHOLSTERY IN STOCK:**



BLK Black Vinyl (HOL-BLKVYL)

#4018BLK

**Please Note:**  
Not Stackable


# Spencer COLLECTION

by OfficeSource®



#1240

**SPENCER UPHOLSTERY IN STOCK:**



BLK Black Leather-Soft Vinyl™ (NOR-CAREPLUSBLK) w/MH Mahogany Frame

**GUEST CHAIR W/MAHOGANY FRAME**  
**SKU: 1240**  
 Overall: 26"W x 28"D x 36"H  
 Seat: 21"W x 20½"D x 19"H  
 List: \$409.00



This product is part of a complete collection.


# Advantage COLLECTION

by OfficeSource®



#759BLK Pictured in Black Bonded Leather

**ADVANTAGE UPHOLSTERY IN STOCK:**



BLK Black Bonded Leather (NOR-LTHRPLUSBLK)

**BUILT-IN LUMBAR SUPPORT!**

**EXECUTIVE GUEST W/BLACK FRAME**  
**SKU: 759BLK**  
 Overall: 23½"W x 24"D x 34½"H  
 Seat: 20"W x 17"D x 19½"H  
 List: \$309.00

★ Gold Stars Indicate Product New for 2019.



**3 UPHOLSTERIES TO CHOOSE FROM!**



#6491BLK



#6491TAU

**Elroy** COLLECTION by OfficeSource®

**LOUNGE CHAIR W/SEAT HEIGHT ADJUSTMENT & CHROME BASE**  
**SKU: 6491**

Overall: 25½"W x 26"D x 40-44"H  
Seat: 21"W x 19"D x 19½-27½"H  
List: \$739.00

**FUNCTIONS:** Pneumatic Seat Height, 360-Degree Swivel


**ELROY - UPHOLSTERIES IN STOCK:**



**TAU** Taupe  
(PER-BY13013)



**GRN** Kashmir Green  
(PER-BY1306)



**BLK** Black  
(PER-F58)

**Crescent** COLLECTION by OfficeSource®



#49456

**MID BACK, COLLABORATIVE CHAIR W/BLACK 4 STAR BASE**  
**SKU: 49456**

Overall: 24¼"W x 26"D x 32¼-36½"H  
Seat: 17½"W x 19¾"D x 18¼-22½"H  
List: \$609.00

**FUNCTIONS:** 360-Degree Swivel, Swivel/Tilt Control

**GUEST CHAIR W/BLACK BASE**  
**SKU: 49455**

Overall: 24¼"W x 26"D x 34½"H  
Seat: 17½"W x 19¾"D x 18¾"H  
List: \$509.00

**CRESCENT UPHOLSTERY IN STOCK:**



**GRY** Gray Linen  
(TRU-7276)



#49455

★ **NEW!**

**Big & Tall** COLLECTION by OfficeSource®

Not all bodies are built the same way – and neither is office seating. Our Big & Tall office chairs and heavy duty chairs offer an alternative to standard-sized office seating.



**WEIGHT CAPACITY**  
**500 LBS!**

**BIG & TALL GUEST CHAIR**  
**W/SILVER FRAME**

**SKU: 11499BLK** ★

**WEIGHT CAPACITY: 500 LBS**

Overall: 30 3/4"W x 26"D x 34 1/4"H

Seat: 27"W x 19 1/2"D x 18"H

List: \$569.00

**11499BLK**  
**UPHOLSTERY**  
**IN STOCK:**



**BLK** Black  
Faux Leather  
(QIA-EVOBLKPU)



**EXTRA WIDE SEAT W/WATERFALL SEAT CUSHION!**

★ **NEW!**

**Big & Tall** COLLECTION by OfficeSource®



**WEIGHT CAPACITY**  
**750 LBS!**

**BIG & TALL STACK CHAIR**  
**W/BLACK FRAME**

**SKU: STK501BLK** ★

**WEIGHT CAPACITY: 750 LBS**

Overall: 25"W x 27"D x 35"H

Seat: 19 1/2"W x 17 1/2"D x 18"H

List: \$349.00

**BIG & TALL ARMLESS STACK**  
**CHAIR W/BLACK FRAME**

**SKU: STK500BLK** ★

**WEIGHT CAPACITY: 750 LBS**

Overall: 20"W x 27"D x 35"H

Seat: 19 1/2"W x 17 1/2"D x 18"H

List: \$319.00

**STK501BLK & STK500BLK**  
**UPHOLSTERY**  
**IN STOCK:**



**BLK** Black  
High Performance Vinyl  
(HOL-HPBLKVYL)



★ Gold Stars Indicate  
Product New for 2019.

*Please Note: Both chairs priced per chair, but sold 4 per carton.*

**★ NEW!** *Big & Tall* **COLLECTION** by OfficeSource®



**WEIGHT CAPACITY 500 LBS!**

**ARMLESS GUEST CHAIR W/BLACK FRAME**  
**SKU: 59055FP** ★  
**WEIGHT CAPACITY: 500 LBS**  
Overall: 26¾"W x 24½"D x 32¾"H  
Seat: 26¾"W x 19"D x 18"H  
List: \$439.00



**ANTIMICROBIAL**

**ups**  
#59055FP  
Pictured in Gray  
Antimicrobial Vinyl



**WALL SAVER DESIGN ON BACK LEGS!**

**ARMLESS GUEST CHAIR W/BLACK FRAME**  
**SKU: 59054FP** ★  
**WEIGHT CAPACITY: 400 LBS**  
Overall: 22¾"W x 25"D x 33¼"H  
Seat: 22¾"W x 19"D x 18"H  
List: \$369.00



**WEIGHT CAPACITY 400 LBS!**

**ups**  
#59054FP  
Pictured in Black  
Antimicrobial Vinyl

**BIG & TALL UPHOLSTERIES IN STOCK:**



**BLK** Black  
Antimicrobial Vinyl  
(NOR-FP215AM)



**GRY** Gray  
Antimicrobial Vinyl  
(NOR-FP242AM)

**ANTIMICROBIAL VINYL UPHOLSTERY!**



**WEIGHT CAPACITY 300 LBS!**



**ANTIMICROBIAL**

**GUEST CHAIR** ★  
**W/BLACK FRAME**  
**SKU: 59053FP**  
**WEIGHT CAPACITY: 300 LBS**  
Overall: 22"W x 23½"D x 33"H  
Seat: 19"W x 18½"D x 18"H  
List: \$329.00

**ups**  
#59053FP  
Pictured in Black  
Antimicrobial Vinyl



**WALL SAVER DESIGN ON BACK LEGS!**

*Healthcare Grade Vinyl is treated with an antimicrobial additive that works to repel microbes and prevent odors from becoming lodged in your waiting room furniture. The antimicrobial chemicals are designed to be released over time so that the vinyl will offer a consistent level of protection for the life of the furniture. You won't have to worry about your waiting room furniture becoming more susceptible to microbes over time.*

★ Gold Stars Indicate Product New for 2019.



★ **NEW!**

**WEIGHT CAPACITY 500 LBS!**

**BIG & TALL GUEST CHAIR W/BLACK FRAME**  
**SKU: 11529BLK** ★  
**WEIGHT CAPACITY: 500 LBS**  
 Overall: 27"W x 27"D x 35"H  
 Seat: 24"W x 20½"D x 18½"H  
 List: \$449.00

**11529BLK UPHOLSTERY IN STOCK:**



**BLK** Black Faux Leather (QIA-EVOBLKPU)

★ Gold Stars Indicate Product New for 2019.



#11529BLK  
SIDE

BACK

**BIG & TALL - ALTERNATIVE TO STANDARD SIZE SEATING!**



**WEIGHT CAPACITY 400 LBS!**

**WATERFALL SEAT REDUCES LEG STRAIN!**

#540BLK   
**HEAVY-DUTY BASE!**

**SLED BASE GUEST CHAIR W/BLACK FRAME**  
**SKU: 540BLK**  
**WEIGHT CAPACITY: 400 LBS**  
 Overall: 24"W x 26"D x 34"H  
 Seat: 20½"W x 20"D x 17½"H  
 List: \$419.00

**540BLK UPHOLSTERY IN STOCK:**



**BLK** Black Leather-Soft Vinyl™ (NOR-CAREPLUSBLK)



**WEIGHT CAPACITY 400 LBS!**

BACK



This product is part of a complete collection.

#11789BLK

**MESH BACK GUEST CHAIR W/ARMS & BLACK FRAME**  
**SKU: 11789BLK**  
**WEIGHT CAPACITY: 400 LBS**  
 Overall: 24¾"W x 25"D x 39½"H  
 Seat: 22"W x 19½"D x 18¾"H  
 List: \$409.00

**11789BLK UPHOLSTERY IN STOCK:**



**BLK** Black Upholstered Seat w/Black Mesh Back (QIA-EVOMESH)



**SLED BASE GUEST CHAIR  
W/ARMS & BLACK FRAME  
SKU: 315BLK**

Overall: 23"W x 24½"D x 34"H  
Seat: 20"W x 20"D x 18½"H  
List: \$219.00

**ARMLESS SLED BASE GUEST  
CHAIR W/BLACK FRAME  
SKU: 314BLK**

Overall: 23"W x 24½"D x 34"H  
Seat: 20"W x 20"D x 18½"H  
List: \$209.00

**MERIT  
UPHOLSTERY  
IN STOCK:**



**BLK** Black  
Leather-Soft Vinyl™  
(NOR-CAREPLUSBLK)



#314BLK



**Value COLLECTION**  
by OfficeSource®

**GREAT FOR EXECUTIVE, GUEST  
OR LOBBY ENVIRONMENTS!**

**FABRIC SLED BASE GUEST  
CHAIR W/BLACK FRAME  
SKU: 2708**

Overall: 24"W x 25"D x 34½"H  
Seat: 20"W x 19"D x 18"H  
List: \$255.00

**ARMLESS, SLED BASE  
GUEST CHAIR  
W/BLACK FRAME  
SKU: 2709**

Overall: 24"W x 25"D x 34½"H  
Seat: 20"W x 19"D x 18"H  
List: \$235.00

**BLACK BONDED LEATHER  
SLED BASE GUEST CHAIR  
W/BLACK FRAME  
SKU: 2748**

Overall: 24"W x 25"D x 34½"H  
Seat: 20"W x 19"D x 18"H  
List: \$275.00



#2709   
Pictured in Navy Blue

**VALUE  
UPHOLSTERIES IN STOCK:**



Black  
(PER-F9106)

Navy Blue  
(PER-F9114)

**BLK** Black Bonded  
Leather  
(PER-BL01BLK)  
2748 Only



#2748  
Pictured in Black  
Bonded Leather



#50828 Pictured in Gray Leathertek



This product is part of a complete collection.

**EXECUTIVE GUEST SLED BASE CHAIR W/CHROME FRAME**

**SKU: 50828** 

Overall: 22½"W x 24¾"D x 37¾"H

Seat: 19¾"W x 19"D x 19¼"H

List: \$549.00


**TRE UPHOLSTERIES IN STOCK:**



**BLK** Black Bonded Leather (PER-BL01BLK)



**GRY** Gray Leathertek (PER-BL57)



**WHT** White Leathertek (PER-V260WHT)



#50828 Pictured in White Leathertek

 Gold Stars Indicate Product New for 2019.

**Merak COLLECTION** by OfficeSource®



 #1509CHMBLK Pictured in Black Leather-Soft Vinyl™



This product is part of a complete collection.

**SLED BASE GUEST CHAIR W/CHROME FRAME**

**SKU: 1509CHM**

Overall: 27"W x 27"D x 41"H

Seat: 19½"W x 21"D x 18½"H

List: \$539.00


**MERAK UPHOLSTERIES IN STOCK:**



**BLK** Black Leather-Soft Vinyl™ (NOR-CAREPLUSBLK)




**GRY** Gray Leather-Soft Vinyl™ (NOR-CAREPLUSGRY)



**NEW! WHT** White Leather-Soft Vinyl™ (NOR-CAREPLUSWHT)



#1509CHMGRY  Pictured in Gray Leather-Soft Vinyl™

**Indulge** COLLECTION  
by OfficeSource®

**Ridge** COLLECTION  
by OfficeSource®

★ **NEW!**



**SLED BASE GUEST CHAIR  
W/CHROME FRAME**  
**SKU: 3205CHM**  
Overall: 25"W x 28"D x 41½"H  
Seat: 20"W x 19½"D x 21"H  
List: \$569.00



This product is part of a complete collection.

**INDULGE  
UPHOLSTERY  
IN STOCK:**




**BLK** Black  
Leather-Soft Vinyl™  
(NOR-CAREPLUSBLK)

#3205CHM 

*Plush pillow top seat and back for incredible comfort!*



 #9509 Pictured in Gray Leather-Soft Vinyl™

**SLED BASED GUEST CHAIR  
W/CHROME FRAME**  
**SKU: 9509** ★  
Overall: 22¾"W x 24"D x 37"H  
Seat: 20"W x 18"D x 19"H  
List: \$299.00




#9509 Pictured in Black Leather-Soft Vinyl™

**RIDGE  
UPHOLSTERIES  
IN STOCK:**



**BLK** Black  
Leather-Soft Vinyl™  
(NOR-CAREPLUSBLK)



**GRY** Gray  
Leather-Soft Vinyl™  
(NOR-CAREPLUSGRY)

**Franklin** COLLECTION  
by OfficeSource®



#21628  
Pictured in Silver Mesh

**MESH GUEST CHAIR W/BLACK FRAME**  
**SKU: 21628**  
Overall: 22⅝"W x 19¾"D x 36¼"H  
Seat: 19½"W x 18"D x 17¾"H  
List: \$469.00

**FRANKLIN  
UPHOLSTERIES  
IN STOCK:**



**BLK** Black Mesh  
(PER-KM100)



**SI** Silver Mesh  
(PER-KM142)



This product is part of a complete collection.



#21628  
Pictured in Black Mesh

★ Gold Stars Indicate Product New for 2019.



#18923BLK

**GUEST CHAIR  
(FRONT CASTERS)  
W/BLACK FRAME  
SKU: 18923BLK**

Overall: 25<sup>3</sup>/<sub>8</sub>"W x 24<sup>1</sup>/<sub>4</sub>"D x 33<sup>1</sup>/<sub>4</sub>"H  
Seat: 20<sup>5</sup>/<sub>8</sub>"W x 20"D x 18<sup>1</sup>/<sub>4</sub>"H  
List: \$289.00

**UNIQUE FRONT LEG  
CASTER ONLY DESIGN  
ALLOWS CHAIR TO  
MOVE FREELY**



BLK Black PU  
(QIA-EVOBLKPU)

**WATERFALL  
SEAT CUSHION!**



#18923BLK  
PROFILE

**Tate** COLLECTION  
by OfficeSource®



#18925

**WATERFALL  
SEAT CUSHION!**



BLK Black PU  
(QIA-EVOBLKPU)

**Sprint** COLLECTION  
by OfficeSource®



#204



BACK

**SIDE CHAIR W/ARMS  
& BLACK FRAME  
SKU: 204**

Overall: 23"W x 21<sup>3</sup>/<sub>4</sub>"D x 35"H  
Seat: 19<sup>1</sup>/<sub>2</sub>"W x 19<sup>3</sup>/<sub>4</sub>"D x 18"H  
List: \$259.00



BLK Black Upholstered Seat  
w/Black Mesh Back  
(PER-DW51BLK)

STACKS  
H  
I  
G  
H  
4  
Without Casters



← **STACKING**



#2804G

**SIDE CHAIR W/ARMS & BLACK FRAME**

**SKU: 2804G**

Overall: 24½"W x 24½"D x 32½"H

Seat: 18¼"W x 19"D x 18½"H

List: \$269.00

**ARMLESS SIDE CHAIR W/BLACK FRAME**

**SKU: 2820G**

Overall: 20"W x 24½"D x 32½"H

Seat: 18¼"W x 19"D x 18½"H

List: \$249.00

**CHAIR OPTION**

(For 2804G & 2820G)



(Set of 4)

**OPTIONAL CASTERS**

**SKU: 2700CASTERS**

List: \$40.00



**REGAL  
UPHOLSTERY  
IN STOCK:**



BLK Black  
(PER-9106BLK)

#2820G   
Pictured with  
Optional Casters

Advanced **COLLECTION**  
by OfficeSource®

STACKS  
H  
I  
G  
H  
5



← **STACKING**



#2904TGBLK

**GUEST CHAIR W/ARMS  
W/TITANIUM GRAY FRAME**

**SKU: 2904TGBLK**

Overall: 25⅝"W x 24"D x 32⅞"H

Seat: 18½"W x 19"D x 18"H

List: \$319.00



#2904TGBLK  
Full Upholstered  
Back Detail

**ADVANCED  
UPHOLSTERY  
IN STOCK:**



BLK Black  
(PER-9106BLK)

**Carson** COLLECTION  
by OfficeSource®



STACKS  
4 HIGH ↑

**GUEST ARM CHAIR  
W/BLACK FRAME**  
**SKU: 18929**  
Overall: 25"W x 23¼"D x 33¼"H  
Seat: 20"W x 20½"D x 19⅝"H  
List: \$309.00

**CARSON  
UPHOLSTERY  
IN STOCK:**



BLK Black Upholstered Seat  
w/Black Mesh Back  
(QIA-EVOMESH)

#18929

**EXTRA THICK  
SEAT CUSHION!**



STACKS  
4 HIGH ↑

#18929  
Pictured with  
Optional Casters



STACKS  
4 HIGH ↑

**Crossway** COLLECTION  
by OfficeSource®

**SIDE CHAIR  
W/BLACK FRAME**  
**SKU: 1029BLK**  
Overall: 24"W x 24"D x 33"H  
Seat: 18"W x 18"D x 19½"H  
List: \$153.00

**ARMLESS SIDE CHAIR  
W/BLACK FRAME**  
**SKU: 1028BLK**  
Overall: 24"W x 24"D x 33"H  
Seat: 18"W x 18"D x 19½"H  
List: \$143.00

**ROSTER  
UPHOLSTERY  
IN STOCK:**



BLK Black Upholstered Seat  
w/Black Mesh Back  
(NOR-MESHBLK)


#1029BLK 



STACKS  
4 HIGH ↑

#1028BLK 

**MESH UPHOLSTERY... ALLOWS AIR TO PASS  
THROUGH, PREVENTING BODY HEAT &  
MOISTURE TO BUILD UP.**



**STACKS**  
**4**  
HIGH  
Without Casters



← **STACKING**

**CoolMesh COLLECTION**  
by OfficeSource®

**MESH BACK GUEST CHAIR W/ARMS & TITANIUM GRAY FRAME**  
**SKU: 7804TGNS**  
Overall: 25"W x 24"D x 36"H  
Seat: 18"W x 19"D x 18"H  
List: \$342.00



This product is part of a complete collection.

**CHAIR OPTION**  
(For 7804TGNS)



(Set of 4)

**OPTIONAL CASTERS**  
**SKU: 2700CASTERS**

(Set of 4)

List: \$40.00



Celestial Blue



Lime Green



Red



Orange



#7804TGNS - Black Fabric  
Pictured w/Optional 2700CASTERS

**7804TGNS - Upholsteries In Stock:**

Black (04SEAT9106), Blue (04SEAT9114), Orange (04SEAT9170), Lime (04SEAT9179), Red (04SEAT9176), Celestial Blue (04SEAT9178) & Black Vinyl (04SEATPVC)



**STACKS**  
**5**  
HIGH



← **STACKING**

**CoolMesh COLLECTION**  
by OfficeSource®

**MESH BACK STACKING CHAIR W/ARMS & BLACK FRAME**  
**SKU: 7944GNS**  
Overall: 25¼"W x 24⅞"D x 37"H  
Seat: 18½"W x 18½"D x 19"H  
List: \$394.00



This product is part of a complete collection.

**CHAIR OPTION**  
(For 7944GNS)

**OPTIONAL CASTERS**  
**SKU: 2700CASTERS**

(Set of 4)

List: \$40.00



Celestial Blue



Lime Green



Red



Black Vinyl



#7944GNS - Black Fabric  
Pictured w/Optional 2700CASTERS

**7944GNS - Upholsteries In Stock:**

Black (79SEAT9106), Navy Blue (79SEAT9114), Orange (79SEAT9170), Lime (79SEAT9179), Red (79SEAT9176), Celestial Blue (79SEAT9178) & Black Vinyl (79SEATPVC)



STACKS  
4  
HIGH  
Without Casters

**Parson COLLECTION**  
by OfficeSource®



**MICRO MESH BACK SIDE CHAIR W/ARMS**  
SKU: 3128GNS

Overall: 22¼"W x 23¼"D x 33¾"H  
Seat: 18½"W x 18½"D x 18¼"H  
List: \$260.00



STACKS  
4  
HIGH  
Without Casters


**ARMLESS MICRO MESH BACK SIDE CHAIR**  
SKU: 3129GNS

Overall: 22¼"W x 23¼"D x 33¾"H  
Seat: 18½"W x 18½"D x 18¼"H  
List: \$255.00

#3129GNSBLK

#3128GNSBLU

**CHAIR OPTION**  
(For 3128 & 3129)



**OPTIONAL CASTERS**  
SKU: 2700CASTERS  
List: \$40.00

**PARSON UPHOLSTERIES IN STOCK:**

BLK Black (PER-BLK58)	BLU Blue (PER-BLUF56)
GRY Gray (PER-GRYF55)	RED Red (PER-REDF66)
TEK Black Leathertek (PER-PU15BLK)	

Pictured w/Fabric Seat & Optional Casters



#3129GNSRED

Please Note: Can't be stacked w/Casters

Pictured w/Black Leathertek Seat & Optional Casters



#3128GNSTEK

Please Note: Can't be stacked w/Casters

**Slash COLLECTION** ★ NEW!  
by OfficeSource®

ALL DURABLE POLYPROPYLENE!



STACKS  
4  
HIGH

**ARMLESS GUEST STACK CHAIR W/CHROME FRAME**

SKU: 3040PL ★  
Overall: 21"W x 21¾"D x 32¾"H  
Seat: 18"W x 16"D x 17"H  
List: \$149.00

**ARMLESS SLED BASE STACK CHAIR W/CHROME FRAME**

SKU: 3040SB ★  
Overall: 21"W x 21¾"D x 32¾"H  
Seat: 18"W x 16"D x 16¾"H  
List: \$149.00

SLASH - COLORS IN STOCK:

BLK Black (PER-A02)	NAV Navy (PER-A12)

#3040PL  
Black



STACKS  
4  
HIGH

#3040SB  
Navy

★ Gold Stars Indicate Product New for 2019.

This product is part of a complete collection.

Roster **COLLECTION**  
by OfficeSource®



STACKS  
HIGH  
4 ↑



← STACKING


**STACKING SIDE CHAIR  
W/ARMS & BLACK FRAME**

**SKU: 1157BLK**  
• Ships RTA  
Overall: 23½"W x 23"D x 30½"H  
Seat: 18"W x 18"D x 18"H  
List: \$139.00

**ARMLESS STACKING SIDE  
CHAIR W/BLACK FRAME**

**SKU: 1156BLK**  
• Ships RTA  
Overall: 23½"W x 23"D x 30½"H  
Seat: 18"W x 18"D x 18"H  
List: \$129.00

**ROSTER  
UPHOLSTERY  
IN STOCK:**



BLK Black  
Leather-Soft Vinyl™  
(NOR-CAREPLUSBLK)



STACKS  
HIGH  
4 ↑

#1156BLK UPS

**STACK CHAIRS ARE A SPACE SAVING  
SOLUTION FOR MANY APPLICATIONS!**

Levy **COLLECTION**  
by OfficeSource®



#1022BLK UPS

STACKS  
HIGH  
4 ↑

**GUEST STACK CHAIR  
W/ARMS & BLACK FRAME**

**SKU: 1022BLK**  
• Ships RTA  
Overall: 23½"W x 23"D x 30½"H  
Seat: 18"W x 18"D x 18"H  
List: \$143.00

**LEVY  
UPHOLSTERY  
IN STOCK:**



BLK Black  
Leather-Soft Vinyl™  
(NOR-CAREPLUSBLK)

Aero **COLLECTION**  
by OfficeSource®

★ **NEW!**



#3204TG

**GUEST/SIDE CHAIR W/ARMS  
BLACK FABRIC SEAT &  
TITANIUM FRAME**

**SKU: 3204TG** ★  
Overall: 20½"W x 25"D x 34"H  
Seat: 19¾"W x 20"D x 18¼"H  
List: \$259.00

**ARMLESS GUEST/SIDE CHAIR  
W/BLACK FABRIC SEAT &  
TITANIUM FRAME**

**SKU: 3220TG** ★  
Overall: 25"W x 23¼"D x 33½"H  
Seat: 18½"W x 20"D x 18¼"H  
List: \$239.00

★ Gold Stars Indicate  
Product New for 2019.

**CHAIR OPTION  
(For 3204TG & 3220TG)**



**OPTIONAL CASTERS  
SKU: 2700CASTERS**  
List: \$40.00

STACKS  
HIGH  
4 ↑

**AERO  
UPHOLSTERY  
IN STOCK:**



BLK Black  
(PER-F9106)



#3220TG

**WATERFALL SEAT FRONT  
(HELPS WITH CIRCULATION)**



## Bleecker Street *COLLECTION* by OfficeSource®

Innovative and functional design, perfect for the contemporary break room. Modern bentwood seat chair that follows the shape of the user's back, giving optimal comfort. Heavy gauge steel bases.



STACKS  
H  
I  
G  
H  
↑  
4



STACKS  
H  
I  
G  
H  
↑  
4



**WOOD STACK CHAIR,  
HAND HOLE IN BACK  
W/CHROME BASE**  
SKU: 198C

Overall: 18½"W x 22½"D x 33½"H  
Seat: 17"W x 17¼"D x 18⅝"H  
List: \$279.00

**WOOD STACK CHAIR  
W/CHROME BASE**  
SKU: 180

Overall: 19¾"W x 19"D x 32¼"H  
Seat: 17¼"W x 18½"D x 18½"H  
List: \$255.00

**INNOVATIVE &  
FUNCTIONAL DESIGN,  
PERFECT FOR THE  
CONTEMPORARY  
BREAK ROOM!**

**BLEECKER STREET - FINISHES IN STOCK:**





**GANGING  
HARDWARE INCLUDED!**



**Mario SEATING** by OfficeSource®



**SLEEK  
PADDED  
Black VINYL  
Seat**

#6070BLKTEK

**ARMLESS STACKABLE SIDE  
CHAIR, ALL BLACK  
W/BLACK FRAME**  
SKU: 6070BLKTEK  
Overall: 20"W x 20¼"D x 31⅝"H  
Seat: 18"W x 16⅜"D x 17⅞"H  
List: \$239.00



**Black  
PLASTIC  
Seat**

#6070BLKWHT

**ARMLESS STACKABLE SIDE  
CHAIR, WHITE BACK & BLACK  
SEAT W/BLACK FRAME**  
SKU: 6070BLKWHT  
Overall: 20"W x 20¼"D x 31⅝"H  
Seat: 18"W x 16⅜"D x 17⅞"H  
List: \$239.00




**STACKS  
HIGH  
6**



#6070DOLLY

**CHAIR DOLLY - GRAY**  
SKU: 6070DOLLY  
(For 6070 Chairs)  
17"W x 30"D x 24¼"H  
List: \$130.00

**MARIO SEATING - COLORS IN STOCK:**



**TEK** Black Plastic Back  
w/Black Vinyl Seat

**WHT** White Plastic Back  
w/Black Plastic Seat

**STACKS  
HIGH  
12  
ON DOLLY**



**Zella COLLECTION**  
by OfficeSource®

★ **NEW!**

Its generous seat, cutout back and abbreviated elbow rests, boast surprising comfort and flexibility, blending style, affordability and uncompromising quality.



**STACKABLE CHAIR  
W/CHROME FRAME**

**SKU: 6054 ★**

Overall: 23¾"W x 22¼"D x 31¼"H

Seat: 16"W x 16½"D x 17½"H

List: \$279.00

**STACKS  
5  
HIGH** ↑



**#6054BLK**  
Pictured in Black



**#6054RED**  
Pictured in Red



**#6054SKY**  
Pictured in Sky



**#6054WHT**  
Pictured in White

**ZELLA - COLORS  
IN STOCK:**




**BLK** Black (PER-A00)



**RED** Red (PER-A10)



**SKY** Sky (PER-A43)



**WHT** White (PER-A02)



STACKS  
**16**  
HIGH  
ON DOLLY

#3081BLK



STACKS  
**16**  
HIGH  
ON DOLLY

#3080BLK

**STACKABLE SIDE CHAIR  
W/ARMS & CHROME FRAME**  
SKU: 3081

Overall: 24½"W x 22¾"D x 31"H  
Seat: 18"W x 16¾"D x 17¾"H  
List: \$165.00

**ARMLESS, STACKABLE SIDE  
CHAIR W/CHROME FRAME**  
SKU: 3080

• Ganging hardware included  
Overall: 20¾"W x 22¾"D x 32¼"H  
Seat: 18"W x 16¾"D x 17¾"H  
List: \$129.00



#3080DOLLY



#3081NAV



#3081BLU



#3081WHT



#3080BLU

**STACKED SEATING - COLORS IN STOCK:**




BLK Black (PER-A02)



NAV Navy (PER-A12)



BLU Light Blue (PER-A06)



WHT White (PER-A14)

**GANGING  
HARDWARE INCLUDED**

**Tower COLLECTION**  
by OfficeSource®

OfficeSource® Tower Collection offers an excellent option whether you are outfitting an auditorium, dining hall or classroom. The heavy duty construction combined with stylish design ensures these chairs are built to be both durable and comfortable.

**STACKABLE SIDE CHAIR  
W/CHROME FRAME**  
SKU: SC1400BLK

Overall: 18½"W x 18"D x 32½"H  
Seat: 18½"W x 18"D x 18"H  
List: \$143.00

**CHAIR DOLLY**  
SKU: D100

• (For SC1400BLK)  
• Stack 16 high  
22"W x 23"D x 19"H  
List: \$130.00



#D100

STACKS  
**16**  
HIGH



#SC1400BLK

**TOWER - COLOR  
IN STOCK:**



BLK Black

# Reese **COLLECTION** by OfficeSource®

**Features Include:** High density 2" thick seat cushions; Nylon rocker glides & stack bumpers; Baked powder epoxy frame finish with 16 gauge steel tubing; Concealed hardware.



**SQUARE BACK STACKER  
W/BLACK METAL FRAME**  
SKU: STK1BLK

**Weight Capacity:** 500 lbs.  
Overall: 17"W x 21"D x 33"H  
Seat: 16"W x 16"D x 18"H  
List: \$102.00

**ROUND BACK STACKER  
W/BLACK METAL FRAME**  
SKU: STK2BLK

**Weight Capacity:** 500 lbs.  
Overall: 17"W x 21"D x 35"H  
Seat: 16"W x 16"D x 18"H  
List: \$122.00

**REESE  
UPHOLSTERY IN STOCK:**



BLK Black Vinyl  
(HOL-BLKVYL)



**STACKS HIGH 12**  
On Dolly

#STKDOLLY

**STACKER CHAIR DOLLY**  
SKU: STKDOLLY

20"W x 32½"D x 48"H  
• Stack 12 high  
List: \$299.00

**Finish In Stock:** Black

## 8900 Series **UPHOLSTERED STACK CHAIRS**



#8915  
Sailor/Char Black

#8917  
Sailor/Char Black

Upholstered stack chairs in a complete spectrum of styles, colors and finishes. Virco's got you covered with four popular models. Two of these chairs (models 8915 & 8925) give you a 2" crown seat with high-density foam for extra comfort, while the remaining two are outfitted with a 2" dome seat. **Choose from 4 Models, 3 Frame Finishes and 16\* Upholstery Options.**

**Please Note:** All chairs priced per chair, but sold 4 per carton.

**2" CROWN SEAT**  
SKU: **SO8915**  
18"W x 22"D x 35½"H  
List: \$193.00 ea.

**2" DOME SEAT**  
SKU: **SO8917**  
18"W x 22"D x 35½"H  
List: \$186.00 ea.

**2" CROWN SEAT**  
SKU: **SO8925**  
18"W x 22"D x 34½"H  
List: \$194.00 ea.

**2" DOME SEAT**  
SKU: **SO8926**  
18"W x 22"D x 34½"H  
List: \$187.00 ea.



#8925  
Loden/Chrome

#8926  
Red/Black

### → **CHAIR CARTS**

**STACK CHAIR CART**  
SKU: **SOHCT789**  
• Char black finish  
List: \$800.00




### 8900 SERIES - UPHOLSTERIES & FRAMES AVAILABLE:


**FABRIC Options: SEDONA FABRIC**



**VINYL Options: LINEN VINYL**



**FRAME Finishes:**



**ADDITIONAL FRAME/VINYL (FOR MODEL 8926)**



\*Linen and Ultratexhyde vinyl colors are only available for models 8917 & 8926

**VIRCO 10 YEAR WARRANTY** SO = **SPECIAL ORDER**

# Classic Series™ STACK CHAIRS

The instantly recognizable Classic Series™ chair is constructed from highly durable, long-lasting injection-molded polyethylene. These popular chairs are fixtures in thousands of classrooms across the nation and around the world. Chairs feature, tubular steel frame with one-piece molded polyethylene shell.



#9018  
Navy

**STUDENT CHAIR  
18" SEAT HEIGHT\***  
SKU: **QS9018**  
18¾"W x 21½"D x 30⅝"H  
List: \$124.00

**STUDENT CHAIR  
16" SEAT HEIGHT\***  
SKU: **SO9016**  
16¾"W x 19½"D x 27"H  
List: \$119.00

**STUDENT CHAIR  
14" SEAT HEIGHT\***  
SKU: **SO9014**  
14⅞"W x 17⅞"D x 22⅜"H  
List: \$105.00

**STUDENT CHAIR  
12" SEAT HEIGHT\***  
SKU: **SO9012**  
14⅞"W x 15"D x 20⅜"H  
List: \$105.00

**STUDENT CHAIR  
10" SEAT HEIGHT\***  
SKU: **SO9010**  
14⅞"W x 15"D x 18⅜"H  
List: \$105.00

GRADE	SEAT HEIGHT							
	10"	12"	13"	14"	15"	16"	18"	
PRESCHOOL								
KINDERGARTEN								
1st GRADE								
2nd GRADE								
3rd GRADE								
4th GRADE								
5th GRADE - ADULT								

*Please Note: All chairs priced per chair, but sold 4 per carton.*

**SO = SPECIAL ORDER**

**QS = QUICKSHIP**



## VIRCO 10 YEAR WARRANTY

MEETS OR EXCEEDS  
**ANSI BIFMA**  
STANDARDS



**STACKS HIGH**

### COLORS & FRAMES IN STOCK:



**QS**Black (9018 Only) **QS**Navy



**QS**Chrome (Frame)

### COLORS & FRAMES AVAILABLE SPECIAL ORDER:



**SO**Graphite (9018 Only) **SO**Wine **SO**Blueberry **SO**Purple Iris **SO**Forest Green



**SO**Red **SO**Chocolate **SO**Squash **SO**Apple **SO**Cobalt Blue

**FOLDING & NESTING CAPABILITIES!**



**CoolMesh COLLECTION**  
by OfficeSource®



#7794TNS  
Pictured w/Black Fabric Seat

**COOLMESH NESTING CHAIR W/TITANIUM GRAY FRAME**  
**SKU: 7794TNS**  
Overall: 22"W x 24"D x 37"H  
Seat: 18½"W x 19"D x 19¼"H  
List: \$422.00

**ARMLESS COOLMESH NESTING CHAIR W/TITANIUM GRAY FRAME**  
**SKU: 7774TNS**  
Overall: 22"W x 24"D x 37"H  
Seat: 18½"W x 19"D x 19¼"H  
List: \$412.00



#7774TNS  
Pictured w/Black Fabric Seat

**CoolMesh - Upholsteries In Stock:**  
Black (94SEAT9106), Navy Blue (94SEAT9114), Orange (94SEAT9170), Lime (94SEAT9179), Red (94SEAT9176), Celestial Blue (94SEAT9178) & Black Vinyl (94SEATPVC)



Celestial Blue    Lime Green    Red    Orange

**CHAIR OPTION**  
(For 7794TNS, 7774TNS, 8094TNS)



(Set of 4)

**OPTIONAL CHAIR GLIDES**  
**SKU: 2700GLIDES**  
List: \$35.00

**CoolMesh Pro COLLECTION**  
by OfficeSource®

**COOLMESH PRO NESTING CHAIR W/TITANIUM GRAY FRAME**  
**SKU: 8094TNS**  
Overall: 24"W x 24¾"D x 38"H  
Seat: 18½"W x 19¼"D x 18⅝"H  
List: \$452.00

**VINYL SEAT OPTION!**

**8094TNS - Upholsteries In Stock:**  
Black (94SEAT9106), Navy Blue (94SEAT9114), Orange (94SEAT9170), Lime (94SEAT9179), Red (94SEAT9176), Celestial Blue (94SEAT9178) & Black Vinyl (94SEATPVC)



#8094TNS  
Pictured w/Black Fabric Seat



#8094TNS  
Pictured w/Black VINYL Seat

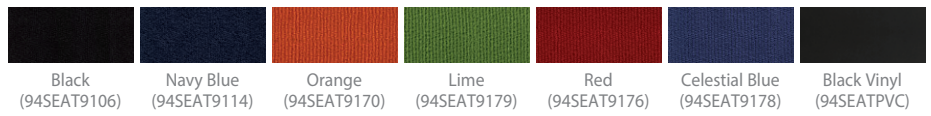


Celestial Blue    Lime Green    Red    Orange



This product is part of a complete collection.

**COOLMESH & COOLMESH PRO - UPHOLSTERIES IN STOCK:**



Black (94SEAT9106)    Navy Blue (94SEAT9114)    Orange (94SEAT9170)    Lime (94SEAT9179)    Red (94SEAT9176)    Celestial Blue (94SEAT9178)    Black Vinyl (94SEATPVC)

**CUSTOM BUILD THESE CHAIRS!**

**SELECT YOUR SEAT OPTION 7 TO CHOOSE FROM!**

**Perch COLLECTION**  
by OfficeSource®

★ **NEW!**

#3274TNS  
Pictured w/Orange  
Fabric Seat



#3294TNS  
Pictured w/Celestial  
Blue Fabric Seat

**NESTING CHAIR W/ARMS & CASTERS, TITANIUM FRAME**

**SKU: 3294TNS** ★  
Overall: 24¼"W x 20½"D x 35½"H  
Seat: 17½"W x 18¼"D x 19"H  
List: \$349.00

**ARMLESS NESTING CHAIR W/CASTERS, TITANIUM FRAME**

**SKU: 3274TNS** ★  
Overall: 23"W x 20½"D x 35½"H  
Seat: 17½"W x 18¼"D x 19"H  
List: \$319.00

**NESTING CHAIR W/ARMS & CASTERS, BLACK FRAME**

**SKU: 5494NSBLK** ★  
Overall: 24¼"W x 20½"D x 35½"H  
Seat: 17½"W x 18¼"D x 19"H  
List: \$349.00

**ARMLESS NESTING CHAIR W/CASTERS, BLACK FRAME**

**SKU: 5474NSBLK** ★  
Overall: 23"W x 20½"D x 35½"H  
Seat: 17½"W x 18¼"D x 19"H  
List: \$319.00

**Julep COLLECTION**  
by OfficeSource®

★ **NEW!**

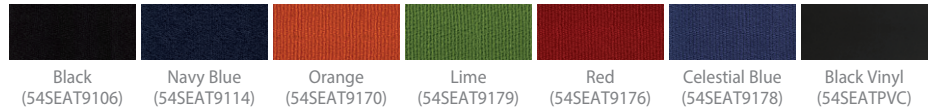


#5474NSBLK  
Pictured w/Black  
Fabric Seat



#5494NSBLK  
Pictured w/Lime  
Fabric Seat

**JULEP - UPHOLSTERIES IN STOCK:**



**Perch - Upholsteries In Stock:**

Black (94SEAT9106), Navy Blue (94SEAT9114), Orange (94SEAT9170), Lime (94SEAT9179), Red (94SEAT9176), Celestial Blue (94SEAT9178) & Black Vinyl (94SEATPVC)

**Triumph COLLECTION**  
by OfficeSource®

**ARMLESS FLEX BACK NESTING CHAIR W/CASTERS & BLACK FRAME**

**SKU: 90094NS**  
Overall: 23⅞"W x 21⅝"D x 33⅛"H  
Seat: 19"W x 16¼"D x 18⅝"H  
List: \$489.00




**NESTING**

**TRIUMPH - UPHOLSTERIES IN STOCK:**



Optional Arms

#90094NS  
Pictured w/Optional  
Arms & Tablet Arm  
Blue Fabric Seat



**FLEX BACK**



#90094NS  
Pictured w/Gray  
Fabric Seat



#90094NS  
Pictured w/Optional  
Arms & Black Fabric Seat



#90094NS  
Pictured w/Red  
Fabric Seat

**CHAIR OPTIONS**  
(For 90094NS)



**PLASTIC ARM RESTS**

**SKU: 90094ABLK**  
(Set of 2)  
List: \$50.00



**TABLET ARM**  
**SKU: 90094TBLK**  
List: \$200.00

★ Gold Stars Indicate Product New for 2019.

**Blow Mold FOLDING CHAIR**  
By OfficeSource®

**Steel FOLDING CHAIRS**  
By OfficeSource®



**PLASTIC FOLDING CHAIR W/GRAY FRAME**  
SKU: FBM03  
List: \$89.00 ea.

**SUPER STRONG HOLDS UP TO 500 LBS!**

#FBM03  
Gray w/Gray Frame



#1601  
Pictured in Gray

**\*ALL STEEL FOLDING CHAIR**  
SKU: 1601  
List: \$60.00 ea.

**Colors In Stock:**  
BLK Black, GRY Gray



#1631  
Pictured in Black Vinyl

**\*STEEL FOLDING CHAIR W/PADDED SEAT & BACK**  
SKU: 1631  
List: \$77.00 ea.

**Colors/Upholsteries In Stock:** BLK Black Vinyl, GRY Gray Vinyl

**\*Please Note:**  
All chairs priced per chair, but sold in increments of 4 only.



**Folding Chairs METAL & UPHOLSTERED**

**VIRCO 10 YEAR WARRANTY**



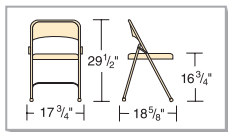
#162  
Silver Mist



#168  
Silver Mist



#188  
Sailor/Silver Mist



**ALL METAL FOLDING CHAIR**  
SKU: SO162  
• Front & rear leg braces  
List: \$108.00 ea.

**VINYL FOLDING CHAIR**  
SKU: SO168  
• Padded seat and back  
List: \$159.00 ea.

**FABRIC FOLDING CHAIR**  
SKU: SO188  
• Extra thick padded seat & back  
List: \$165.00 ea.



**→ CHAIR CARTS**

**STORAGE CART**  
SKU: SOHCT8  
• Holds 42 folding chairs  
100" x 21" x 38"  
List: \$1,271.00

**STORAGE CART**  
SKU: SOHCT6  
• Holds 32 folding chairs  
76" x 21" x 38"  
List: \$1,210.00



#HCT8



**SO = SPECIAL ORDER**

**Please Note:** All chairs priced per chair, but sold 4 per carton.

\* Additional Upholsteries Available.

**COLLABORATIVE ENVIRONMENT**



**WORK ENVIRONMENT**



*Spool* **COLLECTION** by OfficeSource®

**THE ERGONOMIC STOOL FOR ACTIVE SITTING!**

The stable rounded base allows for a wide range of motion to lean, turn and move as needed! Features a backless design to keep user in an ergonomic, upright position which helps to improve posture and strengthens core.

← Pictured here with Standup Standing Desk!

**SPOOL CHAIR**  
SKU: 2626  
15" Dia x 19½"-25¼"H  
Weight: 17.64 lbs  
List: \$409.00

**AVAILABLE IN 4 COLORS!**



**PERCHING**

Interact with colleagues or perch behind a StandUp Desk



Exercise back muscles



Short to medium duration perching



19½" - 25¼"

**SITTING**



Improve Focus



Relax the feet and legs



Medium Duration Seating

**LEFT TO RIGHT MOVEMENT**

**CLASSROOM ENVIRONMENT**



**STANDARD FEATURES**

- Upholstered in waterproof, oil-resistant, anti-staining polyamide/spandex
- Interact with colleagues or perch behind a sit-stand desk
- Exercise back muscles
- Short to medium duration perching
- Concentrated on work
- Relax the legs and feet
- Medium duration for sitting

**SPOOL - UPHOLSTERIES IN STOCK:**



**GRN** Green  
(PER-GRNF202)



**BLU** Blue  
(PER-BLUF210)



**BLK** Black  
(PER-BLKF207)



**GRY** Gray  
(PER-GRYF205)



This product is part of a complete collection.

**CHAIR OPTION**  
(For 7851NS)



**OPTIONAL ADJ. ARM KIT** - Black  
**SKU: 311AK**  
List: \$103.00

**ARMLESS, MESH BACK TASK STOOL W/BLACK UPHOLSTERED SEAT, FOOTRING & TITANIUM STEEL BASE**  
**SKU: 7851NS**

Overall: 25½"W x 25½"D x 42-51¼"H  
Seat: 20½"W x 19½"D x 24-33¼"H  
Fabric or PVC Seat List: \$472.00  
Mesh Seat List: \$534.00  
Leather Seat List: \$549.00

**FUNCTIONS:** Pneumatic Seat Height, 360-Degree Swivel



#7851NS  
w/Blue Seat



#7851NS  
w/Lime Seat



#7851NS  
w/Orange Seat



#7851NS  
w/Red Seat

#7851NS  
w/Black Seat

Pictured with Optional Adjustable Arm Kit

**BUILD YOUR CUSTOM CHAIR BY CHOOSING SEAT BELOW!**

**OFFICESOURCE® COOLMESH SEAT OPTIONS**



**Fabric Seat: Black**  
(7700F9106)



**Fabric Seat: Navy Blue**  
(7700F9114)



**Fabric Seat: Celestial Blue**  
(7700F9178)



**Fabric Seat: Orange**  
(7700F9170)



**Fabric Seat: Lime**  
(7700F9179)



**Fabric Seat: Red**  
(7700F9176)



**Vinyl Seat: Black**  
(7700PVC)



**Leather Seat: Black**  
(7700L)



**Mesh Seat: Black**  
(7700M)



**CoolMesh Pro**  
**COLLECTION**  
by OfficeSource®

**WHEN SELECTING FABRIC SEAT, MUST CHOOSE SEAT COLOR!**

**Seat Height:**  
25 - 33½"H

**MESH BACK TASK STOOL, UPHOLSTERED SEAT & ADJUSTABLE ARMS W/FOOTRING & TITANIUM STEEL BASE**  
**SKU: 8051ANS**

Overall: 25½"W x 25¾"D x 41-49¾"H  
Seat: 20½"W x 19½"D x 25-33½"H  
Fabric or PVC Seat List: \$642.00  
Mesh Seat List: \$704.00  
Leather Seat List: \$719.00

**FUNCTIONS:** Pneumatic Seat Height, 360-Degree Swivel



This product is part of a complete collection.



#8051ANS  
w/Mesh Seat



#8051ANS  
w/Leather Seat

#8051ANS  
w/Black Seat

Pictured with Optional Adjustable Arm Kit



Seat Height:  
25 3/4 - 30 3/4"H



Seat Height:  
26 1/2 - 31 1/2"H

**ARMLESS, MESH TASK CHAIR  
W/BLACK FRAME**

**SKU: 8601SKBLK**

Overall: 24"W x 24"D x 35-39 3/4"H  
Seat: 19 3/4"W x 18"D x 25 3/4-30 3/4"H  
List: \$371.00

**FUNCTIONS:** Pneumatic Seat Height,  
360-Degree Swivel, Back Height  
Adjustment

**ARMLESS, MESH TASK CHAIR  
W/BLACK FRAME**

**SKU: 8602SKBLK**

Overall: 24"W x 24"D x 35-39 3/4"H  
Seat: 19 1/2"W x 19"D x 26 1/2-31 1/2"H  
List: \$411.00

**FUNCTIONS:** Pneumatic Seat Height,  
360-Degree Swivel, Articulating Seat  
& Back, Back Height Adjustment

**HEITZ  
UPHOLSTERY  
IN STOCK:**



Black Fabric Seat  
w/BlackMesh Back  
(PER-5806BLK/PM91)

**CHAIR OPTION**  
(For 8601 & 8602)



**OPTIONAL ADJ.  
ARM KIT - Black**  
**SKU: 301AK**  
List: \$103.00

Torrance **COLLECTION**  
by OfficeSource®

Effort **COLLECTION**  
by OfficeSource®



Seat Height:  
27-35 1/2"H



**BONDED  
LEATHER!**

Seat Height:  
26 1/2 - 31 1/2"H


**MESH BACK TASK STOOL,  
UPHOLSTERED SEAT W/FOOTRING  
& BLACK BASE**

**SKU: 3451A**

Overall: 23 3/4"W x 21"D x 39 1/2-47 1/4"H  
Seat: 18 1/2"W x 20"D x 27-35 1/2"H  
List: \$429.00

**FUNCTIONS:** Pneumatic Seat Height,  
360-Degree Swivel

**TORRANCE  
UPHOLSTERIES IN STOCK:**



**BLK** Black Mesh Back  
w/Black Fabric Seat  
(PER-F58/M17)

**BLU** Blue Mesh Back  
w/Black Fabric Seat  
(PER-F58/M19)

**BLACK LEATHER ARMLESS DELUXE  
POSTURE CHAIR W/FOOTRING &  
BLACK FRAME**

**SKU: 316FR**

Overall: 25"W x 25"D x 44 1/2-49 1/2"H  
Seat: 20"W x 18"D x 26 1/2-31 1/2"H  
List: \$281.00

**FUNCTIONS:** Pneumatic Seat  
Height, 360-Degree Swivel,  
Back Depth Adj.

**EFFORT - UPHOLSTERY  
IN STOCK:**



Black Bonded Leather  
(NOR-LTHRPLUSBLK)

**CHAIR OPTION**  
(For 316FR)



**ARM KIT**  
**SKU: B909JARM**  
Height/Width  
Adjustable - Black  
List: \$90.00

★ **NEW!**

**TASK STOOL W/FOOTRING & CHROME BASE**  
**SKU: 6801FPFR ★**

Overall: 24¾"W x 27"D x 43"-46½"H  
Seat: 19¾"W x 19"D x 26½"-30"H  
List: \$521.00

**FUNCTIONS:** Pneumatic Seat Height, 360-Degree Swivel

**6801FPFR UPHOLSTERY IN STOCK:**



**BLK Black Antimicrobial Vinyl (NOR-FP215AM)**



**ANTIMICROBIAL**

**SEAMLESS CUSHION DESIGN GREAT FOR MEDICAL ENVIRONMENTS!**

*Healthcare Grade Vinyl is treated with an antimicrobial additive that works to repel microbes and prevent odors from becoming lodged in your waiting room furniture. The antimicrobial chemicals are designed to be released over time so that the vinyl will offer a consistent level of protection for the life of the furniture. You won't have to worry about your waiting room furniture becoming more susceptible to microbes over time.*



Seat Height: 26½ -30"H

#6801FPFR

★ **NEW!**

**CHAIR OPTION**  
(For 6801FPFR & 210BLK)

**SOFT CASTER KIT**  
**SKU: NORCASTER**  
★ List: \$39.00



Seat Height: 17¼ -22"H

#210BLK

**BUDGET MEDICAL STOOL W/CHROME BASE**  
**SKU: 210BLK ★**

Overall: 13¼"W x 18½"D x 17¼"-22"H  
Seat: 13¼"W x 13¼"D x 17¼"-22"H  
List: \$119.00

**FUNCTIONS:** Pneumatic Seat Height, 360-Degree Swivel

**210BLK UPHOLSTERY IN STOCK:**



**BLK Black Foaming PU (NOR-PUFOAMBLK)**

★ **Gold Stars Indicate Product New for 2019.**

**345FPBLK & 343FPBLK UPHOLSTERY IN STOCK:**



**BLK Black Antimicrobial Vinyl (NOR-FP215AM)**

**VERTICAL HEIGHT RANGE OF SIX INCHES!**



Seat Height: 20½ -26½"H

#345FPBLK

★ **NEW!**  
UPHOLSTERY



Seat Height: 20½ -26½"H

#343FPBLK

**MEDICAL STOOL (WITH BACKREST) W/POLISHED CHROME BASE**  
**SKU: 345FPBLK**

Overall: 25"Dia x 33½-39½"H  
Seat: 16"Dia x 20½-26½"H  
List: \$270.00

**FUNCTIONS:** Pneumatic Seat Height, 360-Degree Swivel



**ANTIMICROBIAL**

**MEDICAL STOOL W/POLISHED CHROME BASE**  
**SKU: 343FPBLK**

Overall: 25"Dia x 20½-26½"H  
Seat: 16"Dia x 20½-26½"H  
List: \$226.00

**FUNCTIONS:** Pneumatic Seat Height, 360-Degree Swivel

**Sit/Stand STOOL**  
by OfficeSource®



Seat Height: 20½ -30¼"H

#18521BLK

**IDEAL FOR ADJUSTABLE HEIGHT DESKS!**

**SIT/STAND STOOL UPHOLSTERY IN STOCK:**



**BLK Black Air Mesh (QIA-EVOMESH)**

**ADJUSTABLE HEIGHT STOOL W/BLACK BASE**  
**SKU: 18521BLK**

Overall: 22"W x 17½"D x 24½-34½"H  
Seat: 15"W x 16"D x 20½-30¼"H  
List: \$319.00



#2994BLK 

30½"H

**SLEEK  
COLOR  
IN STOCK:**



BLK Black Fabric  
(PER-9106BLK)

**FABRIC GUEST STOOL  
W/ARMS & BLACK FRAME**  
SKU: 2994BLK

Overall: 25½"W x 26¾"D x 44½"H  
Seat: 18½"W x 18¼"D x 30½"H  
List: \$359.00



#3085STOOL

29"H

Rise **STOOL** by OfficeSource®


**POLYURETHANE STOOL  
W/FOOTREST &  
CHROME BASE**  
SKU: 3085STOOL

Overall: 20"W x 23"D x 43½"H  
Seat: 18"W x 17"D x 29"H  
List: \$235.00

**RISE  
COLORS  
IN STOCK:**



Black (A02)



White (A14)



Lt. Blue (A06)



Navy (A12)



#3085DOLLY

**CHAIR DOLLY (BLACK)**  
SKU: 3085DOLLY  
(For 3085STOOL)  
22¾"W x 25"D x 12"H  
List: \$123.00

Bleecker Street **COLLECTION**  
by OfficeSource®

**Innovative and functional designs perfect for the contemporary break room.** Modern bentwood seat chair that follows the shape of the user's back, giving optimal comfort. Heavy-gauge steel bases with footrest on stools.



#ST198  
Pictured in  
Modern Walnut



#ST197  
Pictured in  
Espresso

**BLEEKER - FINISHES IN STOCK:**



WHT White

MW Modern Walnut

ES Espresso




**CAFÉ HEIGHT, HIGH BACK  
WOOD STOOL, HAND HOLE  
IN BACK W/CHROME BASE**  
SKU: ST198

Overall: 17"W x 22½"D x 44¾"H  
Seat: 17"W x 17¼"D x 29½"H  
List: \$379.00

**CAFÉ HEIGHT, LOW BACK  
WOOD STOOL W/CHROME BASE**  
SKU: ST197

Overall: 18"W x 21½"D x 34½"H  
Seat: 16½"W x 18"D x 29½"H  
List: \$379.00



★ **NEW!**

**Hampton COLLECTION**  
by OfficeSource®

**ALL WOOD BAR STOOL**

**SKU: 31103DC** ★

Overall: 17"W x 17"D x 43"H

Seat: 17"W x 16"D x 30"H

List: \$569.00

**HAMPTON FINISH  
IN STOCK:**



DC Dark Cherry  
(HOL-DCWOOD)

**MATCHING GUEST**



See Hospitality Section  
For Details

**CHROME FOOT  
GUARD!**



#31103DC



★ **NEW!**

Extra Deep  
Seat For Added  
Comfort!

**Kipton COLLECTION**  
by OfficeSource®

**VINYL UPHOLSTERED STOOL, TUFTED  
BACK W/ESPRESSO WOOD BASE**

**SKU: 3200ESBLK** ★

**Weight Capacity: 500 lbs.**

Overall Dimensions: 19½"W x 23"D x 44"H

Seat Dimensions: 19"W x 17"D x 30"H

List: \$599.00

**KIPTON  
UPHOLSTERY  
IN STOCK:**



BLK Black High  
Performance Vinyl  
(HOL-HPBLKVYL)



**WEIGHT  
CAPACITY  
500 LBS!**

#3200ESBLK

**SUPPORTS  
500 LBS!**



← **Comfortable foam seat with spring & webbing  
substructure for long lasting support.**



**Loft COLLECTION**  
by OfficeSource®

**LADDER BACK SWIVEL  
BARSTOOL**

**W/BLACK FRAME**

**SKU: 4030BLK**

Overall: 18"W x 19"D x 44"H

Seat: 18"W x 18"D x 30"H

List: \$410.00

**LOFT  
UPHOLSTERY  
IN STOCK:**



BLK Black Vinyl  
(HOL-BLKVYL)

**MATCHING GUEST**



See Hospitality  
Section For Details

#4030BLK



★ Gold Stars Indicate  
Product New for 2019.



**Nature** COLLECTION  
by OfficeSource®



#OD50

**NEW!**

**30"H BACKLESS  
INDOOR/OUTDOOR  
INDUSTRIAL BARSTOOL**  
SKU: OD50

Overall: 18"W x 19½"D x 30"H  
Seat: 14½"W x 14½"D x 30"H  
List: \$159.00

*Please Note: Stool priced per chair, but sold 4 per carton.*



**NATURE  
COLORS  
IN STOCK:**



**BLK** Black  
(HOL-BLKP)



**RED** Red  
(HOL-REDP)



**SIL** Silver  
(HOL-SILP)

**Industrial** COLLECTION by OfficeSource®

**NEW!**

**ONE PIECE  
WELDED FRAMES!**



#910BLK

**COUNTER HEIGHT  
PADDED SEAT CUSHION**



#910WSMC

**BAR HEIGHT  
WOOD SEAT**

15" Dia, distressed wood seat accented by a 2" studded ring



#910WSDC

**COUNTER HEIGHT  
WOOD SEAT**

Steel tube frame/  
solid welds on  
the outside of  
the legs

**PADDED SEAT ADJ. STOOL  
W/CLEARCOAT FRAME**  
SKU: 910BLK

Overall: 18"X 18"D x 25-30"H  
Seat: 15"W x 15"D x 25-30"H  
List: \$529.00

**WOOD SEAT ADJ. STOOL  
W/CLEARCOAT FRAME**  
SKU: 910WS

Overall: 18"X 18"D x 25-30"H  
Seat: 15"W x 15"D x 25-30"H  
List: \$549.00



The locking nut sets the stool to your desired height; 1" Thick, solid steel screw


**INDUSTRIAL  
UPHOLSTERY/  
FINISHES  
IN STOCK:**



**BLK** High Performance Black Vinyl  
(HOL-HPBLKVYL)



**MF** Medium Finish  
(HOL-MEDWOOD)



**DC** Dark Cherry  
(HOL-DCWOOD)



**NEW!**

**Juniper** COLLECTION  
by OfficeSource®

**VINYL STOOL  
W/CHROME BASE**  
SKU: C7C1BLK

Overall: 14½"W x 14½"D x 30"H  
Seat: 14½"W x 14½"D x 30"H  
List: \$229.00

*Please Note: Stool priced per chair, but sold 2 per carton.*

Gold Stars Indicate Product New for 2019.

**JUNIPER  
UPHOLSTERY  
IN STOCK:**



**BLK** Black  
(HOL-BLKVYL)



#C7C1BLK

# Contemporary *DESIGNER STOOLS*

CALL FOR PRICING



## STANDARD FEATURES

- Built with 18-gauge, heavy duty steel legs.
- Will hold up under rugged and intensive usage.
- Choice of heavy-duty steel or hardwood seat
- Seatpan can swivel up to 360° degrees easily
- Adjustable height pole concealed for elegant design
- Features a convenient footrest for comfort

★ **NEW!**

### ADJUSTABLE HEIGHT STOOL W/WOOD SEAT & GRAY OR BLACK BASE

SKU: **QS6800W** ★  
Overall: 14½"W x 14½"D x 18-25"H  
Seat: 13¾"W x 13¾"D x 18-25"H

Designer Stools - Frames Available:  
Frame: Black (-10) Gray (-02)

### ADJUSTABLE HEIGHT STOOL W/STEEL SEAT & GRAY OR BLACK BASE

SKU: **QS6805** (Blueberry) ★  
SKU: **QS6818** (Burgundy) ★  
SKU: **QS6810** (Black) ★  
SKU: **QS6825** (Persian Blue) ★  
Overall: 14½"W x 14½"D x 18-25"H  
Seat: 13¾"W x 13¾"D x 18-25"H

#### SEAT OPTIONS & COLORS:



## Flip N Store *PLASTIC TABLE* ★ **NEW!**

These tables are equipped with dual levers, allowing for easy tabletop folding and nest together for space saving storage. Equipped with four 2" casters (two locking) making them easy to roll, these tables are tested to support up to 700 lbs. and are guaranteed for ten years.



NESTING  
BPFT2460

Finish In Stock:  
Light Speckled Gray Top  
w/Gray Textured Frame

FLIP N STORE  
PLASTIC TABLE  
SKU: **QSBPFT2460** ★  
60"W x 24"D x 29½"H

FLIP N STORE  
PLASTIC TABLE  
SKU: **QSBPFT2472** ★  
72"W x 24"D x 29½"H



## Music *ROOM* ★ **NEW!**

The Melody Music Chair is designed bandpitch style with a seat to back angle of 97°, allowing for maximum breathing capability (tablet arms can be purchased as an additional add-on). Pair them with the Model #82MS Music Stand, a great addition to our music furniture collection.

MELODY STACK CHAIR  
SKU: **QS8210** ★

Overall: 19"W x 21½"D x 33½"H  
Seat: 16½"W x 16½"D x 17½"H

TABLET ARM  
SKU: **QSTA82R** (RIGHT) ★  
SKU: **QSTA82L** (LEFT) ★  
13¾"W x 17"D

#8210 - Color Available: Black  
Polypropylene Plastic Seat/Back  
& Black Powder Coat Frame



#TA82R

#TA82R/L - Color Available:  
Light Gray Plywood Core Surface



#82MS

MUSIC STAND (Black)  
SKU: **QS82MS** ★  
20½"W x 12½"D x 24-46"H

#8210

## 6200 *SERIES STOOLS* ★ **NEW!**



#6218

#6218H10

These fixed height or adjustable stools come in 18"H, 24"H, or 30"H sizes with an optional backrest. The fixed height models feature non-marring polypropylene glides, while the adjustable height stools feature self-leveling steel glides.

### BLACK STOOL W/ROUND HARDBOARD SEAT

MODEL #	DESCRIPTION	W x D x H
<b>QS621810</b> ★	Black Stool - 18"H	14 x 14 x 18
<b>QS622410</b> ★	Black Stool - 24"H	14 x 14 x 24
<b>QS6218H10</b> ★	Black Adjustable Stool	14 x 14 x 19-27
<b>QS6224H10</b> ★	Black Adjustable Stool	14 x 14 x 25-33

### GRAY STOOL W/ROUND HARDBOARD SEAT

MODEL #	DESCRIPTION	W x D x H
<b>QS6218</b> ★	Gray Stool - 18"H	14 x 14 x 18
<b>QS6224</b> ★	Gray Stool - 24"H	14 x 14 x 24
<b>QS6230</b> ★	Gray Stool - 30"H	14 x 14 x 30
<b>QS6218H</b> ★	Gray Adjustable Stool	14 x 14 x 19-27
<b>QS6224H</b> ★	Gray Adjustable Stool	14 x 14 x 25-33
<b>QS6230H</b> ★	Gray Adjustable Stool	14 x 14 x 31-39

Colors Available: Black, Gray

QS = **QUICKSHIP**



Gold Stars Indicate  
Product New for 2019.



**Park COLLECTION**  
by OfficeSource®

The functional surfaces of our steel benches, tables, & receptacles are covered in a copolymer-based thermoplastic powder coating. Thermoplastic is environmentally safe, the coating will never fade, crack, peel, warp, or discolor for the life of the product. Thermoplastic is applied at a thickness of 25-30 mils. Wood Surfaces are treated yellow pine planks.



MODEL #	DESCRIPTION	W x D x H	MOUNT	WEIGHT	LIST PRICE
★ <b>QSB6WBP</b>	6' Standard Expanded Bench w/Back	72 x 24 x 32½	Portable	150 lbs	CALL FOR QUOTE
★ <b>QSB6XPP</b>	6' Standard Expanded Backless Bench	72 x 11½ x 18½	Portable	76 lbs	CALL FOR QUOTE
★ <b>QST46SQP</b>	46" Square Expanded Metal Table	80 x 80 x 29¼	Portable	265 lbs	CALL FOR QUOTE
★ <b>QST6XPP</b>	72" Standard Expanded Picnic Table	72 x 62 x 29½	Portable	210 lbs	CALL FOR QUOTE
★ <b>QST6WTP</b>	72" Wood Picnic Table	72 x 59½ x 27	Portable	225 lbs	CALL FOR QUOTE
★ <b>QS32EXP</b>	32 Gallon Expanded Receptacle	23½" Dia x 28"	Portable	70 lbs	CALL FOR QUOTE

**PARK COLLECTION**  
STEEL COLORS AVAILABLE:



**CUSTOMIZED  
LOGO OR  
WORDS  
CUT INTO  
STEEL OF  
RECEPTACLE!**  
(SEE INSET ABOVE)



★ Gold Stars Indicate Product New for 2019.

**SO = SPECIAL ORDER**  
**QS = QUICKSHIP**

**Hamilton** COLLECTION ★ NEW!  
by OfficeSource®

**PLASTIC 4 LEG STACK CHAIR**

SKU: 6030 ★

- One piece injected shell
- Indoor/Outdoor use
- UV resistant (1-2 years)
- ANSI/BIFMA

Overall: 19¼"W x 22¼"D x 33¼"H

Seat: 19¼"W x 22¼"D x 18"H

List: \$199.00

STACKS  
5 HIGH



#6030  
Red




#6030  
Sky

★ Gold Stars Indicate Product New for 2019.



**HAMILTON - COLORS IN STOCK:**



WHT White  
(PER-A02)



SKY Sky  
(PER-A43)



RED Red  
(PER-A10)



**Nature** COLLECTION ★ NEW!  
by OfficeSource®

**INDOOR/OUTDOOR INDUSTRIAL DINING STACK CHAIR**

SKU: OD48 ★

Overall: 16½"W x 16½"D x 30"H

Seat: 12¼"W x 12¼"D x 18"H

List: \$179.00



STACKS  
6 HIGH



**Please Note:**  
Chair priced per chair, but sold 4 per carton.



#OD48  
Red



#OD48  
Silver



#OD48  
Black

**NATURE - COLORS IN STOCK:**



BLK Black  
(HOL-BLKP)



RED Red  
(HOL-REDP)



SIL Silver  
(HOL-SILP)

**Hahn** COLLECTION  
by OfficeSource®



#49358


**MID BACK, SWIVEL CHAIR  
W/CHROME BASE**  
**SKU: 49358**  
Overall: 25"W x 24"D x 30½-34¼"H  
Seat: 25"W x 23"D x 19-22¾"H  
List: \$529.00

**FUNCTIONS:** Pneumatic Seat Height,  
360-Degree Swivel, Tilt-Tension

**UPHOLSTERED SWIVEL CHAIR  
W/CHROME BASE**  
**SKU: 416GYL**  
Overall: 27"W x 28"D x 30-33"H  
Seat: 17"W x 19"D x 19-22"H  
List: \$449.00

**FUNCTIONS:** Pneumatic Seat Height,  
360-Degree Swivel

**HAHN  
UPHOLSTERY  
IN STOCK:**



**BLK** Black  
Bonded Leather  
(TRU-BLK)

**FAIRFIELD  
UPHOLSTERY  
IN STOCK:**



**GYL** Gray Linen  
(NOR-BL0271)

**Fairfield** COLLECTION  
by OfficeSource®



#416GYL

**SEAMLESS  
CUSHION DESIGN!**

**Task Force**  
COLLECTION  
by OfficeSource®



#6801FPBLK



**ANTIMICROBIAL**

**NEW!**

**MID BACK TASK CHAIR  
W/CHROME BASE**  
**SKU: 6801FPBLK**   
Overall: 24¾"W x 27"D x 36¾-40¼"H  
Seat: 19¾"W x 19"D x 18½-22"H  
List: \$449.00

**FUNCTIONS:** Pneumatic Seat Height,  
360-Degree Swivel

**UPHOLSTERED SWIVEL CHAIR  
W/CHROME BASE**  
**SKU: 49457**  
Overall: 24½"W x 26"D x 33-36"H  
Seat: 17½"W x 19¾"D x 18¾-21¾"H  
List: \$559.00

**FUNCTIONS:** Pneumatic Seat Height,  
360-Degree Swivel

**TASK FORCE  
UPHOLSTERY  
IN STOCK:**



**BLK** Black  
Antimicrobial Vinyl  
(NOR-FP215AM)

**MERAX  
UPHOLSTERY  
IN STOCK:**



**GRY** Gray Linen  
(TRU-7276)

**Merax** COLLECTION  
by OfficeSource®



#49457

*Healthcare Grade Vinyl is treated with an antimicrobial additive that works to repel microbes and prevent odors from becoming lodged in your waiting room furniture. The antimicrobial chemicals are designed to be released over time so that the vinyl will offer a consistent level of protection for the life of the furniture. You won't have to worry about your waiting room furniture becoming more susceptible to microbes over time.*

**CHAIR OPTION**  
(For 6801FPBLK)  
**SOFT CASTER KIT**  
**SKU: NORCASTER**  
List: \$39.00

**Gold Stars Indicate  
Product New for 2019.**

**Adventure COLLECTION**  
by OfficeSource®



#5045ONX

**EXECUTIVE MID BACK  
W/BLACK FRAME  
SKU: 5045ONX**

Overall: 25"W x 25½"D x 37-41"H  
Seat: 19½"W x 19"D x 17½-21"H  
List: \$299.00


**FUNCTIONS:** Pneumatic Seat Height,  
360-Degree Swivel, Swivel/Tilt Control,  
Tilt Lock, Tilt-Tension

**BLACK LEATHER ARMLESS DELUXE  
POSTURE CHAIR W/BLACK FRAME  
SKU: 316BLK**

Overall: 25"W x 25"D x 35-40"H  
Seat: 17½"W x 16½"D x 18½-23½"H  
List: \$209.00


**FUNCTIONS:** Pneumatic Seat Height,  
360-Degree Swivel, Back Depth Adjustment

**ADVENTURE  
UPHOLSTERY  
IN STOCK:**



ONX Onyx  
(NOR-BL0084)

**EFFORT  
UPHOLSTERY  
IN STOCK:**



BLK Black  
Bonded Leather  
(NOR-LTHRPLUSBLK)

**Effort COLLECTION**  
by OfficeSource®

**CHAIR OPTION  
(For 316BLK)**



Black

**ADJ. ARM KIT  
SKU: B909JARM  
List: \$90.00 (Set)**



#316BLK



#8456ASBLK



**8456ASBLK  
UPHOLSTERY  
IN STOCK:**



BLK Black  
(PER-9106BLK)

**Advanced  
COLLECTION**  
by OfficeSource®

**HIGH BACK TASK CHAIR  
W/ADJ. ARMS & BLACK FRAME  
SKU: 8456ASBLK**

Overall: 27¼"W x 25½"D x 41-44½"H  
Seat: 21"W x 19"D x 18-22"H  
List: \$649.00

**FUNCTIONS:** Pneumatic Seat Height,  
360-Degree Swivel, Tilt-Lock, Tilt-Tension,  
Back Lock, Adjustable Seat & Back, Back  
Height Adjustment, High Performance  
Control, Forward Seat Tilt, Sliding Seat,  
Height/Width Adjustable Arms

**MULTI-FUNCTION TASK CHAIR  
W/ADJUSTABLE ARMS &  
BLACK FRAME  
SKU: D2001ONX**

Overall: 27"W x 27"D x 35½-42"H  
Seat: 21"W x 18½"D x 17½-21½"H  
List: \$499.00

**FUNCTIONS:** Pneumatic Seat Height,  
360-Degree Swivel, Tilt-Tension,  
Articulating Seat & Back, Adjustable  
Seat & Back, Back Height Adjustment,  
Height-Adjustable Arms



#D2001ONX

**D2001ONX  
UPHOLSTERY  
IN STOCK:**



ONX Onyx  
(NOR-BL0084)



Spring Coiled Seat

Remark **COLLECTION**  
by OfficeSource®



★ **NEW!**

#20621  
Gray Mesh/Black Base

**MARIC ALL MESH TASK CHAIR  
W/BLACK OR WHITE FRAME**  
**SKU: 20621** ★  
Overall: 23¾"W x 26½"D x 37-41"H  
Seat: 20"W x 17½"D x 16-20"H  
List: \$799.00

**FUNCTIONS:** Swivel/Tilt Control, Pneumatic Seat Height, 360 Degree Swivel

**ALUMINUM BASE OPTION**  
**SKU: 44BASE** ★  
List: \$139.00

**REMARK  
UPHOLSTERIES IN STOCK:**



★ **Gold Stars Indicate  
Product New for 2019.**



**CHAIR BACK**



#20621  
Light Blue Mesh/  
White Base

Torrance **COLLECTION** by OfficeSource®

Crossway **COLLECTION**  
by OfficeSource®



RECOMMENDED  
**TOP  
SELLER!**  
RECOMMENDED

#3421A  
Blue Mesh Back

**MESH BACK TASK CHAIR  
W/ARMS & BLACK FRAME**  
**SKU: 3421A**  
Overall: 24½"W x 21"D x 34¼-38¼"H  
Seat: 18½"W x 20"D x 18½-22½"H  
List: \$299.00

**FUNCTIONS:** Pneumatic Seat Height, 360-Degree Swivel, Tilt Lock, Tilt-Tension

**THREE BACK MESH COLORS  
TO CHOOSE FROM!**

**MESH BACK TASK CHAIR  
W/BLACK BASE**  
**SKU: 610BLK** ★  
Overall: 25"W x 26½"D x 36½-40"H  
Seat: 19"W x 17½"D x 18-21½"H  
List: \$229.00

**FUNCTIONS:** Pneumatic Seat Height, 360-Degree Swivel, Tilt-Tension

**TORRANCE COLLECTION  
UPHOLSTERIES IN STOCK:**



**CROSSWAY  
UPHOLSTERY  
IN STOCK:**




★ **NEW!**

#610BLK



**★ NEW!**

Optional Headrest



CHAIR BACK

**MID BACK ALL MESH TASK CHAIR W/CHROME BASE**  
SKU: 90511ALBLK ★

Overall: 30¾"W x 24½"D x 40¾-45½"H  
Seat: 20¾"W x 19¾"D x 18½-23¼"H  
List: \$699.00

**FUNCTIONS:** Pneumatic Seat Height, 360 Degree Swivel, Swivel/Tilt Control, Tilt Lock, Adjustable Lumbar, Height Adjustable Arms

**MID BACK MESH TASK CHAIR W/FABRIC SEAT & BLACK BASE**  
SKU: 90501BLK ★

Overall: 30"W x 24½"D x 40¾-45½"H  
Seat: 20¾"W x 19¾"D x 18½-23¼"H  
List: \$529.00

**FUNCTIONS:** Pneumatic Seat Height, 360 Degree Swivel, Synchronous Control, Tilt Lock, Adjustable Lumbar, Height Adjustable Arms

#90511ALBLK  
+ #905HR

★ Gold Stars Indicate Product New for 2019.

**Viking**  
**COLLECTION**  
by OfficeSource®



#90501BLK



#90511ALBLK

**CHAIR OPTION**  
(For 90511AL & 90501)



**HEADREST (BLACK)**  
★ SKU: 905HR  
List: \$50.00

**VIKING**  
**UPHOLSTERIES IN STOCK:**



Black Mesh  
(PER-M5)



Black Mesh w/Black  
Fabric Seat  
(PER-F2628)

**Engage**  
**COLLECTION**  
by OfficeSource®



Optional Headrest



CHAIR BACK



CHAIR SIDE

**MESH, MID BACK TASK CHAIR W/CHROME FRAME**  
SKU: 18921

Overall: 25"W x 23⅝"D x 40⅞-43⅞"H  
Seat: 20"W x 24½"D x 19⅞-23½"H  
List: \$719.00

**FUNCTIONS:** Pneumatic Seat Height, 360-Degree Swivel, Synchronous Control, Sliding Seat, Height/Width Adjustable Arms

**CHAIR OPTION**  
(For 18921)




**HEADREST (BLACK)**  
SKU: 18921HR  
(BLK or GRN)  
List: \$60.00

**ENGAGE**  
**UPHOLSTERIES**  
**IN STOCK:**



BLK Black  
(QIA-EVOBLK)



GRN Green  
(QIA-EVOGRN)

#18921

**Serene**  
**COLLECTION**  
by OfficeSource™



#S13MBVSBLK



FLIP ARM



**SERENE**  
**UPHOLSTERY IN STOCK:**



BLK Black  
(ANJ-SM001)

**FLIP ARM MESH BACK TASK CHAIR W/BLACK FRAME**  
SKU: S13MBVSBLK


Overall: 25½"W x 26¼"D x 37-41"H  
Seat: 20½"W x 20"D x 17¼-21¼"H  
List: \$309.00

**FUNCTIONS:** Pneumatic Seat Height, 360-Degree Swivel, Tilt Lock, Cantilever Arms

**Costa** COLLECTION  
by OfficeSource®



#C12MBFSBLK



CHAIR BACK

**TASK CHAIR W/BLACK FRAME**  
**SKU: C12MBFSBLK**

Overall: 25½"W x 25¼"D x 39¾-43"H  
Seat: 20½"W x 20½"D x 18½-21¾"H  
List: \$399.00

**FUNCTIONS:** Pneumatic Seat Height, 360-Degree Swivel, Swivel/Tilt Control, Tilt Lock, Tilt-Tension, Knee Tilt Control, Height Adjustable Arms

**FLIP ARM MESH BACK TASK CHAIR W/BLACK FRAME** ★

**SKU: 678BLK**  
Overall: 27"W x 27"D x 41-44"H  
Seat: 20"W x 20½"D x 18-21"H  
List: \$369.00

**FUNCTIONS:** Pneumatic Seat Height Adjustment, 360 Degree Swivel, Infinite Tilt Lock, Tilt Tension, Flip Arms

**COSTA UPHOLSTERY IN STOCK:**



BLK Black (ANJ-M001)

**PENNINGTON UPHOLSTERY IN STOCK:**



BLK Black Mesh Back w/Black Fabric Seat (NOR-MESHBK)

**Pennington** COLLECTION  
by OfficeSource®



#678BLK



FLIP ARM

★ **NEW!**

4" Thick Seat Cushion

★ Gold Stars Indicate Product New for 2019.

**Plexus** COLLECTION  
by OfficeSource®



#P14MBFSBLK



FLIP ARM

Mesh Seat

**FLIP ARM ALL MESH TASK CHAIR W/BLACK FRAME**  
**SKU: P14MBFSBLK**

Overall: 25½"W x 27"D x 36½-40½"H  
Seat: 19¼"W x 19¾"D x 18½-22"H  
List: \$409.00

**FUNCTIONS:** Pneumatic Seat Height, 360-Degree Swivel, Tilt Lock, Tilt-Tension

**MESH BACK TASK CHAIR W/ARMS & BLACK BASE**  
**SKU: P11MBFSBLK**

Overall: 25"W x 24½"D x 37-41"H  
Seat: 20½"W x 20"D x 18-22"H  
List: \$279.00

**FUNCTIONS:** Pneumatic Seat Height, 360-Degree Swivel, Tilt Lock, Tilt-Tension

**P14MBFSBLK UPHOLSTERY IN STOCK:**



BLK Black Mesh Seat & Back (ANJ-TMB001)

**P11MBFSBLK UPHOLSTERY IN STOCK:**



BLK Black Mesh Back w/Black Fabric Seat (ANJ-SMB001)



#P11MBFSBLK



CHAIR BACK

## Luna COLLECTION by OfficeSource®



#88222AGRY

### MID BACK MESH CHAIR WITH TWO-TONE FRAME & ALUMINUM BASE SKU: 88222AGRY

Overall: 27<sup>9</sup>/<sub>16</sub>"W x 24"D x 46<sup>7</sup>/<sub>8</sub>-51<sup>3</sup>/<sub>2</sub>"H  
Seat: 17<sup>3</sup>/<sub>4</sub>-20"W x 16<sup>1</sup>/<sub>8</sub>-18<sup>1</sup>/<sub>8</sub>"D x 18<sup>1</sup>/<sub>2</sub>-20<sup>1</sup>/<sub>2</sub>"H  
List: \$999.00

**FUNCTIONS:** Pneumatic Seat Height, 360-Degree Swivel, Tilt Lock, Tilt Tension, Synchronous Control, Lumbar Adjustment, Height Adjustable Arms

#### 8822AGRY - UPHOLSTERY IN STOCK:

Gray Mesh Back (PER-M60)  
w/Black Fabric Seat (PER-F58)

#### STANDARD FEATURES

- Synchronized back & seat with five back positions
- Larger backrest angles for max reclining
- High density foam
- Consistent lumbar support follows your waist all times
- 3D Armrest with functions: height and pivot adjustments



**CONSISTENT  
LUMBAR  
SUPPORT  
FOLLOWS  
YOUR WAIST  
ALL TIMES!**

CHAIR  
BACK

#### LUNA UPHOLSTERY IN STOCK:




Gray Mesh Back (PER-M60)  
w/Black Fabric Seat (PER-F58)



Height  
& Pivot  
Adjustments




#12221 

Burgundy Seat (PRI1803)



CHAIR BACK



CHAIR SIDE

## Prius COLLECTION by OfficeSource®

### MESH, DELUXE TASK CHAIR W/BLACK FRAME

SKU: 12221  
Overall: 26"W x 25<sup>5</sup>/<sub>8</sub>"D x 42<sup>3</sup>/<sub>4</sub>-45<sup>1</sup>/<sub>2</sub>"H  
Seat: 21"W x 19<sup>5</sup>/<sub>8</sub>"D x 19-21<sup>7</sup>/<sub>8</sub>"H  
List: \$739.00

#### PRIUS - UPHOLSTERIES IN STOCK:

-  Burgundy (PRI1803)
-  Purple (PRI1806)
-  Blue (PRI1802)
-  Orange (PRI1807)
-  Black (PRI1801)
-  Charcoal (PRI1804)
-  Silver (PRI1805)



Purple Seat (PRI1806)

Blue Seat (PRI1802)

Orange Seat (PRI1807)

Black Seat (PRI1801)

Charcoal Seat (PRI1804)

Silver Seat (PRI1805)

**FUNCTIONS:** 360-Degree Swivel, Tilt Lock, Tilt-Tension, Back Lock, Synchronous Control, High Performance Control, Lumbar Adjustment, Sliding Seat, Height/Width Adjustable Arms



## Cade COLLECTION by OfficeSource®

**IMPROVED DESIGN!**  
**DEEPER SEAT & NEW LARGER ARMS**

Modern features of breathable mesh back and ergonomic functions will enhance your office aesthetics at an affordable price.



#44021ANS  
Blue Seat

**BLACK MESH BACK**



### EXECUTIVE MESH BACK CHAIR W/BLACK FRAME SKU: 44021ANS

Overall: 24"W x 22½"D x 38-43"H  
Seat: 19½"W x 19"D x 18-23"H  
List: \$414.00

**FUNCTIONS:** Pneumatic Seat Height, 360-Degree Swivel, Swivel/Tilt Control, Tilt Lock, Tilt-Tension, Height Adjustable Arms

#### CADE UPHOLSTERIES IN STOCK:

<b>BLK</b> Black Seat (PER-21SEATBLKF58)	<b>BLU</b> Blue Seat (PER-21SEATBLUF56)
<b>RED</b> Red Seat (PER-21SEATREDF66)	<b>GRY</b> Gray Seat (PER-21SEATGRYF55)



#44021ANS  
Red Seat



#44021ANS  
Gray Seat




#44021ANS  
Black Seat

## Artesa COLLECTION by OfficeSource®



#11501

**WHITE MESH BACK**



**CHAIR BACK**

### MESH, BASIC TASK CHAIR W/PAINTED NYLON BASE & ARMS SKU: 11501

Overall: 25¾"W x 23½"D x 36⅞-40¾"H  
Seat: 20"W x 19⅝"D x 17¾-21⅝"H  
List: \$379.00

**FUNCTIONS:** Pneumatic Seat Height, 360-Degree Swivel, Swivel/Tilt Control, Tilt Lock, Tilt-Tension, Lumbar Adjustment, Height Adjustable Arms

### MESH, 3-PADDLE TASK CHAIR W/PAINTED NYLON BASE & ARMS SKU: 11503

Overall: 25¾"W x 23⅝"D x 36¼-40⅞"H  
Seat: 20"W x 17⅝"D x 17⅞-21¼"H  
List: \$499.00

**FUNCTIONS:** Pneumatic Seat Height, 360-Degree Swivel, Swivel/Tilt Control, Tilt Lock, Tilt-Tension, Back Lock, Adjustable Seat & Back, Back Height Adjustment, Lumbar Adjustment, Height Adjustable Arms



#11503

#### ARTESA UPHOLSTERY IN STOCK:



**BLK** Black Airmesh Seat  
(QIA-EVOMESH)

# CoolMesh Pro COLLECTION

by OfficeSource®



**In Stock Ready to Ship!**  
**OVER 50 COMBINATIONS!**

**1 CHOOSE CHAIR STYLE - 4 TO CHOOSE FROM**

- (A) Multi-Function High Back
- (B) Synchro High Back
- (C) Multi-Function Mid Back
- (D) Swivel/Tilt High Back

**2 CHOOSE CHAIR SEAT - 9 TO CHOOSE FROM**

Leather Seat or Vinyl, Mesh Seat, Black, Blue, Orange, Lime, Red or Celestial Blue Fabric Seat.

**3 TURN 8014ASNS, 8054ASNS OR 8011ANS INTO AN "EXECUTIVE" CHAIR BY ADDING OPTIONAL HEADREST - (List \$62.00)**

**4 CHAIRS ARE STANDARD WITH BLACK BASE. ADD MORE DESIGN APPEAL BY ADDING OPTIONAL ALUMINUM BASE - (List \$143.00)**

**ERGONOMICALLY DESIGNED BLACK MESH BACK PROVIDES CONSTANT FIRMNESS AND HUGS THE NATURAL CURVE OF THE BACK.**

**HEADREST OPTION**  
(For 8014ASNS, 8011ANS & 8054ASNS)



**HEADREST (BLACK)**  
SKU: 7000HR  
List: \$62.00

**WHEN SELECTING FABRIC SEAT, MUST CHOOSE SEAT COLOR!**




#8014ASNS   
Pictured w/Black Fabric Seat




**BUILD YOUR CUSTOM CHAIR BY CHOOSING SEAT BELOW!**  
**OFFICESOURCE® COOLMESH SEAT OPTIONS**



**BASE OPTIONS**



**OPTIONAL ALUMINUM BASE**  
SKU: ABASET  
List: \$143.00



**SOFT DUAL WHEEL CASTERS**  
SKU: CASTERSPU  
List: \$40.00

# CoolMesh Pro *COLLECTION* by OfficeSource®



← Ratchet Back

**COOLMESH PRO MULTI-FUNCTION, HIGH BACK W/BLACK BASE & ADJ. ARMS**  
**SKU: 8014ASNS**

Overall: 27½"W x 26¾"D x 40½"-44½"H  
Seat: 20½"W x 19½"D x 19¾"-22¾"H  
w/Fabric or PVC Seat List: \$712.00  
w/Mesh Seat List: \$774.00  
w/Leather Seat List: \$789.00

**FUNCTIONS:** Pneumatic Seat Height, 360-Degree Swivel, Tilt Lock, Tilt-Tension, Back Lock, Adjustable Seat/Back, High Performance Control, Back Angle Adjustment, Lumbar Support, Ratchet Back, Forward Seat Tilt, Sliding Seat, Height/Width Adjustable Arms

#8014ASNS Pictured w/Fabric Seat



← Ratchet Back

**MULTI-FUNCTION, MID BACK W/STANDARD BLACK BASE, BLACK MESH BACK AND ADJ. ARMS**  
**SKU: 8054ASNS**

Overall: 27½"W x 26¾"D x 37¼"-44¼"H  
Seat: 20½"W x 19½"D x 19¾"-22¾"H  
w/Fabric or PVC Seat List: \$642.00  
w/Mesh Seat List: \$704.00  
w/Leather Seat List: \$719.00

**FUNCTIONS:** Pneumatic Seat Height, 360-Degree Swivel, Tilt Lock, Tilt-Tension, Back Lock, Back Height Adjustment, Back Angle Adjustment, Ratchet Back, Sliding Seat, Height/Width Adjustable Arms

#8054ASNS Pictured w/Fabric Seat



Celestial Blue    Lime Green    Orange

**WHEN SELECTING FABRIC SEAT, MUST CHOOSE SEAT COLOR!**



Celestial Blue    Lime Green    Red



← Ratchet Back

**MESH BACK TASK CHAIR W/STANDARD BLACK BASE, BLACK MESH BACK AND ADJ. ARMS**  
**SKU: 8011ANS**

Overall: 25½"W x 25¾"D x 37¾"-41"H  
Seat: 20½"W x 19½"D x 18½"-22"H  
w/Fabric or PVC Seat List: \$532.00  
w/Mesh Seat List: \$594.00  
w/Leather Seat List: \$609.00

**FUNCTIONS:** Pneumatic Seat Height, 360-Degree Swivel, Swivel/Tilt Control, Tilt Lock, Tilt-Tension, Ratchet Back, Height Adjustable Arms

#8011ANS Pictured w/Fabric Seat

**Upholsteries In Stock:**  
Black (7700F9106), Navy Blue (7700F9114), Orange (7700F9170), Lime (7700F9179), Red (7700F9176), Celestial Blue (7700F9178), 7700PVC (Vinyl), 7700M (Mesh), 7700L (Leather)

**SEATS IN STOCK! ALSO, OPTIONAL HEADREST, BASE & CASTERS**



This product is part of a complete collection.



Leather Seat

Mesh Seat

# CoolMesh COLLECTION

by OfficeSource®



**In Stock Ready to Ship!**  
**OVER 50 COMBINATIONS!**

**1 CHOOSE CHAIR STYLE - 5 TO CHOOSE FROM**

- (A) Multi-Function High Back - (7704ASNS)
- (B) Synchro High Back - (7701ASNS)
- (C) Multi-Function Mid Back - (7754ASNS)
- (D) Swivel/Tilt High Back - (7721ANS)

**2 CHOOSE CHAIR SEAT - 9 TO CHOOSE FROM**

Leather or Vinyl Seat, Mesh Seat, Black, Blue, Orange, Lime, Red or Celestial Blue Fabric Seat.

**3 TURN 7704ASNS, 7721ANS, 7701ASNS INTO AN "EXECUTIVE" CHAIR BY ADDING OPTIONAL HEADREST - (List \$62.00)**

**4 CHAIRS ARE STANDARD WITH BLACK BASE. ADD MORE DESIGN APPEAL BY ADDING OPTIONAL ALUMINUM BASE - (List \$143.00)**

**COOLMESH MULTI-FUNCTION, HIGH BACK W/SEAT SLIDER, STANDARD BLACK BASE, BLACK MESH BACK & ADJ. ARMS**  
**SKU: 7704ASNS**

Overall: 25½"W x 26"D x 40½-44"H  
Seat: 20½"W x 19½"D x 17½-21"H  
w/Fabric or PVC Seat List: \$662.00  
w/Mesh Seat List: \$724.00  
w/Leather Seat List: \$739.00

**Functions:** Pneumatic Seat Height, 360-Degree Swivel, Swivel/Tilt Control, Tilt Lock, Tilt-Tension, Back Lock, Adjustable Seat & Back, High Performance Control, Forward Seat Tilt, Seat Slider, Height/Width Adjustable Arms



Ergonomically designed black mesh back provides constant firmness and hugs the natural curve of the back

Height and width adjustable arms featuring 'ever-soft' padding



**HEADREST OPTION**

(For 7704ASNS, 7701ANS & 7721ANS)



**HEADREST (BLACK)**  
**SKU: 7000HR**  
List: \$62.00



**WHEN SELECTING FABRIC SEAT, MUST CHOOSE SEAT COLOR!**

**BUILD YOUR CUSTOM CHAIR BY CHOOSING SEAT BELOW!**

**OFFICESOURCE® COOLMESH SEAT OPTIONS**



**BASE OPTIONS**



**OPTIONAL ALUMINUM BASE**  
**SKU: ABASET**  
List: \$143.00



**SOFT DUAL WHEEL CASTERS**  
**SKU: CASTERSPU**  
List: \$40.00

## CoolMesh COLLECTION by OfficeSource®



★ **NEW!**



**NEW!**  
SEAT SLIDER

#7701ASNS Pictured w/Navy Blue Fabric Seat

**CoolMesh Collection - Upholsteries In Stock:**  
Black (7700F9106), Navy Blue (7700F9114), Orange (7700F9170), Lime (7700F9179), Red (7700F9176), Celestial Blue (7700F9178), 7700PVC (Vinyl), 7700M (Mesh), 7700L (Leather)

### COOLMESH SYNCHRO, HIGH BACK W/SEAT SLIDER & BLACK FRAME SKU: 7701ASNS

Overall: 25½"W x 24"D x 40-44"H  
Seat: 21"W x 19"D x 18-22"H  
w/Fabric or PVC Seat List: \$602.00  
w/Mesh Seat List: \$664.00  
w/Leather Seat List: \$679.00

**FUNCTIONS:** Pneumatic Seat Height, 360-Degree Swivel, Swivel/Tilt Control, Synchronous Control, Tilt Lock, Seat Slider, Tilt-Tension, Height/Width Adjustable Arms



#7701ASNS Pictured w/Leather Seat



Orange

Lime Green

Black

Celestial Blue

**BE SURE TO CHECK OUT SEAT & BASE  
OPTIONS ON PREVIOUS PAGE!**



#7754ASNS Pictured w/Leather Seat

### COOLMESH MULTI-FUNCTION, MID BACK W/SEAT SLIDER & BLACK FRAME SKU: 7754ASNS

Overall: 26½"W x 27¼"D x 36-39"H  
Seat: 20½"W x 19½"D x 18-22"H  
w/Fabric or PVC Seat List: \$602.00  
w/Mesh Seat List: \$664.00  
w/Leather Seat List: \$679.00

**FUNCTIONS:** Pneumatic Seat Height, 360-Degree Swivel, Tilt Lock, Tilt-Tension, Back Lock, Adjustable Seat/Back, Back Height Adjustment, High Performance Control, Forward Seat Tilt, Sliding Seat, Height/Width Adjustable Arms



Celestial Blue

Black



#7754ASNS Pictured w/Mesh Seat

**WHEN SELECTING FABRIC SEAT,  
MUST CHOOSE SEAT COLOR!**

★ Gold Stars Indicate  
Product New for 2019.



## CoolMesh COLLECTION

by OfficeSource®



**COOLMESH SWIVEL TILT, HIGH BACK  
W/BLACK FRAME**  
**SKU: 7721ANS**

Overall: 26¾"W x 25¼"D x 41½-44¾"H  
Seat: 20½"W x 19½"D x 17¾-21¼"H  
w/Fabric or PVC Seat List: \$532.00  
w/Mesh Seat List: \$594.00  
w/Leather Seat List: \$609.00

**FUNCTIONS:** Pneumatic Seat Height,  
360-Degree Swivel, Tilt Lock, Tilt-Tension,  
Height/Width Adj. Arms



This product is part of  
a complete collection.



#7721ANS Pictured w/Mesh Seat



Leather

Orange

Lime

Red

#7721ANS Pictured w/Fabric Seat

**BASE OPTIONS**  
(For 7721ANS & 7621ANS)



**OPTIONAL  
ALUMINUM BASE**  
**SKU: ABASET**  
List: \$143.00



**SOFT DUAL WHEEL  
CASTERS**  
**SKU: CASTERSPU**  
List: \$40.00

**CoolMesh & CoolMesh Basic Collection - Upholsteries In Stock:**

Black (7700F9106), Navy Blue (7700F9114), Orange (7700F9170), Lime (7700F9179), Red (7700F9176),  
Celestial Blue (7700F9178), 7700PVC (Vinyl), 7700M (Mesh), 7700L (Leather)



## CoolMesh Basic COLLECTION

by OfficeSource®



← Ratchet Back

**COOLMESH BASIC TASK CHAIR  
W/ARMS & BLACK FRAME**  
**SKU: 7621ANS**

Overall: 26½"W x 25¼"D x 36-40"H  
Seat: 20½"W x 19½"D x 18-21¾"H  
w/Fabric or PVC Seat List: \$452.00  
w/Mesh Seat List: \$514.00  
w/Leather Seat List: \$529.00

**FUNCTIONS:** Pneumatic Seat Height,  
360-Degree Swivel, Tilt Lock, Tilt-Tension,  
Back Height Adjustment, Ratchet Back,  
Height/Width Adjustable Arms



#7621ANS Pictured w/Leather Seat




#7621ANS Pictured w/Mesh Seat

#7621ANS Pictured w/Fabric Seat

**WHEN SELECTING FABRIC SEAT,  
MUST CHOOSE SEAT COLOR!**



# Spice COLLECTION by OfficeSource®



### MID BACK CHAIR, MESH BACK, BLACK UPHOLSTERED SEAT W/BLACK FRAME

**SKU: 7854ANS** ★  
Overall: 26½"W x 25"D x 36¾-40¼"H  
Seat: 20½"W x 19½"D x 20-25"H  
Fabric/PVC List: \$482.00  
Mesh List: \$544.00  
Leather List: \$559.00

**FUNCTIONS:** Pneumatic Seat Height, 360-Degree Swivel, Tilt Lock, Tilt-Tension, Height/Width Adjustable Arms

**Spice Collection - Upholsteries In Stock:** Black (7700F9106), Navy Blue (7700F9114), Orange (7700F9170), Lime (7700F9179), Red (7700F9176), Celestial Blue (7700F9178), 7700PVC (Vinyl), 7700M (Mesh), 7700L (Leather)

★ **NEW!**

### MESH BASIC TASK CHAIR W/ARMS & BLACK FRAME

**SKU: 7621AABLK**  
Overall: 26½"W x 25¼"D x 36-40"H  
Seat: 20½"W x 19½"D x 18-21¾"H  
List: \$419.00

**FUNCTIONS:** Pneumatic Seat Height, 360-Degree Swivel, Tilt Lock, Tilt-Tension, Back Height Adjustment, Height/Width Adjustable Arms

#7854ANS w/Fabric Seat

★ Gold Stars Indicate Product New for 2019.

# Crusader COLLECTION by OfficeSource®



Ratchet Back

**CRUSADER UPHOLSTERY IN STOCK:**

BLK Black Fabric Seat w/Black Mesh Back (PER-5806BLK)

#7621AABLK

# Heitz COLLECTION by OfficeSource®



### ARMLESS, MESH TASK CHAIR W/BLACK FRAME

**SKU: 8601BLK**  
Overall: 24"W x 24"D x 35-40"H  
Seat: 19¾"W x 18"D x 17-22"H  
List: \$289.00

**FUNCTIONS:** Pneumatic Seat Height, 360-Degree Swivel, Back Height Adjustment

### ARMLESS, MESH TASK CHAIR W/BLACK FRAME

**SKU: 8602BLK**  
Overall: 24"W x 24"D x 35-40"H  
Seat: 19¾"W x 18½"D x 18½-23½"H  
List: \$329.00

**FUNCTIONS:** Pneumatic Seat Height, 360-Degree Swivel, Tilt Lock, Back Lock, Adjustable Seat & Back, Back Height Adjustment

**HEITZ UPHOLSTERY IN STOCK:**

BLK Black Fabric Seat w/Black Mesh Back (PER-5806BLK)

#8601BLK

### CHAIR OPTION (For 8601 & 8602)

Black



### ADJ. ARM KIT

**SKU: 301AK**  
List: \$103.00 (Set)



#8602BLK Pictured w/301AK

# Vault SERIES



\*Pictured in Black T01 Fabric w/Aqua Mesh Back

## Vault MID BACK CHAIR W/BLACK FRAME

SKU: **QS1460K2**

- Enhanced knee-tilt
- 2-Way adj. arm, ratchet height adjustment w/fixed arm pad (A40)

Overall: 24½-26"W x 25"D x 39½-46½"H

Seat: 20"W x 16-1½"D x 17½-22"H

List: \$675.00 (Grade T01)

## Vault MID BACK CHAIR W/BLACK FRAME

SKU: **QS1460Y1**

- Simple synchro
- Black, 2 way height adj. Arms (A8B)

Overall: 24½-26"W x 25"D x 39½-46½"H

Seat: 20"W x 16-18½"D x 17½-22"H

List: \$560.00 (Grade T01)

## Vault MID BACK CHAIR W/BLACK FRAME

SKU: **QS1460Y3 (Not Pictured)**

- Full synchro
- Black, 2 way height adj. Arms (A8B)

Overall: 24½-26"W x 25"D x 39½-46½"H

Seat: 20"W x 16-18½"D x 17½-22"H

List: \$620.00 (Grade T01)




#1460Y1

\*Pictured in Black T01 Fabric w/Green Mesh Back



Backrest is Height Adjustable.



CHAIR BACK

#1460K2

**Mesh Back Colors Available:** Black, Gray, White, Green, Red, Blue, Orange or Aqua Mesh

**Extensive Selection of Seat Colors - Call For Details!**



# Aria SERIES



\*Not Pictured in Grade A Fabric

## ARIA HIGH BACK CHAIR W/BLACK FRAME & POLISHED ALUMINUM BASE (BA10P)

SKU: **QS1880Y4**

- Intensive synchro w/seat tilt & seat slider
- 6 Way adj. Height arm, pivots
- Ultra soft sliding arm pads (A6)

Overall: 26½"W x 27½"D x 40-43"H

Seat: 21"W x 17-19½"D x 18½-21½"H

List: \$870.00 (Grade A)

## ARIA MID BACK CHAIR W/BLACK FRAME

SKU: **QS1860Y1**

- Simple synchro
- 2 Way adj arm, ratchet height adjustment w/fixed arm pad (A40)

Overall: 26½"W x 27½"D x 36-40½"H

Seat: 21"W x 16½"D x 18-22½"H

List: \$625.00 (Grade A)

## ARIA MID BACK CHAIR W/BLACK FRAME

SKU: **QS1860Y3**

- Full synchro
- 2 Way adj arm, ratchet height adjustment w/fixed arm pad (A40)

Overall: 26½"W x 27½"D x 36-40½"H

Seat: 21"W x 16½"D x 18-22½"H

List: \$685.00 (Grade A)



\*Not Pictured in Grade A Fabric

#1860Y1  
w/Adjustable Lumbar Back Strap



Integrated handle in backrest makes moving Aria chairs easier.



Optional Adj. Lumbar Back Strap (LB)

CHAIR BACK

List Price Includes Polished Aluminum Base

#1880Y4

**Mesh Back Colors Available:** Black, Gray, White, Green, Red, Blue, Orange or Aqua Mesh

**Extensive Selection of Seat Colors - Call For Details!**

CHAIR OPTION	
(For 1880Y4, 1860Y1 & 1860Y3)	
<b>Adjustable Lumbar Back Strap</b>	<b>Polished Aluminum Base</b>
<b>QSLB</b>	<b>QSBA10P</b>
List: \$30.00	List: \$100.00

## Strata SERIES



Heavy Duty  
Multi-Shift  
Upgrade 350 lb.  
(HD)

2-Way Height Adj.  
Arm(A8B)

List Price  
Includes \$50  
Up-charge for  
(HD) option.

#1560Y2BF  
w/HD Option

(BF) Black Accents & (A8B) Arms



**QS Upholstery Available:**

Black (T01) Air Grid Mesh (Pricing Pictured)

**Extensive Selection of Seat Colors - Call For Details!**



w/HD Option

(SF) Silver  
Accents &  
(A85) Arms

CHAIR BACK

**STRATA MID BACK CHAIR  
W/BLACK FRAME**

SKU: **QS1560Y2BF** ★

Overall: 26"W x 26"D x 40-45"H

Seat: 21"W x 18"D x 17-22"H

List: \$760.00 (Grade T01)

**STRATA HIGH BACK CHAIR  
W/SILVER FRAME**

SKU: **QS1580Y2**

Overall: 26"W x 26"D x 46-51"H

Seat: 21"W x 18"D x 17-22"H

List: \$815.00 (Grade T01)

24/7  
350LB CAPACITY

## Cydia SERIES



**CYDIA HIGH BACK CHAIR  
W/WHITE FRAME**

SKU: **QS3310K3**

Overall: 28"W x 27½"D x 41½-46"H

Seat: 19"W x 17"D x 18-22½"H

List: \$910.00 (Grade M3)

**QS Upholsteries/Frames Available:**

Mesh Pattern M3: Graphite, Slate, Snow,  
Sage, Cardinal, Royal, Tangerine & Plum  
w/Black, White or Gray Frame

6-Way Adjustable  
Arm(A35)

Adjustable  
Lumbar Option  
Upcharge \$30

#3310K3

## Core SERIES



6-Way  
Adjustable  
Arm (A23)

#2260W1

**CORE HIGH BACK CHAIR  
W/DOVE GRAY FRAME**

SKU: **QS2260W1**

Overall: 27½"W x 27½"D x 38½-45"H

Seat: 19"W x 16⅝"D x 15½-20"H

List: \$595.00 (Grade A)

**QS Upholsteries Available:**

Wide selection of fabrics including choices from  
9to5® Signature Card (Grade A Fabrics)

**QS Frames Available:** Black or Dove Gray

- Stylish durable poly outer back
- Ratchet height adjustable back
- Weight balanced, knee tilt or synchro controls available
- Durable hubless casters
- Optional seat slider
- Fixed or adjustable t-arms
- Black or Dove Gray accent colors
- Molded foam back over mesh suspension
- Warranted up to 300 lbs

## Bristol SERIES



**BRISTOL HIGH BACK CHAIR  
W/BLACK FRAME**

SKU: **QS2380Y2**

• Black soft touch cantilever style  
c-shaped arm (A10)

Overall: 25"W x 26"D x 42-49"H

Seat: 20"W x 19"D x 18-22½"H

List: \$735.00 (Grade A)

Black Soft-Touch  
Cantilever Style  
C-Shaped Arm (A10)

**QS Upholstery Available:  
Extensive Selection  
Including Leather  
- Call For Details!**

#2380Y2

Not Pictured in  
Grade A Fabric



**MESH BACK TASK CHAIR  
W/WHITE FRAME & CHROME BASE**  
SKU: 21255NS ★

Overall: 24¼"W x 21¾"D x 36-39¾"H  
Seat: 19"W x 19"D x 16½-20¼"H  
List: \$339.00


**FUNCTIONS:** Pneumatic Seat Height, 360 Degree Swivel, Swivel/Tilt Control, Tilt Lock, Tilt-Tension

**MESH BACK TASK CHAIR  
W/BLACK FRAME & BASE**  
SKU: 21155NSBLK ★

Overall: 24¼"W x 21¾"D x 36-39¾"H  
Seat: 19"W x 19"D x 16½-20¼"H  
List: \$259.00

**FUNCTIONS:** Pneumatic Seat Height, 360 Degree Swivel, Swivel/Tilt Control, Tilt Lock, Tilt-Tension

**PRISMA  
UPHOLSTERIES IN STOCK:**



Slash **COLLECTION**  
by OfficeSource®



**ARMLESS POLY SWIVEL CHAIR  
W/CHROME FRAME**


SKU: 3040SS ★  
Overall: 23"W x 23"D x 31½-35½"H  
Seat: 18"W x 16"D x 15½-19¾"H  
List: \$268.00

**FUNCTIONS:** Pneumatic Seat Height, 360 Degree Swivel



#3040SSNAV  
Navy

**SLASH - COLORS IN STOCK:**



**MATCHING GUEST**



See Stack Section For Details

#3040SSBLK  
Black

Franklin **COLLECTION**  
by OfficeSource®




**MESH SWIVEL CHAIR  
W/BLACK FRAME**  
SKU: 21621

Overall: 23½"W x 19"D x 35-39"H  
Seat: 19"W x 19"D x 17-21¾"H  
List: \$469.00

**FUNCTIONS:** Pneumatic Seat Height, 360-Degree Swivel, Swivel/Tilt Control



**FRANKLIN  
UPHOLSTERIES IN STOCK:**



**MATCHING GUEST**



See Hospitality Section For Details

## Lancaster *COLLECTION* by OfficeSource®



#278BLK 

**HIGH BACK EXECUTIVE SWIVEL  
W/MAHOGANY FINISH  
SKU: 278BLK**

Overall: 27½"W x 34½"D x 43-46"H  
Seat: 19½"W x 18½"D x 19½-22½"H  
List: \$979.00


**FUNCTIONS:** Pneumatic Seat Height,  
360-Degree Swivel, Swivel/Tilt Control,  
Tilt Lock, Tilt-Tension

**HIGH BACK EXECUTIVE SWIVEL  
W/MAHOGANY FINISH  
SKU: 378BLK**

Overall: 27½"W x 30"D x 42-45½"H  
Seat: 24"W x 20"D x 20-23½"H  
List: \$819.00

**FUNCTIONS:** Pneumatic Seat Height,  
360-Degree Swivel, Swivel/Tilt Control,  
Tilt Lock, Tilt-Tension

**278BLK & 378BLK  
UPHOLSTERY IN STOCK:**



**BLK** Black  
Leather-Soft Vinyl™  
(NOR-CAREPLUSBLK)




#378BLK 



#294OX   
Pictured in Oxblood Vinyl




#294BLK   
Pictured in Black  
Leather-Soft Vinyl™

**HIGH BACK EXECUTIVE SWIVEL  
W/MAHOGANY FRAME  
SKU: 294**

Overall: 27"W x 28"D x 43½-47"H  
Seat: 24"W x 19"D x 19½-23"H  
List: \$619.00

**FUNCTIONS:** Pneumatic Seat Height,  
360-Degree Swivel, Swivel/Tilt Control,  
Tilt Lock, Tilt-Tension

**294 - UPHOLSTERIES  
IN STOCK:**



**BLK** Black  
Leather-Soft Vinyl™  
(NOR-CAREPLUSBLK)



**OX** Oxblood Vinyl  
(NOR-OXBVINYL)

Charleston **COLLECTION**  
by OfficeSource®



#20221 

**EXECUTIVE HIGH BACK  
W/PLASTIC WOODEN ARMS & BASE  
SKU: 20221**

- Bonded leather w/matching pvc back & sides
- High density foam for support
- Overall filled polyester on seat for extra softness
- Heavily padded armrests


Overall: 28½"W x 32"D x 45-47¾"H  
Seat: 22½"W x 19½"D x 21-24"H  
List: \$799.00

**FUNCTIONS:** Pneumatic Seat Height,  
360-Degree Swivel, Swivel/Tilt Control,  
Tilt Lock

**CHARLESTON  
UPHOLSTERY  
IN STOCK:**



BLK Black  
Bonded Leather  
(PER-BL01BLK)



Arm Detail




Base Detail



#20221



#20271 

**EXECUTIVE HIGH BACK, TUFTED  
SEAT & BACK W/PLASTIC WOODEN  
ARMS & BASE  
SKU: 20271**

- Bonded leather w/matching pvc back & sides
- High density foam for support
- Overall filled polyester on seat for extra softness
- Heavily padded armrests


Overall: 28½"W x 32"D x 47-49¾"H  
Seat: 23"W x 18½"D x 20½-23¼"H  
List: \$779.00

**FUNCTIONS:** Pneumatic Seat Height,  
360-Degree Swivel, Swivel/Tilt Control,  
Tilt Lock

**CHARLESTON  
UPHOLSTERY  
IN STOCK:**



BLK Black  
Bonded Leather  
(PER-BL01BLK)



Arm Detail



Base Detail



#20271

**Bradley** COLLECTION  
by OfficeSource®



★ **NEW!**

#74011


**EXECUTIVE HIGH BACK  
W/CHROME FRAME**

**SKU: 74011CHM** ★

• Unique plastic headrest for extra support  
Overall: 25¾"W x 30½"D x 46½-49¼"H  
Seat: 21½"W x 20"D x 20-23"H  
List: \$749.00

**FUNCTIONS:** Pneumatic Seat Height, 360 Degree Swivel, Swivel/Tilt Control, Tilt Lock, Tilt-Tension, Adjustable Lumbar

**BRADLEY  
UPHOLSTERIES IN STOCK:**



**BLK** Black  
Bonded Leather  
(PER-BL01BLK)



**GRY** Gray  
Bonded Leather  
(PER-BL18GRY)



**Gold Stars Indicate  
Product New for 2019.**

**Spencer** COLLECTION  
by OfficeSource®



#1265

*Easily  
Removable  
Arm Pads*



#1245

*Easily  
Removable  
Arm Pads*

**MATCHING GUEST**



*See Hospitality Section  
For Details*

**EXECUTIVE HIGH BACK  
W/MAHOGANY FRAME**

**SKU: 1265**

Overall: 27"W x 28"D x 46-49½"H  
Seat: 21"W x 20½"D x 19-22½"H  
List: \$509.00

**FUNCTIONS:** Pneumatic Seat Height, 360-Degree Swivel, Swivel/Tilt Control, Tilt Lock, Tilt-Tension


**EXECUTIVE MID BACK  
W/MAHOGANY FRAME**

**SKU: 1245**

Overall: 27"W x 28"D x 37-40"H  
Seat: 21"W x 20½"D x 20-23"H  
List: \$489.00

**FUNCTIONS:** Pneumatic Seat Height, 360-Degree Swivel, Swivel/Tilt Control, Tilt Lock, Tilt-Tension

**SPENCER  
UPHOLSTERY  
IN STOCK:**



**BLK** Black  
Leather-Soft Vinyl™  
(NOR-CAREPLUSBLK)

**NEW!**  
COLLECTION

**Tre** COLLECTION  
by OfficeSource®

**EXECUTIVE HIGH BACK  
W/CHROME FRAME**

SKU: 50811KT ★

Overall: 22<sup>1</sup>/<sub>16</sub>"W x 26<sup>3</sup>/<sub>8</sub>"D x 41<sup>3</sup>/<sub>4</sub>-44<sup>7</sup>/<sub>8</sub>"H

Seat: 19<sup>3</sup>/<sub>32</sub>"W x 18<sup>1</sup>/<sub>2</sub>"D x 18<sup>1</sup>/<sub>2</sub>-21<sup>1</sup>/<sub>4</sub>"H

List: \$789.00

**FUNCTIONS:** Pneumatic Seat Height,  
360-Degree Swivel, Knee-Tilt Control,  
Tilt Lock, Tilt-Tension

**EXECUTIVE MID BACK  
W/CHROME FRAME**

SKU: 50821KT ★

Overall: 22<sup>1</sup>/<sub>16</sub>"W x 26<sup>3</sup>/<sub>8</sub>"D x 38<sup>3</sup>/<sub>16</sub>-40<sup>15</sup>/<sub>16</sub>"H

Seat: 19<sup>3</sup>/<sub>32</sub>"W x 18<sup>1</sup>/<sub>2</sub>"D x 18<sup>1</sup>/<sub>2</sub>-21<sup>1</sup>/<sub>4</sub>"H

List: \$719.00

**FUNCTIONS:** Pneumatic Seat Height,  
360-Degree Swivel, Knee-Tilt Control,  
Tilt Lock, Tilt-Tension



**MATCHING GUEST**



See Hospitality Section  
For Details


**TRE - UPHOLSTERIES IN STOCK:**



**BLK** Black  
Bonded Leather  
(PER-BL01BLK)



**GRY** Gray  
Leathertek  
(PER-BL18GRY)



**WHT** White  
Leathertek  
(PER-V260WHT)

**CHAIR OPTION**



**ARM SLEEVE**  
SKU: 50800AC  
List: \$54.00

★ Gold Stars Indicate  
Product New for 2019.



#50811KTBLK



#50811KTGRY



#50821KTWHT



Tre Lite COLLECTION by OfficeSource®

Tre Lite Collection - Upholsteries In Stock: BLK Black Bonded Leather (PER-BL01BLK), GRY Gray (PER-BL18GRY) & WHT White Leathertek (PER-V260WHT)



#60811BLK

EXECUTIVE HIGH BACK W/CHROME FRAME

SKU: 60811

Overall: 22 1/6"W x 26 3/8"D x 41 3/4-44 7/8"H  
Seat: 19 5/2"W x 18 1/2"D x 18 1/2-21 1/4"H  
List: \$649.00

FUNCTIONS: Pneumatic Seat Height, 360-Degree Swivel, Swivel/Tilt Control, Tilt Lock, Tilt-Tension



#60821GRY

EXECUTIVE MID BACK W/CHROME FRAME

SKU: 60821

Overall: 22 1/6"W x 26 3/8"D x 38 3/6-40 15/6"H  
Seat: 19 5/2"W x 18 1/2"D x 18 1/2-21 1/4"H  
List: \$589.00

FUNCTIONS: Pneumatic Seat Height, 360-Degree Swivel, Swivel/Tilt Control, Tilt Lock, Tilt-Tension



#70821WHT

ARMLESS EXECUTIVE MID BACK W/CHROME FRAME

SKU: 70821

Overall: 22 1/6"W x 26 3/8"D x 38 3/6-40 15/6"H  
Seat: 19 5/2"W x 18 1/2"D x 18 1/2-21 1/4"H  
List: \$519.00

FUNCTIONS: Pneumatic Seat Height, 360-Degree Swivel, Swivel/Tilt Control, Tilt Lock, Tilt-Tension

CHAIR OPTION



ARM SLEEVE  
SKU: 50800AC  
List: \$54.00



#60811WHT



#60821BLK



#70821GRY

MATCHING GUEST



See Hospitality Section For Details

**Merak** *COLLECTION*  
by OfficeSource®

These attractive chairs combine form & function in a clean contemporary design. The adjustable height, Leather-Soft Vinyl™ upholstery, chrome armrests, 360 degree swivel, and 5 point chrome rolling base with castors add to its features making it fit for any office situation.

**LARGE 27" CHROME BASE!**  
On Both the High & Mid Back  
Chairs Provide Added Stability

**MATCHING GUEST**



See Hospitality Section  
For Details



#1501CHMBLK  
Pictured in Black



#1501CHMGY  
Pictured in Gray




**NEW!**  
UPHOLSTERY

#1501CHWHT  
Pictured in White

**EXECUTIVE HIGH BACK  
W/CHROME FRAME  
SKU: 1501CHM**

Overall: 27"W x 29"D x 43¼-46¾"H  
Seat: 20¼"W x 21½"D x 20-23"H  
List: \$579.00

**FUNCTIONS:** Pneumatic Seat Height, 360-Degree Swivel, Swivel/Tilt Control, Tilt Lock, Tilt-Tension 



#1505CHMBLK  
Pictured in Black




**NEW!**  
UPHOLSTERY

#1505CHMGY  
Pictured in White

**EXECUTIVE MID BACK  
W/CHROME FRAME  
SKU: 1505CHM**


Overall: 27"W x 27"D x 37-41"H  
Seat: 19"W x 20"D x 20-23"H  
List: \$569.00

**FUNCTIONS:** Pneumatic Seat Height, 360-Degree Swivel, Swivel/Tilt Control, Tilt Lock, Tilt-Tension 


**MERAK  
UPHOLSTERIES  
IN STOCK:**



**BLK** Black  
Leather-Soft Vinyl™  
(NOR-CAREPLUSBLK)



**GRY** Gray  
Leather-Soft Vinyl™  
(NOR-CAREPLUSGRY)



**NEW!** **WHT** White  
Leather-Soft Vinyl™  
(NOR-CAREPLUSWHT)

**Boxero** COLLECTION  
by OfficeSource®

The contemporary design of Boxero brings style and function to any office environment. Beautiful chrome frame upholstered in black or gray Leather-Soft Vinyl™.



#1401GRY  
Pictured in Gray



#1401BLK  
Pictured in Black


**EXECUTIVE HIGH BACK  
W/CHROME FRAME**

**SKU: 1401**

Overall: 23¼"W x 29¼"D x 40¾-43¾"H

Seat: 19¼"W x 19¼"D x 19-22"H


List: \$419.00

**FUNCTIONS:** Pneumatic Seat Height, 360-Degree Swivel, Swivel/Tilt Control, Tilt Lock, Tilt-Tension 

**BOXERO  
UPHOLSTERIES  
IN STOCK:**



**BLK** Black  
Leather-Soft Vinyl™  
(NOR-CAREPLUSBLK)




**GRY** Gray  
Leather-Soft Vinyl™  
(NOR-CAREPLUSGRY)

**Studio** COLLECTION  
by OfficeSource®

Improve your workspace with the Studio Collection by OfficeSource®. This high back chrome arm chair is highlighted with attractive horizontal stitching. Designed for the modern office, the Studio Collection offers great back support and tension control that allows for easy back position adjustments.



#696GRY  
Pictured in Gray



*Easily  
Removable  
Arm Pads*



#696WHT  
Pictured in White



#696RED  
Pictured in Red



#696BLK  
Pictured in Black

**MID BACK CHAIR  
W/CHROME FRAME**

**SKU: 696**

Overall: 27"W x 30"D x 40-43"H

Seat: 19¾"W x 19"D x 38½-41½"H

List: \$379.00

**FUNCTIONS:** Pneumatic Seat Height, 360-Degree Swivel, Swivel/Tilt Control, Tilt Lock, Tilt-Tension

**STUDIO  
UPHOLSTERIES IN STOCK:**




**BLK** Black  
Leather-Soft Vinyl™  
(NOR-CAREPLUSBLK)



**GRY** Gray  
Leather-Soft Vinyl™  
(NOR-CAREPLUSGRY)



**RED** Red  
Leather-Soft Vinyl™  
(NOR-CAREPLUSRED)



**WHT** White  
Leather-Soft Vinyl™  
(NOR-CAREPLUSWHT)



**MATCHING GUEST**



See Hospitality Section For Details



#3265CHM



#3245CHM

**EXECUTIVE HIGH BACK  
W/CHROME FRAME**

**SKU: 3265CHM**

Overall: 27"W x 32¼"D x 43-46"H

Seat: 20½"W x 19½"D x 18-21"H

List: \$629.00

**FUNCTIONS:** Pneumatic Seat Height, 360-Degree Swivel, Swivel/Tilt Control, Tilt Lock, Tilt-Tension

**EXECUTIVE MID BACK  
W/CHROME FRAME**

**SKU: 3245CHM**


Overall: 27"W x 30"D x 38½ -41½"H

Seat: 20½"W x 19½"D x 18-21"H

List: \$599.00

**FUNCTIONS:** Pneumatic Seat Height, 360-Degree Swivel, Swivel/Tilt Control, Tilt Lock, Tilt-Tension

**INDULGE  
UPHOLSTERY  
IN STOCK:**



BLK Black  
Leather-Soft Vinyl™  
(NOR-CAREPLUSBLK)



**THIN  
PROFILE  
DESIGN**



#7765

**KNEE TILT**



#7745

**KNEE TILT**

**EXECUTIVE HIGH BACK  
W/CHROME FRAME**

**SKU: 7765BLK**

Overall: 27"W x 29½"D x 45-48"H

Seat: 20"W x 20"D x 19-22"H

List: \$649.00

**FUNCTIONS:** Pneumatic Seat Height, 360-Degree Swivel, Knee Tilt, Tilt Lock, Tilt-Tension

**EXECUTIVE MID BACK  
W/CHROME FRAME**

**SKU: 7745BLK**


Overall: 27"W x 28"D x 38-41"H

Seat: 20"W x 20"D x 19-22"H

List: \$599.00

**FUNCTIONS:** Pneumatic Seat Height, 360-Degree Swivel, Knee Tilt, Tilt Lock, Tilt-Tension

**PRESTIGE  
UPHOLSTERY  
IN STOCK:**



BLK Black  
Leather-Soft Vinyl™  
(NOR-CAREPLUSBLK)

*Provident* **COLLECTION**  
by OfficeSource®

*Imperial* **COLLECTION**  
by OfficeSource®



**EXECUTIVE HIGH BACK CHAIR  
W/BLACK FRAME**  
**SKU: 70101**

Overall: 25¼"W x 27½"D x 41½-44"H  
Seat: 20½"W x 19¾"D x 17½-21"H  
List: \$279.00

**FUNCTIONS:** Pneumatic Seat Height,  
360-Degree Swivel, Tilt Lock, Tilt-Tension

**EXECUTIVE HIGH BACK CHAIR  
W/BLACK FRAME**  
**SKU: 11601BLK**

Overall: 25¾"W x 27¾"D x 43¾-47¾"H  
Seat: 21"W x 21"D x 19-23"H  
List: \$309.00

**FUNCTIONS:** Pneumatic Seat Height, 360-Degree  
Swivel, Tilt-Tension

**PROVIDENT  
UPHOLSTERY  
IN STOCK:**



**BLK Black  
Bonded Leather  
(PER-BL01BLK)**

**IMPERIAL  
UPHOLSTERY  
IN STOCK:**



**BLK Black PU  
(QIA-EVOBLKPU)**



*Advantage* **COLLECTION**  
by OfficeSource®

**EXECUTIVE HIGH BACK CHAIR  
W/BLACK FRAME**  
**SKU: 1201BLK**

Overall: 24"W x 26¼"D x 40¼-44"H  
Seat: 19¾"W x 18¼"D x 18¾-22¼"H  
List: \$289.00

**FUNCTIONS:** Pneumatic Seat Height,  
360-Degree Swivel, Tilt Lock, Tilt-Tension

**EXECUTIVE MID BACK CHAIR  
W/BLACK FRAME**  
**SKU: 1206BLK**

Overall: 24"W x 26¼"D x 37¼-40¾"H  
Seat: 19¾"W x 18¼"D x 18½-22"H  
List: \$279.00

**FUNCTIONS:** Pneumatic Seat Height,  
360-Degree Swivel, Tilt Lock, Tilt-Tension

**ADVANTAGE  
UPHOLSTERY  
IN STOCK:**



**BLK Black  
Leather-Soft Vinyl™  
(NOR-CAREPLUSBLK)**



**Sierra COLLECTION**  
by OfficeSource®



#10311BLK



PADDED  
ARM CAPS

**EXECUTIVE HIGH BACK  
W/BLACK FRAME**  
SKU: 10311BLK

Overall: 26½"W x 28"D x 41½-44"H  
Seat: 20¼"W x 21"D x 18½-21¼"H  
List: \$459.00

**FUNCTIONS:** Pneumatic Seat Height,  
360-Degree Swivel, Tilt Lock, Tilt-Tension

**EXECUTIVE MID BACK  
W/BLACK FRAME**  
SKU: 10321BLK

Overall: 26½"W x 28"D x 38½-41½"H  
Seat: 21¼"W x 21"D x 18½-21¼"H  
List: \$419.00

**FUNCTIONS:** Pneumatic Seat Height,  
360-Degree Swivel, Tilt Lock, Tilt-Tension

**SIERRA  
UPHOLSTERY  
IN STOCK:**



BLK Black  
Bonded Leather  
(PER-BL01BLK)



#10321BLK

**SIERRA FEATURES DOUBLE  
CUSHIONED SEAT & BACKS!**

**Whistler COLLECTION**  
by OfficeSource®



#7111



Contrast Stitching

**EXECUTIVE HIGH BACK  
W/BLACK FRAME**  
SKU: 7111

Overall: 25¼"W x 26"D x 39½-42"H  
Seat: 20"W x 20"D x 17¾-21"H  
List: \$439.00

**FUNCTIONS:** Pneumatic Seat Height,  
360-Degree Swivel, Swivel/Tilt Control,  
Tilt Lock, Tilt-Tension

**EXECUTIVE MID BACK  
W/BLACK FRAME**

SKU: 5041 ★  
Overall: 25½"W x 26"D x 37-40"H  
Seat: 20½"W x 19"D x 17¾-20½"H  
List: \$329.00

**FUNCTIONS:** Pneumatic Seat Height,  
360-Degree Swivel, Tilt Lock, Tilt-Tension

**WHISTLER  
UPHOLSTERY  
IN STOCK:**



BLK Black  
(PER-PU15BLK)

**PHINDA  
UPHOLSTERY  
IN STOCK:**



BLK Black  
(PER-PU15BLK)

**Phinda COLLECTION**  
by OfficeSource®

★ **NEW!**



#5041

★ Gold Stars Indicate  
Product New for 2019.

## Dawson COLLECTION

### LA-Z-BOY EXECUTIVE CHAIR W/SILVER FRAME

SKU: 49328

- Premium ComfortCore® Plus with memory foam seat construction
- Upholstered in commercial grade black bonded leather
- Durable arms and base in a silver finish
- Cable actuated center pivot seat plate for height and tilt adjustment
- Meets or exceeds BIFMA testing standards and supports up to 300 lbs.
- ACA endorsed office seating
- 10-Year limited warranty

Overall: 27"W x 30"D x 43¼-46¼"H

Seat: 22½"W x 19¾"D x 20-23"H

List: \$539.00

**FUNCTIONS:** Pneumatic Seat Height,  
360-Degree Swivel

#### DAWSON UPHOLSTERY IN STOCK:



BLK Black  
Bonded Leather  
(TRU-BLK)



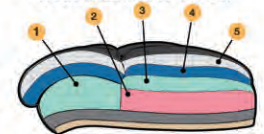
#49328



PROFILE

FRONT

#### ComfortCore® Plus With MEMORY FOAM



- 1 Soft support at the front of cushion
- 2 Firmer support at back of cushion
- 3 Additional layer for overall comfort
- 4 Memory foam layer for support
- 5 Polyfiber-fill comfort top layer

## Skylar COLLECTION

### LA-Z-BOY EXECUTIVE CHAIR W/ALUMINUM BASE

SKU: 49330

- Premium ComfortCore® Plus with memory foam seat construction
- Upholstered in commercial grade black or gray bonded leather
- Durable aluminum base. Pneumatic lift with tilt, lock, and height adjust
- Meets or exceeds BIFMA testing standards and supports up to 300 lbs
- ACA endorsed office seating
- 10-Year limited warranty

Overall: 31¾"W x 30¼"D x 42¾-45¾"H

Seat: 20¼"W x 19½"D x 19¼-22¼"H


List: \$589.00

**FUNCTIONS:** Pneumatic Seat Height, 360-Degree  
Swivel, Tilt Lock, Tilt-Tension

#### SKYLAR UPHOLSTERIES IN STOCK:



BLK Black  
Bonded Leather  
(TRU-BLK)



GRY Gray  
Bonded Leather  
(TRU-070)



#49330GRY  
Pictured in Gray  
Bonded Leather



#49330BLK  
Pictured in Black  
Bonded Leather



**EXECUTIVE, HIGH BACK CHAIR  
W/SMOKE GRAY FRAME**

**SKU: 49362**

- Shiatsu roller massage technology massages your back as you rock back and forth promoting spinal wellness and circulation
- Upholstered in commercial grade black bonded leather
- Integrated arm fingertip control for seat height and tilt lock adjustment
- ACA endorsed office seating
- 5-Year limited warranty

Overall: 27½"W x 30"D x 43½-46½"H

Seat: 21"W x 20"D x 18½-21¼"H

List: \$849.00

**FUNCTIONS:** Pneumatic Seat Height, 360-Degree Swivel, Tilt Lock, Tilt-Tension

**49362  
UPHOLSTERY  
IN STOCK:**



**BLK** Black Bonded Leather (TRU-BLK)

**WHAT IT DOES**

- Massages your back as you rock back and forth
- Promotes spinal wellness and circulation
- Keeps you moving and active while you sit

**WHY IT DOES IT**

- Static posture creates discomfort and pain
- Spine movement is key for healthy back
- Different people want different levels of pressure

**HOW IT DOES IT**

- The internal mechanism provides a shiatsu massage motion
- The mechanism is activated by the users motion and there is no need for batteries or external power
- The side level adjustment controls the level of pressure



**PROFILE**



**ARM DETAIL**



**EXECUTIVE, HIGH BACK CHAIR  
W/SILVER FRAME**

**SKU: 49332**

- Incite 3D technology is a fully articulating backrest offering continuous lumbar support at any angle
- Upholstered in commercial grade black bonded leather
- Flip up cantilever arms
- Pneumatic lift with tilt tension adjustment and lockout feature
- ACA endorsed office seating
- 5-Year limited warranty

Overall: 29¼"W x 30"D x 43½-47¼"H

Seat: 23"W x 19"D x 19½-23¼"H

List: \$729.00

**FUNCTIONS:** Pneumatic Seat Height, 360-Degree Swivel, Tilt Lock, Tilt-Tension

**49332  
UPHOLSTERY  
IN STOCK:**



**BLK** Black Bonded Leather (TRU-BLK)

**WHAT IT DOES**

- Maintains an ideal spine curvature
- Offers evenly distributed support while you move
- Follows your every move as you work

**WHY IT DOES IT**

- Each specific activity requires a different posture state
- Support requirements change as we move and work
- We do not remain static throughout the day

**HOW IT DOES IT**

- The incite 3D back has a central pivoting hub that allows it to flex in all axis
- Its ability to follow your back at all angles offers unparalleled support
- It's self adjusting and requires no user input



**PROFILE**



**ARM  
DETAIL**



#49331

**TASK, MID BACK CHAIR  
W/BLACK FRAME**

**SKU: 49331**

- Perch lumbar technology provides back support while perching. With the simple touch of the fingertip control, the back will move forward to support you at any sitting position
- Upholstered in commercial grade black bonded leather
- Height adjustable arms with solid pu arm pads
- Durable black nylon base
- Meets BIFMA testing standards and supports up to 275 lbs
- ACA endorsed office seating
- 5-Year limited warranty

Overall: 26¼"W x 29"D x 38¾-41¾"H

Seat: 19¼"W x 18"D x 19½-22½"H

List: \$629.00

**FUNCTIONS:** Pneumatic Seat Height, 360-Degree Swivel, Tilt Lock, Tilt-Tension

**49331  
UPHOLSTERY IN STOCK:**



**BLK** Black Bonded Leather (TRU-BLK)

**MESH CHAIR W/INFINITE SUPPORT  
TECHNOLOGY W/BLACK FRAME**

**SKU: 49335**

- Breathable mesh seat and back
- Perch lumbar technology provides back support while perching. With the simple touch of the arm lever, the back will move forward to support you at any sitting position
- Flip up cantilever arms
- Butterfly synchro mechanism
- ACA endorsed office seating
- 5-Year Limited Warranty

Overall: 26¾"W x 26"D x 37¼-41"H

Seat: 20½"W x 16"D x 18-21¾"H

List: \$679.00

**FUNCTIONS:** Pneumatic Seat Height, 360-Degree Swivel, Tilt Lock, Tilt-Tension

**49335  
UPHOLSTERY IN STOCK:**



**BLK** Black Mesh (TRU-3195)



#49335



**WHAT IT DOES**

- Provide lumbar support no matter how far forward you sit
- Ensures proper back support while you perch
- Provides an infinite number of back angle positions

**WHY IT DOES IT**

- We all shift forward in our seats as our tasks intensify
- Eliminates the need for pillows or support cushions
- An unsupported back might lead to pain and discomfort

**HOW IT DOES IT**

- The infinite support will extend to reach your lumbar with the push of a button
- Back angle can be adjusted to any angle
- The perfect curvature of the back is designed to hit the right spot at any angle



**WHAT IT DOES**

- Provide lumbar support no matter how far forward you sit
- Ensures proper back support while you perch
- Provides an infinite number of back angle positions

**WHY IT DOES IT**

- We all shift forward in our seats as our tasks intensify
- Eliminates the need for pillows or support cushions
- An unsupported back might lead to pain and discomfort

**HOW IT DOES IT**

- The infinite support will extend to reach your lumbar with the push of a button
- Back angle can be adjusted to any angle
- The perfect curvature of the back is designed to hit the right spot at any angle





#49333

## Weston COLLECTION

### LA-Z-BOY EXECUTIVE ADJUSTABLE AIR CHAIR W/SILVER FRAME SKU: 49333

- Upholstered in commercial grade black bonded leather
- Premium ComfortCore® Plus with memory foam seat construction
- Adjustable AIR™ Technology promotes active movement and neutral posture
- Durable arms and base in a silver finish
- Cable actuated center pivot seat plate for height and tilt adjustment
- 350 lbs. BIFMA Rated
- ACA endorsed office seating

Overall: 28½"W x 32½"D x 45-48"H

Seat: 22½"W x 19¼"D x 20-23"H

List: \$699.00

**FUNCTIONS:** Pneumatic Seat Height,  
360-Degree Swivel, Lumbar Adjustment

#### WESTON UPHOLSTERY IN STOCK:



BLK Black  
Bonded Leather  
(TRU-BLK)

#### WHAT IT DOES

- Air Technology helps maintain proper body alignment
- Its flexible and adjustable structure promotes spinal movement
- Increased airflow for heat and moisture dissipation

#### WHY IT DOES IT

- Slouching is bad for you
- A body at rest is an unhealthy body
- Regular leather chairs can be hot and uncomfortable

#### HOW IT DOES IT

- The suspension lumbar does not rely on typical foam construction and it is adjustable for a custom fit
- The pivoting lumbar support allows for motion and flexibility
- Perforated materials allow for better air circulation



ARM  
DETAIL

## Marco COLLECTION by OfficeSource®

### HIGH BACK MODERN EXECUTIVE CHAIR W/WHITE FRAME

SKU: 3201BLK ★

- Plastic white shell back
- Contemporary back seat cushion design
- Spring tilt cushion

Overall: 24¾"W x 28½"D x 45¼-48¼"H

Seat: 20"W x 20½"D x 18-21"H

List: \$549.00

**FUNCTIONS:** Pneumatic Seat Height,  
360-Degree Swivel, Tilt Lock, Tilt Tension



CHAIR BACK



#3201BLK   
Pictured in Black  
Leather-Soft Vinyl™



## OfficeSource®

05030



#7601BLK   
Pictured in Black  
Leather-Soft Vinyl™

**MARCO & BOWERY  
UPHOLSTERY IN STOCK:**



BLK Black  
Leather-Soft Vinyl™  
(NOR-CAREPLUSBLK)

★ Gold Stars Indicate  
Product New for 2019.

## Bowery COLLECTION by OfficeSource®

### EXECUTIVE MID CENTURY MODERN CHAIR W/CHROME FRAME

SKU: 7601BLK ★

- Unique resimercial design
- High chrome base

Overall: 25"W x 29¾"D x 34½-37"H

Seat: 18½"W x 18½"D x 19-21½"H

List: \$749.00

**FUNCTIONS:** Pneumatic Seat Height,  
360-Degree Swivel, Tilt Lock, Tilt Tension



#49334

## Profile **COLLECTION** by OfficeSource®

The Profile Collection by OfficeSource® is upholstered in beautiful commercial grade black bonded leather. This chair is both stylish and comfortable.

### STANDARD FEATURES

- Upholstered in commercial grade black bonded leather
- Auto-return gas cylinder
- Four-star metal base
- ACA endorsed office seating
- 5-Year limited warranty

### HIGH BACK, COLLABORATIVE CHAIR W/METAL BASE

SKU: 49334

Overall: 35"W x 33¼"D x 44"H

Seat: 22"W x 19½"D x 20"H

List: \$1,059.00

**FUNCTIONS:** 360-Degree Swivel, Swivel/Tilt Control



**PROFILE  
UPHOLSTERY  
IN STOCK:**



BLK Black  
Bonded Leather  
(LF-BONDLTHER)



#21041CHM

★ **NEW!**

**WEIGHT  
CAPACITY  
400 LBS**

## Big & Tall **COLLECTION** by OfficeSource®

### BIG & TALL, EXECUTIVE HIGH BACK CHAIR W/CHROME FRAME

SKU: 21041CHM ★

**WEIGHT CAPACITY: 400 LBS**

- Black bonded leather with matching pvc upholstery
- High density cut foam
- Chrome armrest with soft pad
- Heavy-duty butterfly mechanism, tilt & lock at start position

Overall: 28½"W x 31"D x 44¼-47"H

Seat: 24"W x 22½"D x 21-24"H

List: \$799.00

**FUNCTIONS:** Pneumatic Seat Height, 360 Degree Swivel, Swivel/Tilt Control, Tilt Lock, Tilt-Tension

**BIG & TALL  
UPHOLSTERY  
IN STOCK:**



BLK Black  
Bonded Leather  
(PER-BL01BLK)

**BEAUTIFUL  
COMMERCIAL GRADE  
BLACK BONDED  
LEATHER!**



Gold Stars Indicate  
Product New for 2019.

**DON'T FORGET CHAIRMATS...**

**A BETTER WAY TO WORK**

See Accessories Section For  
Complete Selection



**GLASS  
CHAIRMAT**



**WEIGHT  
CAPACITY  
400 LBS!**

**BIG & TALL EXECUTIVE CHAIR  
W/BLACK FRAME**

**SKU: 54011BLK**

**WEIGHT CAPACITY: 400 LBS**

Overall: 30½"W x 30½"D x 45-47¾"H

Seat: 22"W x 20"D x 19½-21½"H

List: \$769.00

**FUNCTIONS:** Pneumatic Seat Height, 360-Degree Swivel, Swivel/Tilt Control, Tilt Lock, Tilt-Tension, Height/Width Adjustable Arms

**BIG & TALL HIGH BACK CHAIR  
W/BLACK BASE**

**SKU: 44088A**

**WEIGHT CAPACITY: 400 LBS**

Overall: 28¾"W x 27¼"D x 41¼-44"H

Seat: 22"W x 18½"D x 17¾-20¾"H

List: \$719.00

**FUNCTIONS:** Pneumatic Seat Height, 360-Degree Swivel, Swivel/Tilt Control, Tilt Lock, Tilt-Tension, Height Adjustable Arms

**54011BLK  
UPHOLSTERY  
IN STOCK:**



BLK Black Bonded Leather (PER-BL01BLK)

**44088A  
UPHOLSTERY  
IN STOCK:**

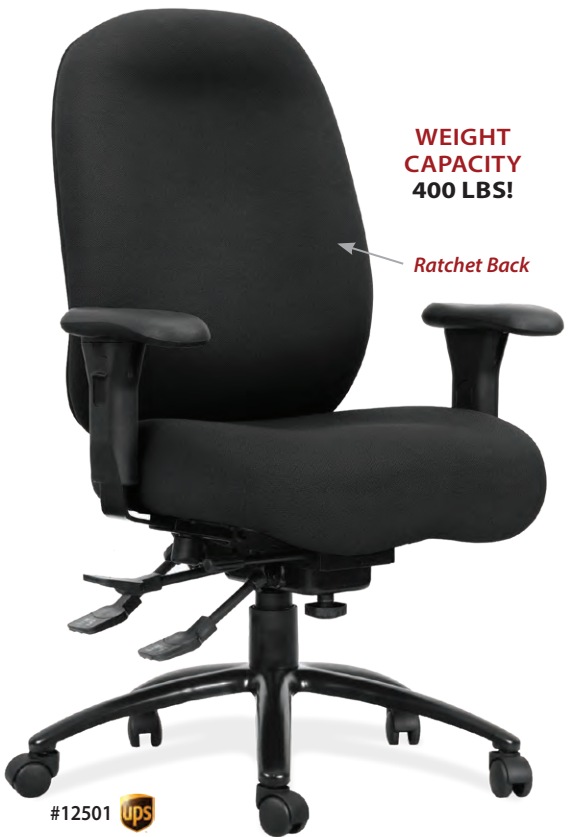


BLK Black Seat w/Black Mesh Back (PER-F58)



**WEIGHT  
CAPACITY  
400 LBS!**

#44088A



**WEIGHT  
CAPACITY  
400 LBS!**

*Ratchet Back*

**24/7 EXECUTIVE HIGH BACK CHAIR  
W/BLACK STEEL BASE**

**SKU: 12501**

**WEIGHT CAPACITY: 400 LBS**

Overall: 28¾"W x 25½"D x 43¾-47½"H

Seat: 22"W x 20½"D x 20-23½"H

List: \$929.00

**FUNCTIONS:** Pneumatic Seat Height, 360-Degree Swivel, Swivel/Tilt Control, Tilt Lock, Height Adjustable Arms

**BIG & TALL, EXECUTIVE  
HIGH BACK CHAIR**

**W/BLACK STEEL BASE**

**SKU: 11922ONX**

**WEIGHT CAPACITY: 400 LBS**

Overall: 29¾"W x 27½"D x 40-43"H

Seat: 20½"W x 22¾"D x 17¾-23½"H

List: \$619.00

**FUNCTIONS:** Pneumatic Seat Height, 360-Degree Swivel, Swivel/Tilt Control, Tilt Lock, Tilt-Tension

**12501  
UPHOLSTERY  
IN STOCK:**



BLK Black (QIA-QT001)

**11922ONX  
UPHOLSTERY  
IN STOCK:**



BLK Onyx (NOR-BL0084)



**WEIGHT  
CAPACITY  
400 LBS!**

#11922ONX



**WEIGHT CAPACITY  
400 LBS!**

#993BLK

**BIG & TALL EXECUTIVE  
W/SILVER HEAVY DUTY METAL BASE  
SKU: 993BLK**

**WEIGHT CAPACITY: 400 LBS**  
Overall: 26"W x 31"D x 43½-46½"H  
Seat: 21½"W x 18"D x 19½-22½"H  
List: \$649.00

**FUNCTIONS:** Pneumatic Seat Height, 360-Degree Swivel, Swivel/Tilt Control, Tilt Lock, Tilt-Tension

**BIG & TALL, EXECUTIVE  
HIGH BACK CHAIR  
W/BLACK FRAME  
SKU: 991**

**WEIGHT CAPACITY: 400 LBS**  
Overall: 33½"W x 31"D x 43-45½"H  
Seat: 22½"W x 21"D x 20¼-23"H  
List: \$689.00

**FUNCTIONS:** Pneumatic Seat Height, 360-Degree Swivel, Swivel/Tilt Control, Tilt Lock, Tilt-Tension

**BIG & TALL  
UPHOLSTERIES IN STOCK:**



**BLK Black Leather**  
(NOR-LTHRPLUSBK)




**BRN Brown Bomber Leather**  
(NOR-LTHRBRN)  
(991 Only)



**WEIGHT CAPACITY  
400 LBS!**



#991   
Pictured in Black Leather

**MATCHING GUEST**



See Hospitality Section For Details



**WEIGHT CAPACITY  
450 LBS!**

#11781BLK 

**BIG & TALL HIGH BACK,  
MULTI-FUNCTION CHAIR  
W/BLACK STEEL BASE  
SKU: 11781BLK**

**WEIGHT CAPACITY: 450 LBS**  
Overall: 27¾"W x 21¾"D x 40½-44½"H  
Seat: 19½"W x 20¾"D x 19-23"H  
List: \$959.00

**FUNCTIONS:** Pneumatic Seat Height, 360-Degree Swivel, Swivel/Tilt Control, Tilt Lock, Height Adjustable Arms

**BIG & TALL MESH TASK CHAIR  
W/BLACK STEEL HEAVY-DUTY BASE  
SKU: 11701**

**WEIGHT CAPACITY: 400 LBS**  
Overall: 26¾"W x 23¾"D x 39¾-44"H  
Seat: 21½"W x 20"D x 20-24¾"H  
List: \$619.00

**FUNCTIONS:** Pneumatic Seat Height, 360-Degree Swivel, Swivel/Tilt Control, Tilt Lock, Tilt-Tension

**11781BLK  
UPHOLSTERY  
IN STOCK:**



**BLK Black Seat w/Black Mesh Back**  
(QIA-QT001)

**11701  
UPHOLSTERY  
IN STOCK:**



**BLK Black Airmesh Seat w/Black Mesh Back**  
(QIA-EVOMESH)



**WEIGHT CAPACITY  
400 LBS!**



#11701



When you spend many hours sitting and playing your favorite game, the last thing you want to be is uncomfortable. OfficeSource® now offers two premium PC gaming chairs that are extremely comfortable for extended periods of time. Chairs feature upholstered bonded two-tone leather.

★ **NEW!** *Renegade* **RAIDER**  
by OfficeSource®



#37801

**HIGH BACK, GAMING CHAIR  
W/BLACK FRAME**

**SKU: 37801** ★

- Upholstered in bonded leather with matching PVC
- Two-tone back & seat cushions
- Recline angle to 135°
- Height adjustable arms
- Butterfly mechanism with adjustment for locking
- BIFMA standard
- TB117-2013 fire retardant
- R350 nylon base with red decorative covers/50R PA casters

Overall: 27½"W x 30"D x 50¼"H  
Seat: 22"W x 20¼"D x 17-20"H  
List: \$579.00

**FUNCTIONS:** Pneumatic Seat Height, 360 Degree Swivel, Swivel/Tilt Control, Tilt Lock, Tilt-Tension

**RENEGADE  
UPHOLSTERY  
IN STOCK:**



Black & Red Bonded Leather  
(PER-BLKBL01/REDV85)

★ **NEW!** *Blue* **STRIKER**  
by OfficeSource®



#36801

**HIGH BACK, GAMING CHAIR  
W/BLACK FRAME**

**SKU: 36801** ★

- Upholstered in bonded leather with matching PVC
- Two-tone back & seat cushions
- Diamond tufted back cushion
- Flip-arm with pad
- Butterfly mechanism
- BIFMA standard
- TB117-2013 fire retardant
- R350 nylon base/50R PA casters

Overall: 28"W x 22"D x 44-47"H  
Seat: 20"W x 20"D x 17½-20¼"H  
List: \$439.00

**FUNCTIONS:** Pneumatic Seat Height, 360 Degree Swivel, Swivel/Tilt Control, Tilt Lock, Tilt-Tension, Lumbar Adjustment, Height Adjustable Arms

**BLUE STRIKER  
UPHOLSTERY  
IN STOCK:**



Black & Blue Bonded Leather  
(PER-BLKBL01/BLUV43)

★ Gold Stars Indicate Product New for 2019.



**MAKE ANY OFFICE SETTING  
STYLISH & FUNCTIONAL WITH  
OUR BENCHING CABINETS!**

## Benching Cabinets by OfficeSource®

### Choose Your Cabinet Base Style!



#830BF

**2 DRAWER METAL FILE**

SKU: 830BF

30"W x 19"D x 20"H

List: \$819.00

**2 DRAWER METAL FILE**

SKU: 836BF

36"W x 19"D x 20"H

List: \$899.00



#830BF  
w/#83CASTERS



#830BF  
w/#83SL



#83000

**BOOKCASE W/1 SHELF**

SKU: 83000

30"W x 19"D x 20"H

List: \$559.00

**BOOKCASE W/1 SHELF**

SKU: 83600

36"W x 19"D x 20"H

List: \$619.00



#83000  
w/#83CASTERS




#83000  
w/#83SL

**BENCHING - FINISHES IN STOCK:**



SI Silver



WHT White

# Corridor Lockers by OfficeSource®

Top Tier corridor locker is a cost-effective option for schools, healthcare facilities, employee lockers, and for general use. Our lockers are produced with durable 16 gauge doors and frames, 24 gauge bodies, and come standard with 6" legs. Recessed handles on 1-3 tier. 6 tier locker has a pull hasp. Lockers come with a durable powder coat finish in Khaki (K) and Battleship Gray (G) in same color throughout. Midnight (M) and Raven (R) lockers come with neutral Khaki interiors.

**SO = SPECIAL ORDER**

## 1-WIDE LOCKER

MODEL #	DESCRIPTION	DIMENSION	WEIGHT	LIST PRICE
SOQ1R1212721A	1 Tier, assembled	12"W x 12"D x 72"H	55 lbs.	\$561.00
SOQ1R1215721A	1 Tier, assembled	12"W x 15"D x 72"H	59 lbs.	\$587.00
SOQ1R1218721A	1 Tier, assembled	12"W x 18"D x 72"H	63 lbs.	\$624.00
SOQ1R1515721A	1 Tier, assembled	15"W x 15"D x 72"H	63 lbs.	\$631.00
SOQ1R1518721A	1 Tier, assembled	15"W x 18"D x 72"H	70 lbs.	\$667.00
SOQ1R1818721A	1 Tier, assembled	18"W x 18"D x 72"H	76 lbs.	\$700.00
SOQ2R1212721A	2 Tier, assembled	12"W x 12"D x 36"H	56 lbs.	\$630.00
SOQ2R1215721A	2 Tier, assembled	12"W x 15"D x 36"H	60 lbs.	\$667.00
SOQ2R1218721A	2 Tier, assembled	12"W x 18"D x 36"H	64 lbs.	\$693.00
SOQ2R1515721A	2 Tier, assembled	15"W x 15"D x 36"H	67 lbs.	\$707.00
SOQ2R1518721A	2 Tier, assembled	15"W x 18"D x 36"H	70 lbs.	\$740.00
SOQ3R1212721A	3 Tier, assembled	12"W x 12"D x 24"H	58 lbs.	\$700.00
SOQ3R1215721A	3 Tier, assembled	12"W x 15"D x 24"H	62 lbs.	\$725.00
SOQ6R1212721A	6 Tier Box, assembled	12"W x 12"D x 12"H	60 lbs.	\$740.00
SOQ6R1215721A	6 Tier Box, assembled	12"W x 15"D x 12"H	66 lbs.	\$766.00
SOQ6R1218721A	6 Tier Box, assembled	12"W x 18"D x 12"H	72 lbs.	\$808.00



#Q61212721A Khaki  
#Q1R1212721A Battleship  
#Q2R1212721A Raven/Khaki

**Please Note:** Products are priced each.

## 3-WIDE LOCKER

MODEL #	DESCRIPTION	DIMENSION	WEIGHT	LIST PRICE
SOQ1R1212723A	1 Tier, assembled	36"W x 12"D x 72"H	147 lbs.	\$1,572.00
SOQ1R1215723A	1 Tier, assembled	36"W x 15"D x 72"H	156 lbs.	\$1,620.00
SOQ1R1218723A	1 Tier, assembled	36"W x 18"D x 72"H	166 lbs.	\$1,668.00
SOQ1R1515723A	1 Tier, assembled	45"W x 15"D x 72"H	173 lbs.	\$1,751.00
SOQ1R1518723A	1 Tier, assembled	45"W x 18"D x 72"H	186 lbs.	\$1,832.00
SOQ1R1818723A	1 Tier, assembled	54"W x 18"D x 72"H	205 lbs.	\$1,919.00
SOQ2R1212723A	2 Tier, assembled	36"W x 12"D x 36"H	151 lbs.	\$1,778.00
SOQ2R1215723A	2 Tier, assembled	36"W x 15"D x 36"H	159 lbs.	\$1,850.00
SOQ2R1218723A	2 Tier, assembled	36"W x 18"D x 36"H	168 lbs.	\$1,909.00
SOQ2R1515723A	2 Tier, assembled	45"W x 15"D x 36"H	179 lbs.	\$1,980.00
SOQ2R1518723A	2 Tier, assembled	45"W x 18"D x 36"H	188 lbs.	\$2,050.00
SOQ3R1212723A	3 Tier, assembled	36"W x 12"D x 24"H	160 lbs.	\$1,994.00
SOQ3R1215723A	3 Tier, assembled	36"W x 15"D x 24"H	169 lbs.	\$2,034.00
SOQ6R1212723A	6 Tier Box, assembled	36"W x 12"D x 12"H	163 lbs.	\$2,106.00
SOQ6R1215723A	6 Tier Box, assembled	36"W x 15"D x 12"H	174 lbs.	\$2,159.00
SOQ6R1218723A	6 Tier Box, assembled	36"W x 18"D x 12"H	186 lbs.	\$2,254.00



#Q3R1212721A Midnight/Khaki  
#Q6R1212721A Khaki

## OPTIONAL ACCESSORIES

### FRONT BASES

SKU: **SOBF1206**  
• Available in sizes 15" W & 18" W  
List: \$18.00 ea. (Prices for other sizes may vary)

### END BASES

SKU: **SOEB1206**  
• Available in sizes 15" D & 18" D  
List: \$27.00 ea. (Prices for other sizes may vary)

### INDIVIDUAL SLOPE TOP KIT

SKU: **SOISK12124**  
• Available in various sizes  
List: \$53.00 ea. (Prices for other sizes may vary)

*Please call your local Sales Representative for unassembled prices on specific corridor locker models!*

# Benches by OfficeSource®

Hardwood benches are sold separately from pedestals. Choose your bench length and pedestal style. Benches are 9½" wide. BPED Pedestal is a standard, heavy duty tube with flanged ends. BPEDSS is a stainless steel, trapezoid style bench pedestal. FOB Shipping Point.



#BPED Standard

**SO = SPECIAL ORDER**

**GREAT FOR VARSITY LOCKER ROOMS!**

## BENCH TOPS

MODEL #	DIMENSION	WEIGHT	LIST PRICE
SOLBS09036	36" L	13 lbs.	\$267.00
SOLBS09048	48" L	16 lbs.	\$320.00
SOLBS09060	60" L	20 lbs.	\$395.00
SOLBS09072	72" L	24 lbs.	\$465.00
SOLBS09084	84" L	29 lbs.	\$572.00
SOLBS09096	96" L	32 lbs.	\$659.00

## BENCH BASES

MODEL #	DESCRIPTION	DIMENSION	WEIGHT	LIST PRICE
SOBPEP	Standard	16¾" H	32 lbs.	\$99.00
SOBPESS	Stainless Steel	16¾" H	32 lbs.	\$232.00

# Specialty Lockers by OfficeSource®

Our popular Kid's locker is available in Candy Red (C), Aqua Blue (A), Mardi Gras Purple (P), Golden Yellow (Y), Carrot Orange (O), Parakeet Green (G), Hot Pink (H), and Raven Black (R). Wall Mount Locker is available in Khaki and Battleship Gray. 16 Person Locker is available in Khaki and Battleship Gray. FOB Shipping Point.

## WALL MOUNT LOCKER ★

MODEL #	DESCRIPTION	DIMENSION	WEIGHT	LIST PRICE
SOQ04518WM	Wall Mount, unassembled	45" W x 18" D x 14" H	43 lbs.	\$779.00
SOQ04518WMA	Wall Mount, assembled	45" W x 18" D x 14" H	43 lbs.	\$950.00



#Q04518WMA  
Khaki

*Please Note: Products are priced each.*

**SO = SPECIAL ORDER**



#Q1R1515481A  
Hot Pink

#Q1R1515481A  
Parakeet Green

## KIDS LOCKER

MODEL #	DESCRIPTION	DIMENSION	WEIGHT	LIST PRICE
SOQ1R1515481	Kid's Locker, unassembled	15" W x 15" D x 48" H	51 lbs.	\$443.00
SOQ1R1515481A	Kid's Locker, assembled	15" W x 15" D x 48" H	51 lbs.	\$587.00

# Heavy Duty Racks by OfficeSource®

Heavy Duty Wire Racks are ideal for commercial, office or residential applications. Made of heavy duty construction, these racks have adjustable shelves and are easy to assemble.

## WIRE SHELVING UNIT

**SKU: PWS722136BLK**

• Shelf weight capacity: 300 lbs.  
36"W x 21"D x 72"H  
List: \$355.00

**Finish In Stock: Black**

## WIRE SHELVING UNIT

**SKU: PWS722148BLK**

• Shelf weight capacity: 250 lbs.  
48"W x 21"D x 72"H  
List: \$430.00



#PWS722136BLK



#PWS722148BLK

### ACCESSORIES

**36"W - EXTRA SHELF**

**SKU: PWS1236BLK**

List: \$50.00 ea.

**48"W - EXTRA SHELF**

**SKU: PWS1248BLK**

List: \$62.00 ea.

# Cubby Storage Organizers

by OfficeSource®

Heavy duty, welded all steel Cubby cabinet available with 9 or 12 storage compartments. Ideal for visual organization. Durable powder coat finish. Each opening is 14½"W x 17½"D x 15"H.

**CUBBY STORAGE ORGANIZER  
W/9 COMPARTMENTS**  
SKU: **Q5IC00461852**  
46"W x 18"D x 52"H  
List: \$979.00

**CUBBY STORAGE ORGANIZER  
W/12 COMPARTMENTS**  
SKU: **Q5IC00461866**  
46"W x 18"D x 66"H  
List: \$1,149.00



#IC00461852



#IC00461866



#LF1B151524

#LF1B151548



# Welded Storage Lockers

by OfficeSource®

Durable welded steel construction with powder coat finish. Doors have vent holes and a recessed handle to accommodate a standard padlock (not included). Includes a number plate\* and two inside side hooks. 48"H includes top shelf. 24"H can be stacked on top of one another or single stacked on top of 48"H locker. Shipped assembled.

**SINGLE TIER LOCKER  
W/1 OPENING**  
SKU: **QSLF1B151524**  
15"W x 15"D x 24"H  
List: \$375.00

**SINGLE TIER LOCKER  
W/1 OPENING**  
SKU: **QSLF1B151548**  
15"W x 15"D x 48"H  
List: \$500.00



\*All the same number, if different numbers are required, call for pricing on the number plates.

# Welded Booktrucks

by OfficeSource®

All-welded steel construction with powder coat finish. Four 5" swivel casters with locking brakes for safety, smooth rounded handles for a comfortable grip and perforated side panels for a contemporary look. Shelves have a 12" clearance between each shelf. Slope backs are 6" deep.



#SL33017



#SV336

**SINGLE SIDED W/THREE SHELVES**

SKU	DIMENSIONS	LIST PRICE
<b>QSSL33017</b>	18"W X 14"D X 46"H	\$829.00
<b>QSSL327</b>	28"W X 14"D X 46"H	\$849.00
<b>QSSL330</b>	32"W X 14"D X 46"H	\$959.00

**DOUBLE SIDED  
W/SIX SLOPED SHELVES**

SKU: **QSSV336**  
39"W x 19"D x 46"H  
List: \$1,499.00

# Heavy Duty Welded Booktrucks

by OfficeSource®

18-gauge welded steel construction for heavy duty use with powder coat finish. Shelves holds up to 200 lbs. each. Extended handle for easy steering, even when fully loaded. Each slope shelf 30"W x 6½"D. Six heavy duty 5" swivel casters (2 locking) for strength and effortless maneuverability.




#MCDS66

**DOUBLE SIDED  
W/SIX SLOPED SHELVES**

SKU: **QSMCDS66**  
37¼"W x 16"D x 43¼"H  
List: \$1,179.00

QS = QUICKSHIP

**FINISHES AVAILABLE:**



# Welded Storage Lockers

by OfficeSource®



Standard Duty Lockers. Doors have vent holes and a die cast handle that secures the door in a closed position and accommodates a standard padlock. The single tier locker has a top shelf. All compartments have two side hooks (except for five tier locker) and a flat bottom. Welded steel construction. Powder coat finish. Number plate also included.\*



#LF1B151524

**SINGLE TIER LOCKER W/1 OPENING**  
**SKU: QSLF1B151524**  
15"W x 15"D x 24"H  
Weight: 20 lbs.  
List: \$375.00



#LF1B151548

**SINGLE TIER LOCKER W/1 OPENING**  
**SKU: QSLF1B151548**  
15"W x 15"D x 48"H  
Weight: 36 lbs.  
List: \$500.00



#LF1B151866

**SINGLE TIER LOCKER W/1 OPENING**  
**SKU: QSLF1B151866**  
15"W x 18"D x 66"H  
Weight: 48 lbs.  
List: \$685.00



#LF2B151866

**DOUBLE TIER LOCKER W/2 OPENINGS**  
**SKU: QSLF2B151866**  
15"W x 18"D x 66"H  
Approx. Tier Size: 30"H  
Weight: 55 lbs.  
List: \$720.00



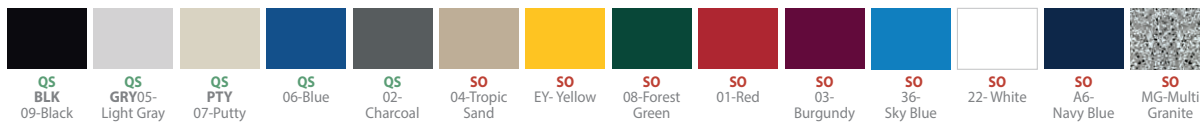
#LF3B151866

**TRIPLE TIER LOCKER W/3 OPENINGS**  
**SKU: QSLF3B151866**  
15"W x 18"D x 66"H  
Approx. Tier Size: 19"H  
Weight: 57 lbs.  
List: \$785.00



#LF5H151866

**FIVE TIER LOCKER W/5 OPENINGS**  
**SKU: QSLF5H151866**  
15"W x 18"D x 66"H  
Approx. Tier Size: 11"H  
Weight: 60 lbs.  
List: \$865.00



**QS = QUICKSHIP**  
**SO = SPECIAL ORDER**

\*All the same number, if different numbers are required, call for pricing on the number plates.

# Flat File Storage by OfficeSource®



#244881

\*Additional Sizes Available, Call For Details!

**10-DRAWER FILE**  
**SKU: QS244885**  
• (For sheets up to 43" x 32")  
Overall: 46¾"W x 35¾"D x 16½"H  
Inside: 43¾"W x 32¾"D x 7½"H  
List: \$3,299.00




#244880

**5-DRAWER FILE**  
**SKU: QS244879**  
• (For sheets up to 43" x 32")  
Overall: 46¾"W x 35¾"D x 16½"H  
Inside: 43"W x 32¾"D x 2"H  
List: \$2,249.00

**OPEN BASE**  
**SKU: QS244881**  
• (For 244879 flat file)  
46¾"W x 35¾"D x 20"H  
List: \$889.00

**CLOSED BASE**  
**SKU: QS244880**  
• (For 244879 flat file)  
46¾"W x 35¾"D x 4"H  
List: \$319.00

**FLAT FILES FINISHES AVAILABLE:**



These heavy-duty welded steel files will provide long lasting durability to keep your valuable blueprints, drawings, artwork, maps, and other flat materials neatly and safely stored. Includes hinged paper weights in drawer fronts and hoods at rear to keep papers from curling. Central lock system secures all drawers.



## Laminate Bookcases by OfficeSource®

Features commercial grade laminated shelving and finished solid back for heavy duty use. Ready to assemble. Greenguard Certified.

### STANDARD FEATURES

- Matching heavy duty back
- 3mm PVC Dura-Edge on all exposed edges

### BOOKCASE - 6 SHELVES

SKU: PL156

- 4 Adjustable shelves;
- 1 Fixed shelf (when using doors, 2 shelves are fixed)

32"W x 14"D x 71"H

List: \$439.00

#PLBCDK

### OPTIONAL DOORS

(For PL156, PL155 & PL154)

#### DOOR KIT

SKU: PLBCDK

List: \$165.00

**Please Note:** Silver handles standard on Modern Walnut, Espresso, White, & Coastal Gray. All other finishes come standard with black handles.



#PL156



#PL156



#PL155

### BOOKCASE - 4 SHELVES

SKU: PL155

- 3 Adjustable shelves
- 1 Fixed shelf

32"W x 14"D x 47"H

List: \$309.00



#PL154

### BOOKCASE - 2 SHELVES

SKU: PL154

- 1 Adjustable shelf
- 1 Fixed shelf

32"W x 14"D x 30"H

List: \$235.00

### EXTRA SHELF

SKU: PLBCXS

- (For use on PL154, PL155, PL156)
- Not available in white

List: \$57.00

### PREMIUM BOOKCASE

1" THICK MATERIAL

- 6 SHELVES

SKU: PL168 ★

- 4 Adjustable shelves;
- 1 Fixed shelf

35½"W x 14"D x 66½"H

List: \$999.00



#PL168


**New Bookcase!** All 1" Thick Material for Added Stability!

★ Gold Stars Indicate Product New for 2019.

**Ready to Assemble**

Some items in this collection come ready-to-assemble.

### LAMINATE BOOKCASES - FINISHES IN STOCK:



Cherry

Espresso

Mahogany

Honey

Maple

Modern Walnut

Coastal Gray

\*White Select Items

## Ez2® Rotary Filing Systems FILING & STORAGE



Save time, space and money with **Ez2® Rotary Filing Systems** by Datum Storage Solutions. Rotating, double-sided shelving units house twice the files as a traditional cabinet. Available in 5, 6 or 7-high units, the versatility and user-friendly design of the Ez2® makes it a perfect fit for any environment where storage space is limited.

### STANDARD FEATURES

- Requires 6" of space behind unit to rotate

#### Finishes Available:

Bone White (T15) or Light Gray (T47)

#XLTS6 & XLTA6



MODEL #	DESCRIPTION	DIMENSION	LIST PRICE
<b>SOXLTS5</b>	5-High Letter, Starter	36½"W x 25"D x 61½"H	\$2,575.00
<b>SOXLTA5</b>	5-High Letter, Adder	30¾"W x 25"D x 61½"H	\$2,285.00
<b>SOXLTS6</b>	6-High Letter, Starter	36½"W x 25"D x 72"H	\$2,836.00
<b>SOXLTA6</b>	6-High Letter, Adder	30¾"W x 25"D x 72"H	\$2,615.00
<b>SOXLTS7</b>	7-High Letter, Starter	36½"W x 25"D x 82½"H	\$3,292.00
<b>SOXLTA7</b>	7-High Letter, Adder	30¾"W x 25"D x 82½"H	\$3,002.00

## 4Post™-in-a-Box Shelving System FILING & STORAGE

The **4Post™-in-a-Box Shelving System** by Datum Storage Solutions comes pre-packaged for easy assembly with no hardware needed! Units are designed to accommodate various media and file types.

### STANDARD FEATURES

- Easy assembly with no hardware needed
- Shelves adjustable on 1½ centers
- 3 movable dividers per shelf (included)
- Heavy duty steel construction

**Finishes Available:** Bone White (T15) or Light Gray (T47)

\* = Double Entry

‡ = No Dividers



MODEL #	DESCRIPTION	DIMENSION	LIST PRICE
<b>SO761236S7P</b>	7-Shelf Letter, Starter	36"W x 12"D x 76"H	\$647.00
<b>SO761236A7P</b>	7-Shelf Letter, Adder	36"W x 12"D x 76"H	\$561.00
<b>SO881236S8P</b>	8-Shelf Letter, Starter	36"W x 12"D x 88"H	\$731.00
<b>SO881236A8P</b>	8-Shelf Letter, Adder	36"W x 12"D x 88"H	\$640.00
<b>SO762436S7P*</b>	7-Shelf Letter, Starter	36"W x 24"D x 76"H	\$965.00
<b>SO762436A7P*</b>	7-Shelf Letter, Adder	36"W x 24"D x 76"H	\$815.00
<b>SO882436S8P*</b>	8-Shelf Letter, Starter	36"W x 24"D x 88"H	\$1,084.00
<b>SO882436A8P*</b>	8-Shelf Letter, Adder	36"W x 24"D x 88"H	\$926.00
<b>SO761836S4UP‡</b>	4-Shelf Storage, Starter	36"W x 18"D x 76"H	\$490.00
<b>SO761836A4UP‡</b>	4-Shelf Storage, Adder	36"W x 18"D x 76"H	\$398.00
<b>SO881836S5UP‡</b>	5-Shelf Storage, Starter	36"W x 18"D x 88"H	\$547.00
<b>SO881836A5UP‡</b>	5-Shelf Storage, Adder	36"W x 18"D x 88"H	\$455.00

**Please Note:** Adder Units do not stand alone, MUST be assembled with Starter Unit.



#881236S8P & #881236A8P



#SN26LT6

## Stak-N-Lok™ Modular Systems FILING & STORAGE

With office space at a premium, **Stak-N-Lok™ modular systems** by Datum Storage Solutions add more capacity while using considerably less floor space — 15" deep compared to 18" for a standard lateral file. There's also an additional level of filing compared to a lateral file. The receding door design allows access to all of the files at once rather than just one level at a time.

### STANDARD FEATURES

- Easy access to files
- Enhanced record security
- One divider per shelf opening (included)
- Heavy duty steel construction
- End Tab Storage Solution



MODEL #	DESCRIPTION	DIMENSION	LIST PRICE	
<b>SOSN16LT5</b>	5-High Letter	36"W x 15"D x 64"H	\$1,332.00	100 Series
<b>SOSN16LT6</b>	6-High Letter	36"W x 15"D x 76"H	\$1,524.00	100 Series
<b>SOSN26LT5</b>	5-High Letter, (posting shelf)	36"W x 15"D x 66½"H	\$1,571.00	200 Series
<b>SOSN26LT6</b>	6-High Letter, (posting shelf)	36"W x 15"D x 78½"H	\$1,762.00	200 Series
<b>SOSN36LT5</b>	5-High Letter with spacer	36"W x 15"D x 66½"H	\$1,474.00	300 Series
<b>SOSN36LT6</b>	6-High Letter with spacer	36"W x 15"D x 78½"H	\$1,664.00	300 Series

**Finishes Available:** Bone White (T15) or Light Gray (T47)

**SO = SPECIAL ORDER**

All items on this page are Special Order.

## The Datum FileCart™ FILING & STORAGE

The **Datum FileCart™** is designed to provide transportation and storage of file folders, mail, and other office supplies. Easy access of transported materials increases office organization and efficiency.

### STANDARD FEATURES

- Casters are 3" Dia hard rubber swivel casters (two free/two locking)



MODEL #	DESCRIPTION	DIMENSION	LIST PRICE
<b>SOBFC1</b>	Basic File Cart, Flat and File	35"W x 16"D x 33¾"H	\$406.00
<b>SOBFC2</b>	Basic File Cart (2-file)	35"W x 16"D x 33¾"H	\$479.00

**Finishes Available:** Bone White (T15) or Light Gray (T47)

#BFC1

- Includes 2 movable dividers
- 1 file shelf and 1 fixed utility shelf

#BFC2

- Includes 4 movable dividers
- 2 file shelves



## TekCart™ Prime **COMPUTER SECURITY**

### STANDARD FEATURES

- Two hinged front doors with a 3-point locking system and hasp lock (utilizes a padlock; not included)
- A hinged rear door with a 3-point locking system and key lock
- External lights provide updates about devices charging status
- Two external power outlets
- Ships assembled

**TekCart™ Prime** - The Intellemur by Datum TekCart™ Prime stores, charges, and transports up to 36 devices using Intellemur Smart Charge technology. The Intellemur Smart Timer determines the most efficient way to provide charge to your devices.

MODEL #	DESCRIPTION	DIMENSION	LIST PRICE
★ <b>SOPRIME36</b>	36-Capacity (charging)	26 $\frac{3}{8}$ "W x 25 $\frac{9}{16}$ "D x 42 $\frac{3}{8}$ "H	\$2,279.00

**Compartment Dimensions:** 1 $\frac{1}{2}$ "W x 15 $\frac{5}{8}$ "D x 10 $\frac{1}{2}$ "H

**Finish Available:** Tech Blue (T42) & Ivory (T48)

★ **NEW!**



#PRIME36



**FULLY ASSEMBLED**

**SO = SPECIAL ORDER**

All items on this page are Special Order.

## TekStak II™ **INDIVIDUAL SECURITY** ★ **NEW!**

TekStak II™ is the perfect solution for individual security, whether it is for personal items such as wallets and keys or personal devices such as phones, tablets, and laptops. Contains 2 USB ports and 1 AC outlet in each tier to allow charging of your personal devices while being stored.

MODEL #	DESCRIPTION	DIMENSION	LIST PRICE
★ <b>SOTEKS2E5K</b>	5 Compartments	16 $\frac{1}{2}$ "W x 16 $\frac{1}{2}$ "D x 27 $\frac{1}{4}$ "H	\$1,024.00
★ <b>SOTEKS2E8K</b>	8 Compartments	16 $\frac{1}{2}$ "W x 16 $\frac{1}{2}$ "D x 41 $\frac{1}{2}$ "H	\$1,481.00
★ <b>SOTEKS2E10K</b>	10 Compartments	16 $\frac{1}{2}$ "W x 16 $\frac{1}{2}$ "D x 51"H	\$1,759.00

Other Lock Options Available!

**Compartment Dimensions:** 12 $\frac{3}{8}$ "W x 15 $\frac{1}{2}$ "D x 3 $\frac{3}{4}$ "H

**Finish Available:** Tech Blue (T42)



#TEKS2E8K (Closed)

#TEKS2E8K (Open)

## Datum TekCart™ GLC **COMPUTER SECURITY**

### STANDARD FEATURES

- Exclusive fold-flat doors to maintain a smaller footprint
- 2 UL-listed 16-outlet, staggered power strips
- Removable back panel
- Cord wrap can be installed on either side
- Side integrated handle hold
- Secure locking doors and back panel
- Four full-swivel casters
- Ships assembled

**TekCart™ GLC** by Datum Storage Solutions is a versatile charging cart for laptops, Chromebooks and tablets that fits perfectly into your venue—and your budget. **Includes timer.**

This "Great Little Cart" will charge a full 32 devices at once and provides more capacity in a smaller footprint than competitor carts.

MODEL #	DESCRIPTION	DIMENSION	LIST PRICE
★ <b>SOGLC32T</b>	32-Capacity (charging)	24 $\frac{1}{2}$ "W x 20 $\frac{9}{16}$ "D x 35 $\frac{1}{2}$ "H	\$1,570.00

**Compartment Dimensions:** 1 $\frac{1}{2}$ "W x 13 $\frac{3}{8}$ "D x 12 $\frac{1}{2}$ "H



★ **NEW!**

**Finish Available:** Tech Blue (T42) only



#GLC32T

Image subject to change.

## WallWrite® **DESKS AND WRITING SYSTEMS**



#WW103

**WallWrite®** by Datum Storage Solutions is a unique, wall-mounted solution for areas where a desk or traditional workstation isn't feasible. The durable flip-down door serves as a writing surface.

MODEL #	DESCRIPTION	DIMENSION	LIST PRICE
<b>SOWW100</b>	Locking	20"W x 3 $\frac{3}{8}$ "D x 16 $\frac{3}{8}$ "H	\$228.00
<b>SOWW101</b>	Non-Locking	20"W x 3 $\frac{3}{8}$ "D x 16 $\frac{3}{8}$ "H	\$201.00
<b>SOWW103</b>	Economy, Non-Locking	20"W x 3 $\frac{3}{8}$ "D x 16 $\frac{3}{8}$ "H	\$184.00
<b>SOWW103SS</b>	Economy, Non-Locking (Stainless)	20"W x 3 $\frac{3}{8}$ "D x 16 $\frac{3}{8}$ "H	\$530.00

**Finishes Available:** Bone White (T15), Light Gray (T47), or Stainless Steel (SS)



#WW101



## The Mobile Podium Desk **DESKS AND WRITING SYSTEMS**

The **Mobile Podium Desk** by Datum Storage Solutions combines a lockable podium cabinet with a desk unit to create a mobile solution for classrooms, training facilities and more.

MODEL #	DESCRIPTION	DIMENSION	LIST PRICE
<b>SO6024POD</b>	Mobile Podium Desk	60"W x 24"D	\$1,785.00
<b>SO6030POD</b>	Mobile Podium Desk	60"W x 30"D	\$1,890.00
<b>SOCDPOD</b>	Center Drawer	N/A	\$155.00
<b>SORBRBPR</b>	Rubber Bumpers	N/A	\$11.00 ea.

**Finishes Available:** Bone White (T15) with Finish Oak (L15) top or Gray Mist (T86) with Wild Cherry (L21) top.



### STANDARD FEATURES

- Built-in-wire management
- Modesty panel
- Lockable storage areas
- Podium has two shelves
- Locking caster wheels
- Optional rubber bumpers (Pictured)



#6024POD



#8036

**STORAGE CABINET**  
**SKU: 8036**

• Four adjustable shelves  
36"W x 18"D x 72"H  
Weight: 130 lbs.  
List: \$1,149.00



#8118

**COMBINATION WARDROBE/STORAGE**  
**SKU: 8118**

36"W x 18"D x 72"H  
Weight: 130 lbs.  
List: \$1,319.00

**STANDARD FEATURES**

- 180 lb shelf capacity, evenly distributed
- Shelves adjust on 2" centers
- Heavy gauge steel
- 3 Point locking system

**180 LB SHELF CAPACITY, EVENLY DISTRIBUTED. FULLY WELDED STEEL CONSTRUCTION!**



#8080

**STORAGE CABINET COUNTER HEIGHT**  
**SKU: 8080**

• Two adjustable shelves  
36"W x 18"D x 42"H  
Weight: 76 lbs.  
List: \$819.00

**18" DEEP EXTRA SHELF**  
**SKU: 8038**

Weight: 6 lbs.  
List: \$102.00

**DELUXE STORAGE FINISHES AVAILABLE:**



09-Black



05-Light Gray



07-Putty



QS04-Tropic Sand




QS02-Charcoal

**Please Note:** Must install handles & locks in the field.

**Finishes In Stock:** Black, Light Gray & Putty  
**Finishes Quickship:** Tropic Sand & Charcoal

**PRODUCT DETAILS:**



A tru-lock three point rod assembly



#EA4E361872

**Elite Collection by OfficeSource®**

**STORAGE CABINET W/KEYLESS ELECTRONIC LOCK HANDLE**

These cabinets are equipped with a keyless electronic coded locking system. The coded lock is available with two passwords, the administrator and the user. These can be changed to any combination of numbers, four for the user and six for the administrative password. The keypad also keeps a record of the day, date and time of when the cabinet is accessed, which can be displayed when the mechanism is idle. Emergency key included.

**HANDLE/LOCK DETAILS:**



Keyless Electronic Lock & Handle

QS = QUICKSHIP

**STORAGE CABINET**  
**SKU: QSEA4E361872**

• 4 Adjustable shelves  
36"W x 18"D x 72"H  
List: \$1,549.00

**STORAGE CABINET**  
**SKU: QSEA4E362472**

• 4 Adjustable shelves  
36"W x 24"D x 72"H  
List: \$1,829.00

**STORAGE CABINET**  
**SKU: QSEA4E462472**

• 4 Adjustable shelves  
46"W x 24"D x 72"H  
List: \$2,239.00

**STORAGE CABINET**  
**SKU: QSEA4E462478**

• 4 Adjustable shelves  
46"W x 24"D x 78"H  
List: \$2,329.00

**\* Please Note:** Must install handles & locks in the field.

**ELITE FINISHES AVAILABLE:**



QS 04-Tropic Sand, QSGRY 05-Light Gray, QS 08-Forest Green, MG-Multi Granite



QSBLK 09-Black, QS(PTY) 07-Putty, QS02-Charcoal, QS22-White



QS 01-Red, QS 06-Blue



# Budget Storage Cabinets by OfficeSource®



#8902

### STANDARD FEATURES

- 150 lb shelf capacity evenly distributed
- Shelves adjust on 2" centers
- Brushed chrome handle
- All cabinets come standard with lock
- All welded

#### STORAGE CABINET

**SKU: 8902**

- 3 Adjustable shelves
  - 1 Fixed shelf
- 36"W x 18"D x 72"H  
Weight: 125 lbs.  
List: \$1,029.00

#### COUNTER

**HEIGHT CABINET**

**SKU: 8903**

- 2 Fixed shelves
- 36"W x 18"D x 42"H  
Weight: 62 lbs.  
List: \$669.00

#### ECONOMY EXTRA SHELF

**SKU: 8038**

- For 8902
- Weight: 9 lbs.  
List: \$102.00

#### FINISHES IN STOCK:

Black, Putty, Light Gray




#8903



**Please Note:**  
Must install handles & locks in the field.

#### BUDGET STORAGE - FINISHES AVAILABLE:



# Mobile Storage Cabinets by OfficeSource®

Heavy gauge steel (20/22 gauge). Patented heavy duty 12 gauge caster base. Casters located to permit flush positioning to walls. Recessed three point locking handle. Extra deep adjustable shelves, plus bottom shelf. Welded steel construction. Powder coat finish. Shipped assembled.



#9551WC

Heavy Duty Patented  
Caster Base

### STANDARD FEATURES

- 4 Heavy duty 5" casters; 2 with locking brakes
- Heavy gauge steel shelves adjustable on 2" centers

#### MOBILE STORAGE CABINET

**SKU: 9551WC**

- 3 Adjustable shelves
  - Recessed handles
  - 850 lb. load capacity evenly distributed per cabinet
- 36"W x 24"D x 66"H  
Weight: 165 lbs.  
List: \$1,599.00

#### MOBILE STORAGE CABINET

**SKU: QSTA3R462460**

- (Not Pictured)
- 2 Adjustable shelves
  - Same as above
- 46"W x 24"D x 66"H  
Weight: 165 lbs.  
List: \$2,449.00

#### FINISH AVAILABLE:



PTY 07-Putty

**Heavy Duty Caster Base**  
(No Assembly Required)

**TRU-GLIDE  
3-POINT LOCKING  
ASSEMBLY!**

**PRODUCT DETAILS:**

**Recessed  
three point  
locking  
handle.**



**SIDE HANDLE  
FOR TRANSPORTS**


- SKU: QSTSH**
- Attaches to either side using bolts/nuts provided.
  - Additional backer support plate attaches
- List: \$200.00



#TSH

**OPTIONAL SIDE HANDLE  
MAKES TRANSPORTING  
SIMPLE!**

QS = QUICKSHIP





#44422C



QS = QUICKSHIP

## UL 1-Hour *LATERAL FILES*

UL Class 350 one hour fire and impact rating. File folders not included. 22 $\frac{1}{8}$ "D. Manufacturer limited lifetime warranty.

**Finish In Stock:** Parchment

### 4 DRAWER FILE - LETTER/LEGAL

**SKU: 43822C**  
37 $\frac{1}{2}$ "W x 22 $\frac{1}{8}$ "D x 52 $\frac{3}{4}$ "H  
Weight: 907 lbs.  
List: \$7,332.00

### 4 DRAWER FILE - LETTER/LEGAL

**SKU: 43122C**  
31 $\frac{3}{16}$ "W x 22 $\frac{1}{8}$ "D x 52 $\frac{3}{4}$ "H  
Weight: 794 lbs.  
List: \$6,144.00

### 4 DRAWER FILE - LETTER/LEGAL

**SKU: QS44422C**  
44 $\frac{1}{2}$ "W x 22 $\frac{1}{8}$ "D x 52 $\frac{3}{4}$ "H  
Weight: 1,019 lbs.  
List: \$8,811.00

\* Please Note: 2 & 3 Drawer Files Also Available



1 hr fire rated



ETL water resistant



30ft impact rated  
Designed to withstand a 30 foot drop



high-security key lock  
Key Lock to resist picking and drilling

ICON KEY		
		
<b>1 hr fire rated</b> Internal temperature will not exceed 350° for 1 hour	<b>UL 2 hr fire rated</b> Internal temperature will not exceed 350° for 2 hours	<b>UL 30ft impact rated</b> Designed to withstand a 30 foot drop
		
<b>ETL water resistant</b>	<b>1/2 hr ETL rating</b> Verified to protect hard drives, CDs, DVDs flash drives, thumb drives from exposure to heat	<b>high-security key lock</b> Key Lock to resist picking and drilling

## UL 1-Hour *VERTICAL FILES*

UL Class 350 one-hour fire, impact, and explosion rating. Insulation between drawers makes each drawer a separate, fireproof unit. UL Listed, high-security Medeco® key lock. Water resistant. Manufacturer's limited lifetime warranty.

Free after-fire replacement guarantee. Made in the USA.

### 31 $\frac{1}{2}$ " - DEEP FILES

#### 2 DRAWER FILE - LEGAL

**SKU: QS22131C**  
20 $\frac{3}{4}$ "W x 31 $\frac{1}{16}$ "D x 27 $\frac{3}{4}$ "H  
Weight: 383 lbs.  
List: \$3,190.00

#### 4 DRAWER FILE - LEGAL

**SKU: QS42131C**  
20 $\frac{3}{4}$ "W x 31 $\frac{1}{16}$ "D x 52 $\frac{3}{4}$ "H  
Weight: 664 lbs.  
List: \$4,857.00

#### 2 DRAWER FILE - LETTER

**SKU: QS21831C**  
17 $\frac{3}{4}$ "W x 31 $\frac{1}{16}$ "D x 27 $\frac{3}{4}$ "H  
Weight: 348 lbs.  
List: \$3,102.00

#### 4 DRAWER FILE - LETTER

**SKU: QS41831C**  
17 $\frac{3}{4}$ "W x 31 $\frac{1}{16}$ "D x 52 $\frac{3}{4}$ "H  
Weight: 603 lbs.  
List: \$4,730.00



#41831C



#41831C

### 25" - DEEP FILES

#### 2 DRAWER FILE - LETTER

**SKU: QS21825C**  
17 $\frac{3}{4}$ "W x 25"D x 27 $\frac{3}{4}$ "H  
Weight: 287 lbs.  
List: \$2,497.00

#### 4 DRAWER FILE - LETTER

**SKU: QS41825C**  
17 $\frac{3}{4}$ "W x 25"D x 52 $\frac{3}{4}$ "H  
Weight: 508 lbs.  
List: \$3,905.00

#### 2 DRAWER FILE - LEGAL

**SKU: QS22125C**  
20 $\frac{3}{4}$ "W x 25"D x 27 $\frac{3}{4}$ "H  
Weight: 326 lbs.  
List: \$2,541.00

#### 4 DRAWER FILE - LEGAL

**SKU: QS42125C**  
20 $\frac{3}{4}$ "W x 25"D x 52 $\frac{3}{4}$ "H  
Weight: 551 lbs.  
List: \$3,971.00



#21831C



1 hr fire rated



ETL water resistant



30ft impact rated  
Designed to withstand a 30 foot drop



high-security key lock  
Key Lock to resist picking and drilling



Made in the U.S.A.

QS = QUICKSHIP

# Patriot File - AMERICAN MADE

Economically priced for today's economy, yet featuring FireKing's signature integrity and high quality. The Patriot File has been awarded the prestigious UL class 350° one hour fire rating. **Finishes In Stock:** Parchment & Black



#4P1831C

### 4 DRAWER FILE - LETTER

**SKU: 4P1831C**  
17¾"W x 31⅙"D x 52¾"H  
Weight: 603 lbs.  
List: \$3,018.00

### 4 DRAWER FILE - LETTER/LEGAL

**SKU: 4P1825C**  
17¾"W x 25"D x 52¾"H  
Weight: 508 lbs.  
List: \$2,626.00

### 4 DRAWER FILE - LEGAL

**SKU: 4P2131C**  
20¾"W x 31⅙"D x 52¾"H  
Weight: 664 lbs.  
List: \$3,186.00

*\* Please Note: 2 Drawer Files also available through Quickship.*

### FINISHES IN STOCK:



BLK Black



PA Parchment



ICON KEY				
<b>1 hr fire rated</b> <i>Internal temperature will not exceed 350° for 1 hour</i>	<b>UL 2 hr fire rated</b> <i>Internal temperature will not exceed 350° for 2 hours</i>	<b>UL 30ft impact rated</b> <i>Designed to withstand a 30 foot drop</i>	<b>ETL water resistant</b>	<b>1/2 hr ETL rating</b> <i>Verified to protect hard drives, CDs, DVDs flash drives, thumb drives from exposure to heat</i>
				<b>high-security key lock</b> <i>Key Lock to resist picking and drilling</i>

## UL 1-Hour TURTLE FILES

UL Class 350 1-hr. rated for both fire and 30-ft. impact. Files both letter and legal size documents. Only 17¾"W x 22⅞"D. Parchment finish. Two person delivery required. File folders not included. Manufacturer limited lifetime warranty.


**Finish In Stock:** Parchment

### 2 DRAWER FILE - LETTER/LEGAL

**SKU: 2R1822C**  
17¾"W x 22⅞"D x 27¾"H  
Weight: 251 lbs.  
List: \$1,332.00

### 4 DRAWER FILE - LETTER/LEGAL

**SKU: 4R1822C**  
17¾"W x 22⅞"D x 52¾"H  
Weight: 435 lbs.  
List: \$2,303.00



#2R1822C



#4R1822C

## 1-Hour FIRE RESISTANT STORAGE CABINETS

UL Class 350 fire rating and one UL Listed high-security keylock. Manufacturer limited lifetime warranty. HIPAA Compliance solution. **Finish Available:** Parchment (PA)



#CF7236DPA



#CF7236MDPA

### STORAGE CABINET

**SKU: SOCF7236D** ★  
• 4 Adjustable shelves  
36"W x 19¼"D x 72"H  
Weight: 892 lbs.  
List: \$5,962.00

### STORAGE CABINET

**SKU: SOCF4436D** ★  
• 2 Adjustable shelves  
36"W x 19¼"D x 44"H  
Weight: 620 lbs.  
List: \$4,015.00

### STORAGE CABINET W/END-TAB FILING

**SKU: SOCF7236MD** ★  
• 6 Fixed shelves  
36"W x 19¼"D x 72"H  
Weight: 948 lbs.  
List: \$7,079.00

### STORAGE CABINET W/END-TAB FILING

**SKU: SOCF4436MD** ★  
• 3 Fixed shelves  
36"W x 19¼"D x 44"H  
Weight: 698 lbs.  
List: \$4,554.00





#PL151



#PL207



#PL150  
w/PL150151SGD  
Hinged to Open  
Right or Left.

**OPTIONAL DOOR**  
**TEMPERED GLASS  
FRAMED HUTCH  
DOOR W/SILVER  
FRAME**  
**SKU: PL150151SGD**  
• (For PL150 & PL151)  
List: \$309.00  
**Please Note:** 1 Per Box, Order 2  
for complete coverage on PL151.

**TEMPERED GLASS  
FRAMED HUTCH DOOR  
W/SILVER FRAME**  
• (Set of 2)  
**SKU: PL152SGD** (For PL152)  
List: \$509.00 each set

**FINISHES WITH  
STANDARD  
PULLS IN STOCK:**



Cherry w/Black Pulls



Mahogany w/Black Pulls



Honey w/Black Pulls



Maple w/Black Pulls



Espresso w/Silver Pulls



Modern Walnut  
w/Silver Pulls



Coastal Gray  
w/Silver Pulls



\*White w/Silver Pulls  
(Select Skus)



PL151 w/(2) PL150151SGD

**DOUBLE DOOR  
CABINET**

**SKU: PL151**  
• Four adjustable shelves  
35½"W x 22"D x 65½"H  
List: \$1,138.00

**WARDROBE CABINET**

**SKU: PL207**  
• Adjustable shelves, coat rod  
• 2 Vertical drawers  
24"W x 24"D x 65½"H  
List: \$1,649.00

**PERSONAL WARDROBE  
STORAGE CABINET**

**SKU: PL150**  
• Adjustable shelf & coat rod  
18"W x 24"D x 65½"H  
List: \$875.00



Some items in this collection  
come ready-to-assemble.

**2 DRAWER LATERAL FILE**

**SKU: PL112**  
• Removable top  
• Letter or legal  
• Fully assembled  
35½"W x 22"D x 29½"H  
List: \$819.00

**OPEN HUTCH**

**SKU: PL153**  
• Two adjustable shelves  
35½"W x 14"D x 36"H  
List: \$399.00

**DOUBLE DOOR  
CABINET**

**SKU: PL152**  
• Two adjustable shelves  
35½"W x 22"D x 37¼"H  
List: \$689.00

**STORAGE COMBINATIONS**



#PL152  
w/PL153



#PL112  
w/PL152



#PL152SGD



**STORAGE BUFFET**

**SKU: PL172** ★  
• 1 Small drawer & 2 doors  
• Doors have locks  
35½"W x 22"D x 36"H  
List: \$1,099.00

★ Gold Stars Indicate  
Product New for 2019.

**OPTIONAL DRAWER PULLS**




**RECT. PULL  
PLPULLRSI**  
List: \$30.00 ea.



**SILVER PULL  
PLPULLHLNI**  
List: \$26.00 ea.



**NEW! MODERN  
METRO PULL  
PLPULLCYL** ★  
Silver, Graphite or Black  
List: \$26.00 ea.



**NEW! MODERN  
PULL  
PLPULLBAR** ★  
Silver, Graphite or Black  
List: \$35.00 ea.

# Laminate Pedestals

by OfficeSource®



**MOBILE - 3 DRAWER PEDESTAL - BOX/BOX/FILE**  
**SKU: PL148**  
 • Includes lock  
 16"W x 22"D x 28½"H  
 List: \$619.00


**MOBILE - 2 DRAWER PEDESTAL - FILE/FILE**  
**SKU: PL149**  
 • Includes lock  
 16"W x 22"D x 28½"H  
 List: \$649.00

**MOBILE - 2 DRAWER PEDESTAL - BOX/FILE**  
**SKU: PL1007**  
 • Includes lock  
 16"W x 22½"D x 22½"H  
 List: \$509.00

**OPTIONAL CUSHION TOP CUSHION**  
**SKU: CUSH1623**  
 • For PL1007 pedestal  
 List: \$143.00



**CUSHION UPHOLSTERIES IN STOCK:**



**Laminate Finishes In Stock:** Cherry, Espresso, Mahogany, Honey, Maple, Modern Walnut, White & Coastal Gray  
**Please Note:** See previous page for standard and optional pulls.

# Metal Pedestals

by OfficeSource®

**Features Include:** Free standing, sliding ball bearing suspension drawers to ensure smooth drawer action, adjustable glides & locks included.



**2 DRAWER PEDESTAL - FILE/FILE**  
**SKU: CPSFF**  
 • Includes lock & 4 adj. Glides  
 15"W x 22"D x 26½"H  
 List: \$449.00

**3 DRAWER PEDESTAL - BOX/BOX/FILE**  
**SKU: CPSBBF**  
 • Includes lock & 4 adj. Glides  
 15"W x 22"D x 26½"H  
 List: \$449.00

**2 DRAWER MOBILE PEDESTAL - BOX/FILE**  
**SKU: CPSBF**  
 • Includes lock & 4 Casters  
 15"W x 22"D x 22¼"H  
 List: \$399.00

**(CPSFF & CPSBBF) Finishes In Stock:** Black, Charcoal, Light Gray, Silver & White  
**(CPSBF) Finishes In Stock:** Silver & White Only

**FINISHES IN STOCK:**



**METAL PEDESTAL OPTIONS**



**TOP CUSHION**  
**SKU: CUSH1522**  
 • For CPS pedestal  
 List: \$133.00



**OPTIONAL CASTERS**  
**SKU: CPPCASTERS**  
 • (Set of 4)  
 List: \$40.00

# Lateral File Collection

by OfficeSource®

## STANDARD FEATURES

- Safety features include counter weights and an interlock system to prevent tipping
- Heavy duty full pull designer cabinet at an affordable price
- Reinforced heavy gauge welded steel construction
- Standard with factory installed lock and hanging bars
- Powder coat paint
- Meets or exceeds ANSI/BIFMA performance standards

## 35-1/2" WIDE - LATERAL FILES

### 2 DRAWER FILE SKU: 8362

19¾"D x 27¾"H  
List: \$839.00

### 3 DRAWER FILE SKU: 8363

19¾"D x 39¾"H  
List: \$1,219.00

### 4 DRAWER FILE SKU: 8364

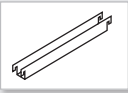
19¾"D x 51¾"H  
List: \$1,479.00

### 5 DRAWER FILE SKU: 8365

19¾"D x 63¾"H  
List: \$2,079.00



## ACCESSORIES



### DOUBLE RAIL HANGING FRONT TO BACK FILING RAIL SKU: 8000FB

• All files require 2 rails per drawer  
List: \$50.00 (Pair)



### 8000LOCKCOREKIT

List: \$60.00 ea.

### 8000COREKEY

List: \$20.00 ea.

### 8000MASTERKEY

List: \$30.00 ea.



Some items in this collection come ready-to-assemble.



#VF4DLET250



#VF2DLET250

# Vertical File Collection

by OfficeSource®

These durable welded steel vertical file cabinets are the cost-effective way to keep files organized and secure using minimal floor space.



SINGLE LOCK SECURES ALL DRAWERS



INCLUDES FOLLOWER BLOCK TO HELP KEEP FILES UPRIGHT

## STANDARD FEATURES

- Steel ball bearing slide suspension for superior performance
- Full drawer extension for easy file retrieval
- High sided drawers accommodate hanging folders
- Follower block in drawers keeps files upright
- Label holder for easy identification
- Aluminum thumb latch and handles
- Single lock secures all drawers, 2 keys included
- Powder coat finish

## 25" DEEP - VERTICAL FILES

### 4 DRAWER FILE - LETTER SKU: VF4DLET250

15"W x 52"H  
List: \$799.00

### 2 DRAWER FILE - LETTER SKU: VF2DLET250

15"W x 29"H  
List: \$459.00

Finishes In Stock: **BLK** Black, **GRY** Light Gray, **PTY** Putty

## FINISHES IN STOCK:



**DURABLE, POWDER COATED FINISH!**




**QUALITY  
3MM DURA-EDGE  
PROTECTION!**



## OS Laminate Lateral Files by OfficeSource®




### OPTIONAL DRAWER PULLS



**SILVER PULL**  
SKU: PLPULLHLNI  
List: \$26.00 ea.



**RECT. PULL**  
SKU: PLPULLRSI  
List: \$30.00 ea.



**NEW! MODERN METRO PULL**  
PLPULLCYL ★  
Silver, Graphite or Black  
List: \$26.00 ea.



**NEW! MODERN PULL**  
PLPULLBAR ★  
Silver, Graphite or Black  
List: \$35.00 ea.

**2 DRWR LATERAL**  
SKU: PL112  
• Removable top  
• Letter or legal  
• Fully assembled  
35½"W x 22"D x 29½"H  
List: \$819.00  
(Not Pictured)

**3 DRWR LATERAL**  
SKU: PL183  
• Letter or legal  
• Fully assembled  
35½"W x 22"D x 42"H  
List: \$1,949.00

**4 DRWR LATERAL**  
SKU: PL184  
• Letter or legal  
• Fully assembled  
35½"W x 22"D x 54½"H  
List: \$2,369.00

**COMBO LATERAL BOX/BOX/FILE W/1 LATERAL FILE**  
SKU: PL114  
• Removable top  
• Fully assembled  
31"W x 22"D x 29½"H  
List: \$925.00

★ Gold Stars Indicate Product New for 2019.

🔪 Ready to Assemble

### OS LAMINATE - FINISHES IN STOCK W/STANDARD PULLS:



## OS 600 Series Lateral Files by OfficeSource®

QS = QUICKSHIP

- Full drawer extension on genuine progressive telescoping ball-bearing slides provide smooth, trouble-free operation
- Built in drawer interlock system prevents more than one drawer from opening at a time
- Center lock securely locks both sides of each drawer for positive security
- Meets or exceeds ANSI/BIFMA performance standards

**MAKE YOUR LATERAL FILE MOBILE!**



**2 DRAWER LATERAL FILE**  
SKU: QSLF6A362  
36"W x 19¼"D x 28¾"H  
List: \$1,139.00

**3 DRAWER LATERAL FILE**  
SKU: QSLF6A363  
36"W x 19¼"D x 40¾"H  
List: \$1,599.00

**4 DRAWER LATERAL FILE**  
SKU: QSLF6A364  
36"W x 19¼"D x 53¼"H  
List: \$1,999.00

**5 DRAWER LATERAL FILE**  
SKU: QSLF6A365  
36"W x 19¼"D x 66¾"H  
List: \$2,499.00

**3 DRAWER 42" W LATERAL FILE**  
SKU: QSLF6A423  
42"W x 19¼"D x 40¾"H  
List: \$1,739.00

**4 DRAWER 42" W LATERAL FILE**  
SKU: QSLF6A424  
42"W x 19¼"D x 53¼"H  
List: \$2,099.00

**5 DRAWER 42" W LATERAL FILE**  
SKU: QSLF6A425  
42"W x 19¼"D x 66¾"H  
List: \$2,669.00

**CASTER BASES** ★  
SKU: QSF6A3619  
36"W - List: \$369.00  
SKU: QSF6A4219  
42"W - List: \$399.00

### FINISHES AVAILABLE:



**ADD THE CONVENIENCE OF DIRECT POWER & DATA INTO YOUR WORKSTATION, CONFERENCE TABLES OR TRAINING ROOMS!**

➔ **GROMMET POWER CENTERS** *Fits Inside Standard Worksurface Grommets*



**POWER CENTER**  
**SKU: OSF3000BLK**

- 1 Power outlet, 1 USB connection with optional data/charge
- Fits all os laminate grommets (2 $\frac{3}{8}$ "")
- Grommet hole: 2 $\frac{3}{8}$ "
- 5' Power cord; 40" USB cable

List: \$102.00

**Color In Stock:** Black



OPEN



CLOSED



**Color In Stock:** Black

**HIDDEN POWER CENTER**  
**SKU: OSF2000BLK**

- Spring-loaded button to open
  - Lid sits flush when not in use
  - Provides direct access to power and ethernet
  - 3 Power outlets, 2 USB chargers, RJ45
  - 8' Power cord
  - Overall dimensions: 4 $\frac{3}{8}$ " D
  - Cutout hole size: 4 $\frac{1}{8}$ " D
  - UL/CUL listed
  - 15A, 125V
- List: \$115.00



PULL OUT



LAY FLAT



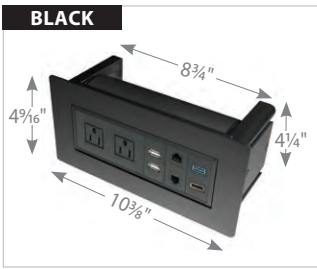
CLOSED

**PULL OUT POWER GROMMET**  
**SKU: OSF1000BLK**

- 4 Power outlets, 2 USB chargers
  - Heavy duty 8' power cord with surge suppressor w/indicator light
  - Fits all os laminate grommets (2 $\frac{3}{8}$ "")
  - Grommet hole: 2 $\frac{3}{8}$ "
  - UL/CUL listed
  - 15A, 125V
- List: \$140.00

**Color In Stock:** Black

➔ **POWER INSERTS** *Fits Inside Conference Table Grommets*



BLACK



SILVER

CLOSED

**Colors In Stock:**  
BLK Black or SI Silver

**POWER INSERT**  
**SKU: PLTBPOWER**

- 2 Power outlets
- 2 USB 2.0 Ports; 1 USB 3.0 Port
- 1 HDMI port
- 1 Data outlet; 1 phone outlet
- 8' Power cord

**Cutout:** 8 $\frac{3}{4}$ "W x 4 $\frac{1}{4}$ "D  
**Overall:** 10 $\frac{3}{8}$ "W x 4 $\frac{1}{16}$ "D  
List: \$529.00

➔ **DESK TOP POWER MODULES**  
*Mounts Above or Below Work Surfaces, ideal for Desk Top Application*



**DESK MOUNT POWER**  
**SKU: OSF9500** ★

- Mounts above or below worksurface
  - 2 Power outlets, 2 USB ports
  - 4' Power cord
  - 6' GST cord
  - Includes 3 mounts: above desk clamp, above desk grommet, below desk mount
  - Plastic phone holder
- List: \$299.00

**Color In Stock:** White



**DAISY CHAINABLE!**

★ Gold Stars Indicate Product New for 2019.



**TABLE MOUNTABLE POWER MODULE**  
**SKU: OSF6000SI**

- Mounts above or below worksurface
  - 2 UL power outlets; 1 dual USB charger
  - 8' Power cord
- 7"W x 3 $\frac{1}{2}$ "D x 4"H  
List: \$155.00

**Color In Stock:** Silver



➔ **POWER STRIP**  
*Mobile*



**5-OUTLET SURGE POWER STRIP W/USB CHARGING**  
**SKU: OSF5500** ★

- Specifications**
- 5 Power outlets, 4 USB ports
- List: \$289.00

**Color In Stock:** White

➔ **UNDER SURFACE POWER MODULE**  
*Mounts Below Work Surface, Ideal for Multi-Workstations*



#OSF5000BLK

**UNDER SURFACE MOUNT**  
**SKU: OSF5000BLK**

- 3 Electrical outlets (2 top, 1 on end)
  - 1 USB + 1 USB data
  - PCBA surge protection (with indicator light)
  - Overload protection switch
  - 118" Power cord
  - 59" USB cable
- List: \$185.00

**Color In Stock:** Black



**DAISY CHAINABLE!**

➔ **CELL PHONE CHARGER**  
*Fits all OS Laminate Grommets*



**CELL PHONE CHARGER**  
**SKU: OSF7000BLK**

- Fits all os laminate grommets (2 $\frac{3}{8}$ "")
  - Includes Apple adapter
- List: \$155.00



*Also Fits Into Arm of Integrate Modular Chair Arm!*

➔ **MOBILE POWER STATION**



**4-SIDED  
MOBILE POWER TOWER**  
**SKU: OSF8000SI**

- 14' power cord
- 39¾" high

**Specifications**  
Per Side:


- 2 Electrical sockets
- 2 USB charging ports
- Four-sided provides 360° degrees
- Heavy duty casters
- On/off switch

List: \$1,019.00



Color In Stock: Silver

➔ **WIRE MANAGEMENT**



**RECTANGULAR SNAKE  
CABLE MANAGEMENT**  
**SKU: CMS04 ★**  
30" Long  
List: \$80.00  
Color In Stock: Black (Only)



**SPINE CABLE  
MANAGEMENT**  
**SKU: CMS03SI**  
30" Long Flexible Cord  
Concealer  
List: \$62.00  
Color In Stock: Silver (Only)



**COIL SNAKE  
CABLE MANAGEMENT**  
**SKU: CMS05 ★**  
24-50" Long  
List: \$60.00  
Color In Stock: Black (Only)

➔ **CPU HOLDER**



**UNIVERSAL UNDER TABLE MOUNT  
CPU HOLDER**  
**SKU: PLTASCPUH ★**

- Attaches to underside of work surface
- 50 lbs load capacity
- 180 degree swivel rotation
- All steel
- Height and width adjustable

Inside Dimensions: 5-8¼"W x 11¼-20¼"H  
Overall Dimensions: 6¾-10"W x 7½"D x 15-24"H  
List: \$179.00  
Color In Stock: Black (Only)



**PLASTIC CABLE MANAGEMENT**  
**SKU: PLTPWM18 ★**  
18"L x 1¾"Dia  
List: \$40.00  
Color In Stock: Black (Only)


**KEEPS CORDS  
ORGANIZED!**

**CONNECTING PEOPLE WITH  
TECHNOLOGY TO ENHANCE COMFORT  
AND PRODUCTIVITY!**

➔ **MONITOR ARMS** Modular System Build To Suit Arms



**ONE, TWO, THREE, FOUR MONITORS?  
WE HAVE YOU COVERED!**



**2 USB PORTS  
INCLUDED!**

**STANDARD FEATURES**

- Grommet & clamp included
- Gas spring control
- 360 degree rotation, 85 degree upward, 15 degree downward
- 2 USB 3.0 ports

MODEL #	DESCRIPTION	LIST PRICE
<b>506SMA ★</b>	Single Arm - Black	\$199.00
<b>506DMA ★</b>	Dual Arm - Black	\$329.00
<b>530SMA ★</b>	Single Arm - Silver	\$450.00
<b>530DMA ★</b>	Dual Arm - Silver	\$675.00
<b>530TMA ★</b>	Triple Arm - Silver	\$725.00
<b>530QMA ★</b>	Quad Arm - Silver	\$1,125.00

**★ Gold Stars Indicate  
Product New for 2019.**

→ **KEYBOARD SYSTEMS**



Keyboard System Color In Stock: Black



**SLIDE-OUT KEYBOARD SYSTEM**

**SKU: OSF500BLK**  
 • Includes MDF keyboard & mouse tray with molded PU palm rest  
 • Slides lock in fully extended position to prevent keyboard tray moving during use  
 • MDF teardrop mouse tray with swivel  
**Keyboard Tray: 20"W x 11"D**  
**Mouse Tray: 7½"W x 8½"D**  
 List: \$132.00

**SPRING ASSIST SYSTEM**

**SKU: OSF600BLK**  
 • Includes MDF keyboard & mouse tray with molded PU palm rest  
 • MDF teardrop mouse tray with swivel  
 • 21" Track  
**Keyboard Tray: 20"W x 11"D**  
**Mouse Tray: 7½"W x 8½"D**  
 List: \$195.00


**LIFT & LOCK W/TEAR DROP SYSTEM**

**SKU: OSF700BLK**  
 • Includes MDF keyboard & mouse tray with gel palm rest  
 • MDF teardrop mouse tray with swivel  
 • 21" Track  
**Keyboard Tray: 20"W x 11"D**  
**Mouse Tray: 7½"W x 8½"D**  
 List: \$285.00

**LIFT & LOCK SYSTEM W/SLIDE-OUT**

**SKU: OSF800BLK**  
 • Includes MDF keyboard & mouse tray with molded PU palm rest  
 • MDF square sliding mouse tray; mouse tray slides out either left or right  
 • 8" Front-to-back distance  
 • 21" Track  
**Keyboard Tray: 20½"W x 11"D**  
**Mouse Tray: 7¼"W x 8"D**  
 List: \$349.00

→ **CENTER DRAWER**



**BLACK CENTER DRAWER**   
**SKU: CDR1BLK**  
 21¼"W x 16¼"D x 2"H  
 List: \$100.00

- Features Include:**
- Ball bearing suspension
  - Built in pencil tray
  - Low profile design

Color In Stock: Black

→ **TASK LIGHTING - LED & ENERGY EFFICIENT**



- LED TASK LIGHT**
- Features a basic On & Off switch
  - Extra frosted lens to prevent unwanted glare
  - Uses LED light instead of T5 fluorescent light to ensure longevity
  - Includes (2) mounting clips and screws (magnets sold separately)

- LED TASK LIGHT**
- Units features Touch Dimmer
  - Includes built in magnet
  - Packaged with 10' power cord
  - AC100V-240V, 12W, 4000K

**24" LED TASK LIGHT**  
**SKU: PLEDBUDTL24**  
 List: \$205.00

**48" LED TASK LIGHT**  
**SKU: PLEDBUDTL48**  
 List: \$305.00

**24" ENERGY EFFICIENT LED TASK LIGHT W/DIMMER**  
**SKU: PLEDDIMTL24MAGBLK**  
 List: \$235.00

**48" ENERGY EFFICIENT LED TASK LIGHT W/DIMMER**  
**SKU: PLEDDIMTL48MAGBLK**  
 List: \$325.00

→ **DESK RISER**

*StandUp*  
**PNEUMATIC DESK RISER**

*Converts Table Top to Healthy Standing Workstation*

**PNEUMATIC DESK RISER**  
**SKU: SS3221BLK**  
 • Height adjustable keyboard & monitor stand  
 • Easy touch pneumatic height adjustment  
 • Vacuum sealed surfaces  
 • Holds up to 33 lbs  
**Overall Upright: 31½"W x 21½"D x 16"H**  
**Overall Lowered: 31½"W x 25½"D x 8"H**  
**Wood Top Platform: 31½"W x 20½"D**  
**Keyboard Platform: 24½"W x 8½"D**  
 List: \$609.00  
 Color In Stock: Black



**Ready to Assemble**

## Glass CHAIRMATS by OfficeSource®

### STANDARD FEATURES

- Made of 1/4" clear tempered glass to our patented specifications
- Five times stronger than common glass
- All mats feature patented beveled edges and radius corners -Patent No. US 8,168,286,B2 issued May 1, 2012.
- Capable of supporting 1000's of pounds per mat
- Lifetime Limited Warranty against breaking or chipping
- 99.9% of surveyed buyers say they are delighted with their glass chairmats

**AVAILABLE IN MANY SIZES  
TO FIT ANY OFFICE**

**AFFORDABLE COMPARED TO  
"BEST QUALITY USE & DISCARD"  
VINYL CHAIRMATS!**

### GLASS CHAIRMATS

Can withstand 1,000 lbs

MODEL #	DIMENSION	LIST PRICE
CI3646	36" x 46"	\$499.00
CI4646	46" x 46"	\$579.00
CI4450	44" x 50"	\$599.00
CI4848	48" Round	\$619.00
CI4860	48" x 60"	\$619.00



### ROUND CHAIRMAT



### EXCLUSIVE PATENTED FEATURE

*Beveled edges allow  
easy rolling on and off chairmat!*



## ERGONOMIC • ECO • ELEGANT • ECONOMICAL

### ERGONOMIC BENEFITS

Relieves back and joint stress from difficult rolling and caster indentation.

### ELEGANT IN YOUR OFFICE

Clear, beveled, quality elegance – complements office furnishings.

### ECONOMICAL

Never needs replacing, saves money.

### ECO A GREEN PRODUCT

Made from silica sand and recycled glass, not a petroleum product.

### EFFORTLESS ROLLING

Desk chairs glide, no more pushing or tugging on thin vinyl mats.

### PROTECTS YOUR FLOORING

Carpet and hardwood stay new and never wear under glass chairmats.

**SEE YOUR OFFICE SUPPLY AND FURNITURE DEALER FOR  
A LIFETIME CHAIRMAT DEMONSTRATION.**



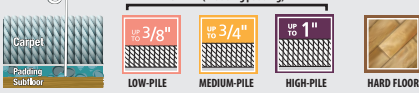
**EVERLIFE<sup>®</sup>**

EverLife<sup>®</sup> chairmats protect floors from wear & tear and reduce fatigue by rolling easier with a clear chairmat. The first chairmat assortment certified for low product emissions. Carpet chairmats feature an AnchorBar<sup>®</sup> Cleat System which securely holds the mat in place without sharp points to harm carpet or hands. Greenguard Gold Certified.

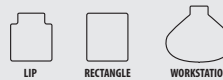
Use the chairmat guide below to select a chairmat that will easily fit into any office environment. With a leading assortment of thicknesses, sizes and shapes, ES ROBBINS Chairmats have you covered with next level floor protection.



**1 PICK YOUR FLOOR TYPE**  
HOW TO MEASURE CARPET FOR PILE SIZE.



**2 CHOOSE A SHAPE THAT WORKS BEST FOR YOUR SPACE**



**3 USAGE = TIME + WEIGHT**  
8+ HOURS OR +200 LBS.



**EVERLIFE<sup>®</sup> BIG AND TALL CHAIRMAT FOR HIGH TO EXTRA HIGH PILE CARPET**

High performance chairmat for intensive use such as multi-shift or Big & Tall. Crystal beveled edge. Limited Lifetime "No Crack Mat" Warranty.

SKU	Size (WxL)	Style	Lip (WxL)	Unit	Price
BT3648RBVC	36" x 48"	Rectangle	No Lip	EA	\$259.00
BT4553RBVC	45" x 53"	Lip	25" x 12"	EA	\$329.00



**EVERLIFE<sup>®</sup> CHAIRMAT FOR MEDIUM PILE CARPET**

All day support for everyday office use. Limited Lifetime "No Crack Mat" Warranty.

SKU	Size (WxL)	Style	Lip (WxL)	Unit	Price
<b>STRAIGHT EDGE</b>					
ST6660ABVC	66" x 60"	Workstation	20" x 12"	EA	\$279.00
<b>CRYSTAL EDGE - Smooth, finished edge of superb clarity</b>					
ST3648NBVC	36" x 48"	Lip	20" x 10"	EA	\$105.00
ST4553ABVC	45" x 53"	Lip	25" x 12"	EA	\$119.00
ST4860RBVC	46" x 60"	Rectangle	No Lip	EA	\$179.00
<b>BEVELED EDGE - Ramped edge for smooth transition on/off mat</b>					
ST4553RBVC	45" x 53"	Rectangle	20" x 10"	EA	\$169.00
ST4872RBVC	48" x 72"	Rectangle	25" x 12"	EA	\$299.00
ST6060RBVC	60" x 60"	Square	No Lip	EA	\$319.00



**EVERLIFE<sup>®</sup> CHAIRMAT FOR LOW PILE CARPET**

For use with carpet such as loop/berber style. Crystal beveled edge. Limited Lifetime "No Crack Mat" Warranty.

SKU	Size (WxL)	Style	Lip (WxL)	Unit	Price
LP3648NC	36" x 48"	Lip	20" x 10"	EA	\$74.00
LP4553AC	45" x 53"	Lip	25" x 12"	EA	\$89.00
E4860RAC	46" x 60"	Rectangle	No Lip	EA	\$159.00



**EVERLIFE<sup>®</sup> CHAIRMAT FOR HARD FLOORS**

Chairmat designed to preserve and protect the beauty of laminate, wood, tile and other hard flooring. Straight edge.

SKU	Size (WxL)	Style	Lip (WxL)	Unit	Price
<b>FOR LIGHT USE - 1-YEAR LIMITED "NO CRACK MAT" WARRANTY</b>					
HF3648SE	36" x 48"	Lip	20" x 10"	EA	\$109.00
<b>FOR INTENSIVE USE - LIMITED LIFETIME "NO CRACK MAT" WARRANTY</b>					
HF4553RC	45" x 53"	Rectangle	No Lip	EA	\$155.00
HF4860RC	46" x 60"	Rectangle	No Lip	EA	\$173.00



EverLife<sup>®</sup> carpet chairmats feature AnchorBar<sup>®</sup> chairmat cleat system - easy to handle; no sharp points.



LINEAR

**DIMENSIONS<sup>®</sup> LINEAR AND CONCENTRIC SQUARE CHAIRMATS**

Innovative crystal clear design with smooth glide surface creates an extraordinary ergonomic experience. Micro-cleats securely position mat in place. Patented Linear and Concentric Square designs.



CONCENTRIC SQUARE



**DIMENSIONS<sup>®</sup> LINEAR AND CONCENTRIC SQUARE CHAIRMATS FOR MEDIUM PILE CARPET**

All day support for everyday use. Straight edge. Limited Lifetime "No Crack Mat" Warranty.

SKU	Size (WxL)	Style	Lip (WxL)	Unit	Price
<b>LINEAR DESIGN</b>					
DL3648RMP	36" x 48"	Rectangle	No Lip	EA	\$264.00
DL4553RMP	45" x 53"	Rectangle	No Lip	EA	\$285.00
DL4660RMP	46" x 60"	Rectangle	No Lip	EA	\$366.00
<b>CONCENTRIC SQUARE DESIGN</b>					
CS4648RC	46" x 48"	Square	No Lip	EA	\$289.00

Ask about our Custom Size Mats!



**CLASS MAT™ - PREMIER FLOOR PROTECTION**

Experience the beauty and clarity of glass without the weight, noise or reflectivity. Unique, aqua tint process creates a vintage glass look. Durable constructed of 1/4 inch thick vinyl. Non-studded design is safe for all pile carpets and hard floor surfaces with effortless chair glide.



**CLASS MAT™ FOR HIGH TO EXTRA HIGH PILE CARPET AND HARD FLOORS**

High performance chairmat for intensive use or big and tall. Straight Edge. Limited Lifetime "No Crack Mat" Warranty.

SKU	Size (WxL)	Style	Lip (WxL)	Unit	Price
CM3648RC	36" x 48"	Rectangle	No Lip	EA	\$287.00
CM4553RC	45" x 53"	Rectangle	No Lip	EA	\$396.00
CM4660RC	46" x 60"	Rectangle	No Lip	EA	\$460.00



**1 CHOOSE A STANDING OR SIT-TO-STAND DESK**



**2 PICK AN ANTI-FATIGUE MAT**



**3 WORK BETTER!**  
FACT: Studies show standing and moving more reduces the risk of obesity, diabetes, cardiovascular disease and cancer.



**SIT OR STAND MAT™**

Improve your workspace with the revolutionary all-in-one Sit or Stand Mat™. Mat offers the flexibility to sit or stand allowing you to sit less and move more. The innovative hinge folds for a supportive foam cushion and unfolds to a full size chair mat. Straight Edge. 1-Year Limited Lifetime "No Crack Mat" Warranty. Made in USA.

**REDUCE THE NEGATIVE SIDE EFFECTS OF SITTING ALL DAY.**



**FOR CARPET**

Sit or Stand Mat™ features AnchorMat™, a rounded, dome style cleat system that grips securely yet is gentle on carpet and fingers.

SKU	Size (WxL)	Style	Lip (WxL)	Unit	Price
SC3653RC	36" x 53"	Lip	20" x 18"	EA	\$344.00



**FEEL GOOD™ ANTI-FATIGUE MAT**

Stand in comfort with an ergonomically designed dome surfaced mat. Tapered edges and rounded corners help eliminate trip hazard. Waffle underside grips hard floors or carpet. For dry areas only. Limited 2-Year Warranty.

**HARD FLOORS AND CARPET**

SKU	Size (WxL)	Style	Lip (WxL)	Unit	Price
AF3624RBK	36" x 24"	Rectangle	No Lip	EA	\$199.00



**ANTI-FATIGUE MAT**

Comfort and increased productivity!

The ergonomically styled anti-fatigue mat from OfficeSource® is the perfect solution for improving workers comfort and productivity. This mat provides all day comfort and relief from aching feet and legs and also can help relieve back stress that occurs from long periods of standing.

**BLACK MAT**

SKU	Size (WxL)	Style	Lip (WxL)	Unit	Price
AF3320RBK	33" x 20"	Rectangle	No Lip	EA	\$125.00

**9 TO 5 SEATING**

Aria .....	190
Bristol .....	191
Core .....	191
Cydia .....	191
Strata .....	191
Vault .....	190

**- C -****CANDEX**

Component Series.....	13
Conference.....	14
Contemporary Value .....	12
Modern .....	14
Reception.....	15
Teacher's Metal Leg Desks .....	17
Workstation .....	14, 15

**- D -****DIVERSIFIED**

Lab Furniture.....	108-109
--------------------	---------

**DATUM**

4Post™-in-a-Box .....	218
Datum TekCart™ GLC .....	219
Ez2® Rotary Filing Systems....	218
Stak-N-Lok™ Modular Systems	218
TekCart™ Prime.....	219
TekStak II™ .....	219
The Datum FileCart™ .....	218
The Mobile Podium Desk .....	219
WallWrite® .....	219

**- F -****FIREKING**

1-Hour Storage Cabinets.....	223
Patriot File .....	223
UL 1-Hour Lateral File.....	222
UL 1-Hour Turtle Files.....	223
UL 1-Hour Vertical File.....	222

**FLEXSTEEL CONTRACT**

Governor's Collection.....	4-5
Inigo Collection .....	122
Keswick Collection .....	2, 103
Rue De Lyon Collection.....	3
Zoll Collection.....	123

**- H -****HPFI**

Eve & Evette .....	124
Flex .....	125
Hannah .....	124
Harmony .....	124

**- I -****INDIANA FURNITURE**

Canvas .....	8
Phoenix .....	9

**- L -****LINEA ITALIA**

Vortex Collection .....	18-19
-------------------------	-------

**LA-Z-BOY**

Dawson Collection .....	203
Skylar Collection .....	203
Weston Collection .....	206

**- M -****MOORECO**

Magnetic & Glass Boards..	113-114
Mobile Magnetic .....	114-115
Whiteboards .....	112

**- N -****NATIONAL PUBLIC SEATING**

6200 Series.....	174
Contemporary.....	174
Flip N Store .....	174
Music .....	174

**- O -****OFFICESOURCE®**

500, 600 Series Metal Desks....	16
600 Series Lateral Files.....	227
700 Series Metal Desks .....	17
Abbey.....	6-7, 102
Accessories.....	75, 229-230
Advanced .....	153, 178
Advantage .....	144, 201
Adventure .....	178
Aero .....	157
Artesa.....	183
Benches.....	212
Benching Cabinets .....	211
Big & Tall.....	146-148, 207-209
Bleecker.....	142, 158, 171
Blow Mold .....	106, 166
Blue Striker.....	210
Bookcases.....	216-217
Booktrucks.....	214
Borders II.....	74-79
Bowery.....	143, 206
Boxero .....	199
Bradley.....	195
Cade .....	183
Carson .....	154
Chairmats.....	231-233
Charleston .....	194
Chelsea .....	139
Conference Tables.....	88-91
CoolMesh .....	155, 164, 186-188
CoolMesh Basic.....	188
CoolMesh Pro ..	164, 168, 184-185
Costa .....	181
Crescent .....	145
Crossway.....	179
Crusader .....	189
Define .....	133
Dover .....	138
Draper .....	131
Effort.....	169, 178
Elite.....	220

**OFFICESOURCE® (Continued)**

Elroy .....	145
Encore .....	46-47
Engage.....	180
Fairfield .....	177
Flat Files .....	215
Franklin .....	151, 192
Frosted Glass Tables .....	101
Hahn.....	177
Hamilton.....	176
Hampton.....	144, 172
Heavy Duty Racks .....	213
Heitz.....	169, 189
Heritage .....	137
Imperial.....	201
Indulge .....	151, 200
Industrial.....	173
Integrate.....	126-127
Interra .....	116
Julep.....	165
Juniper.....	173
Kipton .....	172
Laminate Modular.....	20-29, 103
Laminate Typicals .....	30-45
Lancaster .....	141, 193
Lateral Files .....	226-227
Levy .....	157
Lockers .....	212-215
Loft.....	144, 172
Luna .....	182
Madison .....	134
Maggie.....	136
Magnetic White Boards .....	111
Manhattan .....	135
Marco.....	206
Mario .....	159
Medical Stools.....	170
Merak.....	150, 198
Merax.....	177
Merit.....	149

Millennial .....	128-129
Multi-Purpose.....	92-101
Nature .....	173, 176
Newton .....	137
Orb .....	104
Panels.....	118-120
Park.....	175
Parson .....	156
Pedestal Tables.....	104
Pedestals.....	225
Pennington .....	181
Perch .....	165
Phinda .....	202
Plexus.....	181
Prestige.....	200
Prisma .....	192
Prius .....	182
Profile.....	207
Provident .....	201
Reception Tables .....	105
Reese .....	162
Regal .....	153
Remark.....	179
Renegade Raider .....	210
Ridge .....	151
Rise Stool .....	171
Roster.....	154, 157
Savore .....	140
Serene .....	180
Shapes.....	130
Sienna .....	10-11
Sierra .....	202
Sit/Stand Stool .....	72, 170
Slash.....	156, 192
Sleek Stool .....	171
Spencer.....	144, 195
Spice.....	168, 189
Spool .....	167
Sprint .....	152
Spry.....	110-111

Stacked Seating .....	161
StandUp .....	64-67, 72
StandUp Typicals .....	68-71, 73
Steel Folding Chairs .....	166
Storage .....	214, 220-221, 224
Studio.....	199
System 2 .....	117
Task Force.....	177
Task Lighting.....	230
Tate.....	152
Technology .....	228-229
Torrance .....	169, 179
Tower.....	161
Training Tables.....	80-87
Tre .....	150, 196
Tre Lite.....	197
Tribeca.....	132
Triumph.....	165
Value .....	149
Variant .....	48-56
Variant Typicals.....	57-63
Vertical Files.....	226
Wellness .....	204-205
Whistler.....	202
Wire Management.....	229
Viking.....	180
Zella .....	160

**- S -****SCREENFLEX**

Mobile Screenflex .....	121
-------------------------	-----

**- V -****VIRCO**

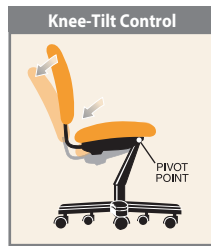
6000 Series.....	106
785 Series.....	107
8900 Series.....	162
Classic Series™.....	163
Folding Chairs.....	166
Mobile Stool & Bench Tables..	107

# CHAIR FUNCTIONS

This useful chair functions guide will help you navigate finding the right chair for you. The visual graphics display in detail each function that is listed on various items within the seating section.




**Pneumatic Seat Height**  
Adjusts "up and down" seat height relative to the floor.



**Knee-Tilt Control**  
Allows user to fully recline while keeping feet comfortably on the floor. "Pivot point" is placed near the front of the seat.




**Mid-Pivot Control**  
Allows user to recline at a more natural angle than the traditional tilt control. "Pivot point of chair is positioned slightly forward" toward the front of the seat.




**360-Degree Swivel**  
Allows seat "rotation" in a full circle.



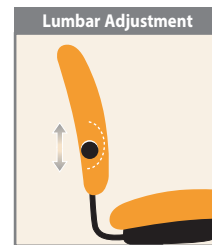
**Synchronous Control**  
Automatically "adjusts seat and back angle while maintaining a 2:1 recline ratio", providing optimum back support and minimal seat rise.




**Back Depth Adjustment**  
Allows user to "adjust back in and out" for additional seat depth.




**Swivel/Tilt Control**  
Places the "pivot point" directly above the base center and allows the user to lean back in a seated position.



**Lumbar Adjustment**  
Allows user to "custom fit chair by adjusting lumbar" for optimum support and comfort.



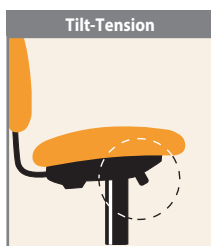
**Tilt Lock**  
"Locks seat and back" in an upright position.



**Articulating Seat & Back**  
"Adjusts seat & back angle independently" with a single lever.



**Forward Seat Tilt**  
Allows user to "tilt seat forward" for optimum comfort while doing intensive forward-oriented tasks.




**Tilt-Tension**  
Allows user to adjust "resistance" with which chair reclines or tilts.




**Adjustable Seat & Back**  
Allows user to "adjust and lock seat and back angle" of chair independently of each other.



**Sliding Seat**  
Allows seat to move "forward and back" or to be locked in a desired position.



**Back Lock**  
Allows user to select and "lock a particular back angle."



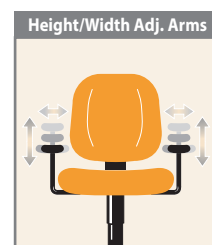
**Back Height Adjustment**  
Allows user to "adjust back up and down" for proper positioning of lumbar.



**Height-Adjustable Arms**  
Allows user to "adjust arms up and down" within a set range to accommodate a variety of tasks.



**High Performance Control**  
Includes "swivel/tilt with tension control, independently adjustable seat and back angle with infinite lock (any position) and forward pitch control."



**Height/Width Adj. Arms**  
Allows user to "adjust arms up and down, or in and out" within a set range to accommodate a variety of tasks.

# MILLENNIAL COLLECTION



Exceptional Furniture for an Inspired Life.

**OfficeSource®**



OfficeSource®



OfficeSource®  
**VARIANT**  
COLLECTION  
  
CREATING  
EXPECTATIONAL  
WORKSPACES

